

# Spin Glasses in Two Dimensions

D. K. Sunko\*

*Department of Physics,  
Faculty of Science,  
University of Zagreb,  
Bijenička cesta 32,  
HR-10000 Zagreb, Croatia.*

A continuum of new spin-glass transitions is found by Monte Carlo simulation in the two-dimensional Edwards-Anderson model with 50% bond impurities. It appears when the impurities are not randomly distributed with equal probabilities, but are allowed to diffuse for a short time at low temperature before they are fixed. The new spin glasses appear at low quench temperature  $T_q$ , and have a high critical temperature  $T_c$ . They are simultaneously rigid and disordered. The correlation-length critical exponent varies continuously with  $T_q$ , interpolating between the values for an Ising ferromagnet and standard spin glass. Implications for the thermodynamics and universality of spin glasses are discussed.

PACS numbers: 75.10.Nr, 64.70.Pf

## INTRODUCTION

Spin glasses have been exciting interest for nearly thirty years, both for fundamental and technological reasons [1, 2, 3]. They have also been used as models of other complex systems, including kinetic glasses [4]. They exhibit a second-order equilibrium phase transition to a state whose order parameter does not couple linearly to external fields. The non-local nature of the problem was recognized early by Toulouse [5], who identified the basic topological excitations of the system. Binder [6] constructed a cumulant which is amenable to investigations on small systems due to its scaling properties, a fact of basic importance for simulations. Bhatt and Young [7] used it to confirm that the Edwards-Anderson model [9] does not have a spin glass phase in two dimensions at finite temperature, but has one in three. Conclusive proof of the latter is relatively recent, owing to the large numerical effort involved [10]. Kawashima and Rieger [11] showed by a ground-state analysis that there is no spin-glass phase in two dimensions, even when the impurity concentration is varied.

It is a standard assumption in spin-glass investigations that all impurity configurations appear with equal *a priori* probability. In this work, bond impurities are allowed to diffuse a little, before becoming fixed at low temperature. After the high-temperature (random) equilibrium is obtained, the temperature is brought to a low value in a single step, still allowing impurities to hop for a further 1000 MC trials per site, before they are fixed. Samples obtained in this way are used for standard spin-glass investigations at all temperatures, and are shown below to have a finite spin glass transition temperature in two dimensions. This is easy to understand: non-frustrated configurations are transient, because they allow for easy bond movement. But as soon as a frustrated configuration is reached, kinetic slow-down occurs, and the cor-

responding bond configuration persists for a long time. As long as impurity hops are kept in the algorithm, one has a model kinetic glass, called a bond glass in Ref. [12]. Stopping bond diffusion at this point selects exceptionally frustrated configurations. The resulting equilibrium spin glass may best be described as ‘stopped kinetic’. The selected configurations are not self-averaging.

## MODEL AND METHOD

The standard 2D bond-disordered Edwards-Anderson model [9] is used, with a  $p_F = p_{AF} = 50\%$  probability for an F ( $J_F = J > 0$ ) or AF ( $J_{AF} = -J$ ) bond. During the quench, spin flips alternate with bond trials, which are the same as in previous work [12]: an F and AF bond can exchange places if they impinge on the same site (like a lattice gas of impurity bonds, with their number conserved). Samples are equilibrated at  $T = 5J$  and quenched to a low temperature  $T_q$  in zero field, with the number of diffusion trials fixed at 1000. The temperature of the quench  $T_q$  then remains as a single control parameter for the impurity distribution. For  $T_q > 2J$  a purely random distribution is achieved [12]. The range  $T_q < 2J$  is of interest, and this work focuses on its numerically easy part  $T_q < J$ , where the new transitions are found.

Several thousand samples were prepared and stored for each  $T_q$ , of square lattices with periodic boundary conditions, and edge sizes  $L$  between 8 and 16. Methods used previously [7] were closely followed. The main instrument is  $g_L$ , Binder’s cumulant [6] of the order parameter  $q$ , obtained from the instantaneous overlap of two samples with identical impurity configuration and initially random spin distributions, after an equilibration time determined following Bhatt and Young [7] (Fig. 1).

The critical temperature and correlation-length critical exponent were determined similarly to Ref. [8], minimiz-

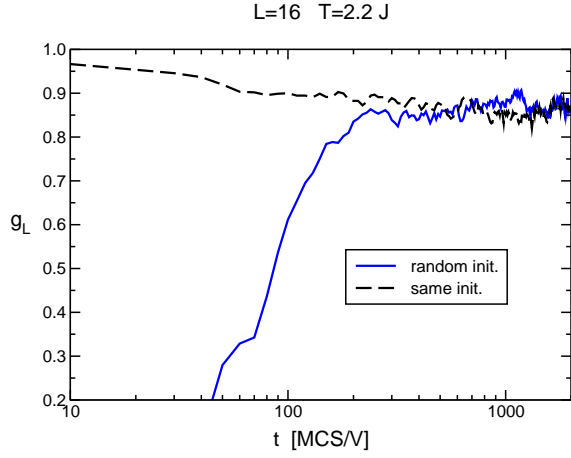


FIG. 1: Equilibration of Binder's cumulant for 200 samples with  $L = 16$  and  $T_q = 0.1J$ , at  $T = 2.2J$ . Full curve: two copies of the same impurity distribution, random initial spin distributions. Dashed curve: same initial spin distribution (the one actually found by the quenching algorithm).

ing the expression ( $\tilde{g}$  is scaled  $g_L$ )

$$s^2 \equiv \sum_{i < j} \sum_k \left( \tilde{g}(L_i^{1/\nu}(T_k - T_c)) - \tilde{g}(L_j^{1/\nu}(T_k - T_c)) \right)^2 \quad (1)$$

over  $(\nu, T_c)$ . Here  $\tilde{g}$  is extended by linear interpolation, and the sum is over all pairs  $L_i, L_j$  of sample sizes used, and over all temperature points  $T_k$  for which simulations were made (except extremal ones, to avoid extrapolations). The values of  $s^2$  were from  $\sim 10^{-5}$  at  $T_q = 0.1J$  to  $\sim 10^{-4}$  at  $T_q = J$ , indicating that corrections to finite-size scaling are small. The uncertainties quoted below give the range at which  $s^2$  changes by  $10^{-5}$ . They are just a simple measure of fit sensitivity, when the other parameter is fixed at the present best value. Calculations were done with batches of 200 samples, different for each temperature point.

### THE TRANSITION IN $T$

The main result is shown in Fig. 2. For  $T_q = 0.1J$ , the lowest quench temperature investigated, a spin glass transition is observed at

$$T_c/J = 2.22 \pm 0.01. \quad (2)$$

This is even higher than the mean-field expectation ( $T_c = 2J$ ) for the same model with random impurity arrangements, and is nearly consistent with the 2D Ising ferromagnet ( $T_c/J = 2.269\dots$ ). The values of  $g_L$  obtained saturate at unity below  $T \approx 1.5J$  for all samples. It is easy to resolve the curves for different  $L$  on both sides of  $T_c$ . The corresponding scaling of Binder's cumulant is

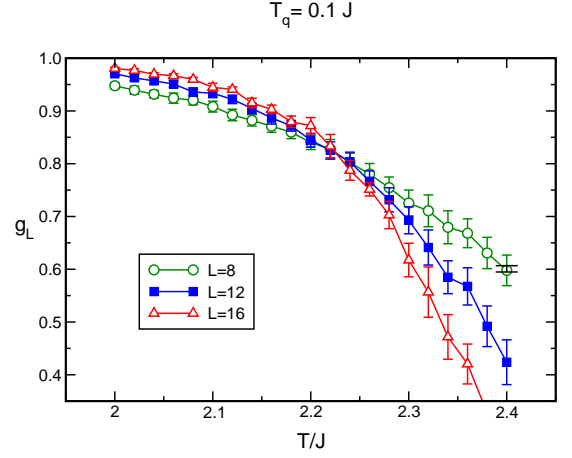


FIG. 2: Binder's cumulant for three sample sizes and  $T_q = 0.1J$ , 200 samples. The error bars represent the time fluctuations of the sample-averaged evolution curves after equilibration (Fig. 1). Long error bars at  $T = 2.4J$ : 5000 samples.

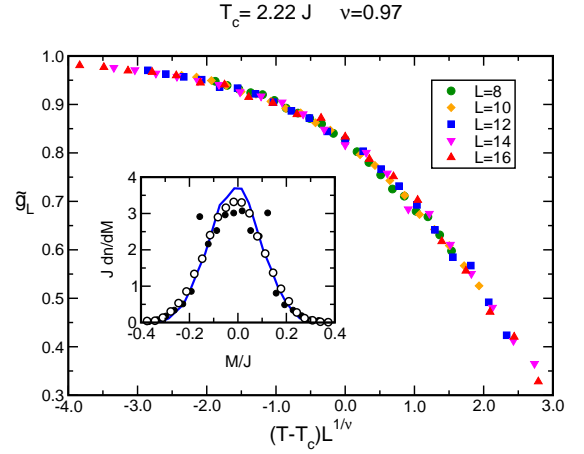


FIG. 3: Scaling form of Binder's cumulant in Fig. 2. The inset shows the normalized distribution of magnetization among 5000  $L = 8$  samples, for  $T = 2.0J$  (full line),  $T = 2.2J$  (empty circles) and  $T = 2.4J$  (full circles).

shown in Fig. 3, giving

$$\nu = 0.97 \pm 0.08 \quad (3)$$

for the correlation length critical exponent. This is consistent with the Ising ferromagnet in two dimensions ( $\nu = 1$ ). However, there is no magnetic order (inset to the figure). The distribution of magnetization among samples is peaked around zero, with a half-width of the order of the quench temperature, and does not change through the transition temperature.

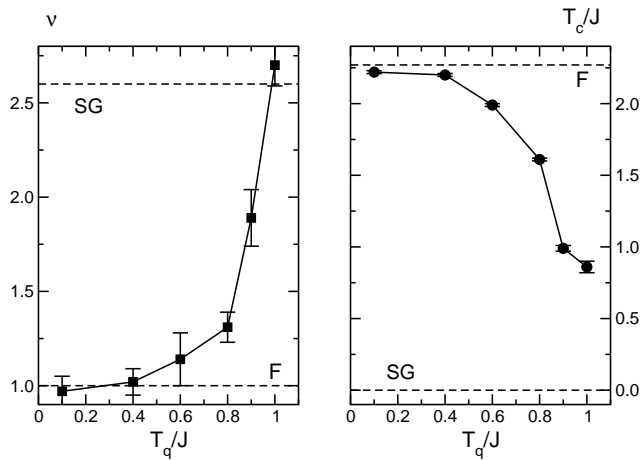


FIG. 4: Dependence of the critical exponent  $\nu$  (left) and critical temperature  $T_c$  (right) on the quench temperature. Known values for a 2D Ising ferromagnet (F) and standard ( $T_c = 0$ ) 2D spin-glass (SG) are given by dashed lines.

### THE DEPENDENCE ON $T_q$

One can repeat all of the above calculations increasing the quench temperature  $T_q$ . As shown in Fig. 4, the low  $T_q$  glasses have high  $T_c$  and low  $\nu$ , up to  $\nu \approx 1.3$  for  $T_q = 0.8J$ . Then  $\nu$  increases sharply, nearly reaching the standard ( $T_c = 0$ ) value  $\nu = 2.6$  already for  $T_q/J = 1$ . This is mirrored by a drop in  $T_c$ , though the value  $T_c = 0$  is not reached within the studied range in  $T_q$ .

These changes are indicative of an underlying transition. For  $T_q \leq 0.8J$ , even the present modest computations easily resolve Binder's cumulants for different  $L$  below  $T_c$ , while for  $T_q \geq 0.9J$ , they seem to stick together, branching out for  $T > T_c$ . Such behavior is well known in standard spin-glass investigations, where it is a major numerical nuisance [10]. Its sudden (in  $T_q$ ) appearance here suggests there is a definite value of  $T_q$ , above which the fluctuation properties of the system change. The thermalization time also rises dramatically for  $T_q \geq 0.9J$ , and a much greater numerical effort [10] would be required to explore the range  $1 < T_q/J < 2$ . A reduced set of points, and only fifty samples, were used at  $T_q = J$ , but enough to establish the results as inconsistent with  $T_c = 0$  at  $T_q = J$ , at least assuming finite-size scaling.

Monte Carlo methods are not best suited to decide between a transition and a crossover. Nevertheless, the responsible mechanism can be inferred from the extremal points. In the  $T_q = 0.1J$  samples at zero temperature, practically no spins are free to flip [12]. The bond distribution is rigid, without being ordered. At  $T_q/J > 1$ , the usual spin-glass situation prevails, with a large ground-state degeneracy. In other words, the 'rigid backbone' of bonds which keeps the spins fixed undergoes a percolation transition at  $0.9 \leq T_q/J \leq 1$ . Such a 'fracturation' has been observed in a ferromagnet upon introduction of

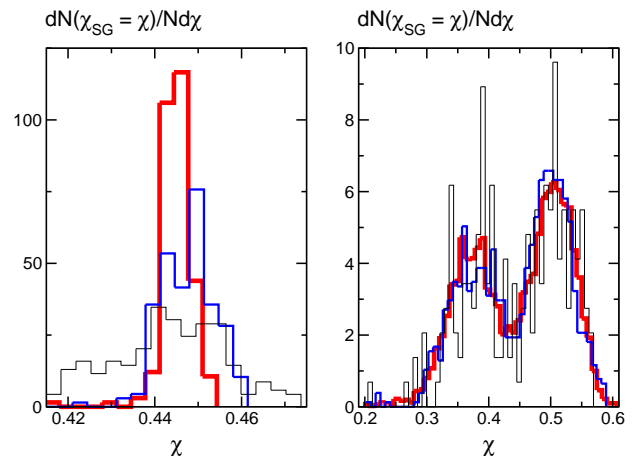


FIG. 5: Marginal distributions of the spin-glass susceptibility for  $L = 8$ ,  $T_q = 0.1J$ ,  $T = 2.2J$ . Lines, thin to thick: 200, 1000, 5000 samples. Left: time distribution (sample axis collapsed). Right: sample distribution (time axis collapsed).

AF bonds [14], with the important difference that bond rigidity and magnetic order go together there. A similar phenomenon is the 'rigid-to-floppy' transition in kinetic glasses, which has recently received much attention [13], except that the present is a ground-state transition.

### VARIANCES IN THE RIGID PHASE

Figure 5 shows the distribution of the spin-glass susceptibility  $\chi_{SG}$  (second moment of  $q$ ) for low  $T_q$ . While temporal (*i.e.* thermal) fluctuations of sample-averaged evolution curves do behave normally, sample fluctuations of the same time-averaged quantities do not. The former show the usual reduction of variance with sample number, and were the basis for the error bars in Fig. 2.

On the other hand, in its time evolution, an individual sample keeps flipping among distinct values of  $\chi_{SG}$ . The flips are fast on the logarithmic time scale, meaning they are equilibrium events. Now if the time axis is collapsed for that one sample, the resulting distribution will have peaks at the values of  $\chi_{SG}$  most often visited. (Evolving the system for a longer time narrows the individual peaks, but their positions remain unchanged.) Adding samples simply introduces new peaks near the old ones, so the net effect is that they add up to the distribution in the right panel. Clearly, all three histograms track the same asymptotic distribution, only more or less noisily. The variance of the distribution of  $\chi_{SG}$  among thermalized samples is independent of sample number: there is no self-averaging.

One could say that these samples remain 'exceptional' despite time averaging. By contrast, sample averaging makes the majority of time bins 'common': those with the average value of  $\chi_{SG}$  are found in an asymptotically

dominant number of cases.

## DISCUSSION AND CONCLUSIONS

Thorpe and Beeman have shown [15] that the fully annealed system of the kind considered here can be mapped onto an Ising ferromagnet, *i.e.* it is not frustrated [5]. That analysis did not reveal any transition below the known threshold  $p_{Fcrit} = 0.85\dots$ , above which ferromagnetism appears. Here  $p_F = 0.5$ , and the transition carries no magnetization (Fig. 3). Preliminary investigations [16] on large ( $L \approx 500$ ) systems at  $T_q = 0.1J$  show an asymptotic concentration of  $\sim 6\%$  frustrated plaquettes, appearing in nearest-neighbor pairs. This cannot be mapped onto a ferromagnet.

The annealed limit can be achieved in the present approach simply by allowing bond hops of arbitrary range [17]. It is unstable towards phase separation into ferro- and anti-ferromagnetic regions, as also predicted analytically [15]. By contrast, with nearest-neighbor hops, local spin and bond disorder both remain strong. The selected configurations are locally relaxed energetically, but globally glassy topologically [12]. A locally favorable packing, which cannot be maintained over long distances, is typical of many kinetic glasses [18].

The appearance of the ferromagnetic critical exponent as  $T_q \rightarrow 0$  permits a view of the ferromagnet as the simplest example of perfect bond rigidity, which presumably determines the critical exponent. The continuous variation of  $\nu$  with  $T_q$  means that the value  $\nu = 1$  is sensitive to topological excitations [5] in the bond background, which are absent in the ferromagnet. They increase the ground state degeneracy, giving rise to a continuum of spin-glass transitions with changing  $T_q$ .

The increase of  $\nu$  towards the value  $\nu = 2.6$  means that for  $T_q/J > 1$ , one is in the universality class of the standard ( $T_c = 0$ ) 2D spin glass. However, the energetics of the present systems for  $1 < T_q/J < 2$  are still different than those of truly random impurity distributions [12]. The range  $1 < T_q/J < 2$  remains to be investigated.

The connection between the equilibrium spin glass of the present work, and the kinetic bond glass investigated previously [12], gives an interesting restriction on the form of the contribution of spin-glass order to the free energy. It must not be sensitive to perturbations due to bond diffusion. Namely, kinetic slow-down means that nothing can change on any but the longest time scales, when bond movement is reintroduced. It would be paradoxical if, on the contrary, a contribution to the free energy disappeared suddenly! This means only those constructions are allowed for the thermodynamic spin glass, which would decay on the very long ‘ $\alpha$ -relaxation’ scale in the associated kinetic glass — in other words, which are good candidates to describe the free energy of a kinetic glass, as well. For the latter, a ‘two-temperature’

description has been proposed [19], in which the relevant term is heat-like, in the present context  $T_q S_q$ , where  $T_q$  is the ‘frozen-in’ temperature of the impurity distribution, while  $\exp(S_q)$  is the number of maximally frustrated (rigid) bond configurations, as estimated previously [12]. The implication is that the contribution for the equilibrium spin glasses is of the same kind, not work-like.

To conclude, a new family of equilibrium spin glasses has been obtained in the two dimensional  $\pm J$  model, characterized by a continuously varying ground-state degeneracy. Their close relationship with the kinetic bond glass [12] places a qualitative restriction on manifestations of spin-glass order in their free energy.

## ACKNOWLEDGMENTS

Conversations with K. Uzelac, S. Barišić, E. Tutiš, A.P. Young, K. Binder, and M. Thorpe are gratefully acknowledged. This work was supported by the Croatian Government under Project 119 204.

---

\* Electronic address: dks@phy.hr

- [1] K. Binder and A.P. Young, Rev. Mod. Phys. **58** 801–976 (1986).
- [2] G. Aeppli and P. Chandra, Science **275**, 177–178 (1997).
- [3] H. Kawamura, Can. J. Phys. **79**, 1447–1458 (2001).
- [4] A. Crisanti and F. Ritort, J. Phys. – Condensed Matter **14** 1381–1395 (2002).
- [5] G. Toulouse, Comm. Phys. **2**, 115–119 (1977).
- [6] K. Binder, Z. Phys. **B43**, 119–140 (1981).
- [7] R.N. Bhatt and A.P. Young, Phys. Rev. **B37**, 5606 (1988).
- [8] N. Kawashima and N. Ito, J. Phys. Soc. Jpn. **62**, 435–438 (1993).
- [9] S.F. Edwards and P.W. Anderson, J. Phys. F. **5** (1975) 965.
- [10] N. Kawashima and A.P. Young, Phys. Rev. **B53**, R484–R487 (1996).
- [11] N. Kawashima and H. Rieger, Europhys. Lett. **39**, 85–90 (1997).
- [12] P. Lazić and D.K. Sunko, Eur. J. Phys. **B21**, 595–603 (2001).
- [13] P. Boolchand, D.G. Georgiev and B. Goodman, Journal of Optoelectronics and Advanced Materials **3**, 703–720 (2001).
- [14] F. Barahona, R. Maynard, R. Rammal and J.P. Uhry, J. Phys. A: Math. Gen. **15**, 673–699 (1982).
- [15] M. Thorpe and D. Beeman, Phys. Rev. **B14**, 188–199 (1976).
- [16] D. Čapeta and D.K. Sunko, work in progress.
- [17] P. Lazić, Diploma Thesis, University of Zagreb 1999., unpublished (in Croatian).
- [18] D. Kivelson, G. Tarjus and S.A. Kivelson, Prog. Theor. Phys. Suppl. **126**, 289–299 (1997).
- [19] T.M. Nieuwenhuizen, J. Phys. – Condensed Matter **12**, 6543–6552 (2000).