

## How Irrelevant Operators affect the Determination of Fractional Charge

A. Koutouza<sup>1</sup>, H. Sakur<sup>1,2</sup>, and B. Trauzettel<sup>2</sup><sup>1</sup>Department of Physics, University of Southern California, Los Angeles, CA 90089-0484<sup>2</sup>Physikalisches Institut, Albert-Ludwigs-Universität, D-79104 Freiburg, Germany

(Dated: May 21, 2019)

We show that the inclusion of irrelevant terms in the hamiltonian describing tunneling between edge states in the fractional quantum Hall effect (FQHE) can lead to a variety of non perturbative behaviours in intermediate energy regimes. As an example we explain how an (unexpected) effective charge  $e$  can be extracted from the shot noise of a point contact in the strong backscattering limit. This may be related with the recent experimental results by Comfuriet al. who observed "Laughlin particles tunneling through high barriers" [1].

PACS numbers: 11.15.-q, 73.22.-f

Recent experiments [1, 2] have raised the possibility that Laughlin quasiparticles (LQPs) may be able to tunnel through very high barriers in a FQHE tunneling experiment. This is unexpected. Conventional wisdom says instead that in the limit of strong pinching, the quantum Hall fluid is split into two pieces, each of which must have an integer number of electrons. The vicinity of this limit, if it can be described perturbatively, can only involve tunneling of electrons from one half to the other, and noise experiments should give an effective carrier charge equal to  $e$  (we use the electron charge as unit from now on). The experimental observations [1, 2] – an effective tunneling charge as low as 0.45 for a measured transparency of only 0.1 – are so far unexplained.

In a recent work, Kane and Fisher [3] have investigated in details, by a mix of perturbative and non perturbative techniques, the tunneling of dilute beams of LQPs in a set up similar to [1], and found no evidence for the tunneling of LQPs through high barriers. In this letter, we consider, using techniques of integrable field theory, tunneling hamiltonians in a strongly non perturbative region, where irrelevant terms play a major role. We show that, as a result of strong interactions, it is in fact very possible to measure effective tunneling charges of  $\frac{1}{3}$  in a region of very small transparency, a result at odds with perturbative intuition.

Let us first recall the standard theoretical set-up for this problem. After bosonizing the chiral edges action, and performing some folding transformations, the hamiltonian with only the most relevant term included (the only relevant one for  $\nu = 1/3$ ) is the boundary sine-Gordon model [4]:

$$H = \frac{1}{2} \int_0^L dx \left( (\partial_x \phi)^2 + \frac{v}{2} \cos \frac{2\pi}{\ell} \phi \right) \quad (1)$$

As demonstrated in several papers, this model is integrable [5], and DC current and noise can be calculated [6, 7]. The results are entirely expected. The weak backscattering limit is obtained at small  $v$  or large energy (meaning, large  $T$  or  $V$ ). In this limit, there is almost no backscattered current, and the noise is determined by incoherent tunneling of LQPs of charge  $\frac{1}{3}$ . The strong backscattering limit is obtained at large  $v$  or low energy. In this limit, almost all the current is backscattered, and the noise is determined by incoherent tunneling of elec-

trons of charge 1.

We will consider exclusively the case of vanishing temperature in this note. The exact solution of the hamiltonian relies crucially on an integrable quasiparticles description. At  $T = 0$  and  $V = 0$  the ground state of the theory is just the vacuum with neither kinks nor breathers; the quasiparticles are in fact defined as excitations above this vacuum. When  $V$  is turned on, this ground state becomes unstable. For  $V > 0$ , kinks of charge unity start filling the vacuum, since they are energetically favorable for small enough momentum. Unfolding the theory (1) gives rise to right moving particles only, and we parametrize their energy and momentum by  $\epsilon = p = e$ , the rapidity. The new ground state is made of kinks occupying the range  $2\pi(1/3; A]$ ; in other words, the filling fractions are  $f_+(\epsilon; V) = 1$  for  $\epsilon < A$  and  $f_+(\epsilon; V) = 0$  for  $\epsilon > A$ . The surface of the sea is approximately  $A \sim \ln(V)$ , but computing  $A$  exactly requires some technology because the kink interaction affects the filling of the sea. There are no antikinks nor breathers in the sea at  $T = 0$ , so their densities do not appear in this analysis. For ease of notation we define  $f_-(\epsilon) = f_+(\epsilon; V)$  and  $f_+(\epsilon) = f_-(\epsilon; V)$ . When  $T = 0$  the quantization of allowed momenta reads:

$$2\pi p = e + 2\pi \sum_{j=1}^Z A_j \quad (2)$$

where  $\epsilon = 0$  in  $[A; 1)$ , and  $\epsilon = \frac{1}{21} \frac{d}{d} S_{++}(\epsilon)$  follows from the kink-kink bulk  $S$  matrix. Due to interactions this  $S$  matrix is determined in turn by the consideration of a more general problem, where the bulk theory would also be perturbed, by a term  $\int dx \cos \frac{2\pi}{\ell} \phi(x)$ .

A straightforward exercise in Fourier transforms and Wiener-Hopf integral equations [9] leads to  $e^A = \frac{V}{2} \frac{G_+(0)}{G_+(i)}$ , and thus

$$\tilde{G}_+(!) = \frac{1}{2i} \frac{G_+(!)}{!} \frac{G_+(i)}{i} e^{(i!+1)A} \quad (3)$$

where the kernels have been defined as  $\tilde{G}_+(!) = \frac{1}{2} \ln(1 + !)$

$$G_+(!) = \frac{1}{2} \frac{G_+(!)}{!} \frac{G_+(i)}{i} e^{(i!+1)A} \quad (4)$$

and  $G_+(!) = G_+(!)$ ,  $\frac{1}{2} \ln \frac{1+!}{2} \ln(1+!)$ .

It is important to stress that the quantization of the bulk theory (we neglect 1D effects here) is independent of the boundary interaction. The mere choice of the quasiparticle basis however does depend crucially on this interaction; in fact, it is chosen precisely in such a way that the quasiparticles scatter one by one, without particle production, on the boundary. This is described by a scattering matrix element  $Q$ , in terms of which the current reads [9]

$$I(V; T_B) = \sum_A \int_0^1 \langle \psi_A | \mathcal{D}(\psi_B) \rangle^2 d\psi_B \quad (5)$$

with  $\mathcal{D}^2 = 1/(1 + \exp[2(1 - \psi_B)])$ . Here,  $\psi_B$  is a measure of the strength of the tunneling term in (1),  $e^{\psi_B} / v_1^{1/2}$ . Similarly, the noise can be written as

$$S(V; T_B) = \sum_A \int_0^1 \langle \psi_A | \mathcal{D}(\psi_B) \rangle^2 \mathcal{D}(\psi_B)^4 d\psi_B : \quad (6)$$

In terms of RG, the boundary interaction induces a flow from Neumann (N) to Dirichlet (D) boundary conditions. It is widely believed that these are the only possible conformal boundary conditions for the compact boson. The whole operator content at the strong backscattering (D) fixed point can be determined using general considerations of conformal invariance [13]: the allowed operators have dimension  $h_D = n^2/4$  modulo integers, where  $n$  is an integer. We stress that there is no operator of dimension 1 at this fixed point. Instead, the most relevant operator has  $h = 1/4$ . This operator is  $\cos \frac{\phi}{2} \sim \tilde{\psi}$  ( $\tilde{\psi}$  being the dual of the field  $\psi$ ) and corresponds to transfer of charge 1 (electrons).

The allowed operators at the weak backscattering (N) fixed point have dimensions  $h_N = m^2/4$  modulo integers, where  $m$  is an integer. The tunneling of LQPs at this fixed point corresponds to  $m = 1$ , and to the most relevant operator in its vicinity. Note that since 1 is the inverse of an (odd) integer, the operator of dimension  $h = 1/4$  is allowed near this fixed point, corresponding to tunneling of electrons or bunches of LQPs in the weak backscattering limit.

The two types of tunneling charges can be identified theoretically and experimentally using the noise. The standard argument is that near the high energy fixed point, the noise as well as the backscattered current are due to rare tunnelings of LQPs, so  $S \propto (I - I_0)$ , while near the low energy fixed point, the noise as well as the current are due to tunneling of electrons, so  $S \propto I$ . These results may appear to contradict the fact that in the integrable approach, the quasiparticles always have charge unity. What happens of course is that in the weak backscattering limit, these quasiparticles have non negligible probabilities of tunneling, so the term  $\mathcal{D}^4$  is of the same order than  $\mathcal{D}^2$ , resulting into a slope lower than one – and in fact equal to 1/2.

All this is well known. Now it so happens that hamiltonians with irrelevant terms added to the basic tunneling term in (1) are also solvable. This was discussed in the

case  $\gamma = \frac{1}{2}$  in [14] where the hamiltonian

$$H = \frac{1}{2} \sum_1^Z \left( \partial_x \phi \right)^2 + \frac{v_1}{2} \cos \frac{\phi}{2} + v_2 \cos \frac{\phi}{2} + v_3 \cos \frac{\phi}{2} \quad (0)$$

$$+ v_2 \cos \frac{\phi}{2} = \langle 0 | + v_3 \langle 0 |^2 \quad (7)$$

was considered. Here, the  $v_1$ -term corresponds to tunneling of LQPs, the  $v_2$ -term to tunneling of electrons, and the  $v_3$ -term to an additional density-density interaction on the constriction. The basis of quasiparticles is the same as before, and it was shown in [14] that the only change is the boundary scattering matrix, which follows from

$$P + Q = i \coth \frac{\frac{3}{2} \frac{1}{B}}{2} \frac{i}{4} \quad (8)$$

$$P - Q = i \tanh \frac{\frac{1}{2} \frac{1}{B}}{2} \frac{i}{4} \coth \frac{\frac{2}{2} \frac{1}{B}}{2} \frac{i}{4} :$$

The relation between the bare parameters  $v_i$  and the parameters in the scattering matrix  $\frac{1}{B}$  is a bit complicated (it also depends on the regularization procedure adopted). It simplifies in the limit of small bare couplings where one finds, up to irrelevant numerical factors,  $v_1 / e^{\frac{1}{2} \frac{1}{B}} = 2$ ,  $v_2 / e^{\frac{2}{2} \frac{1}{B}} + e^{\frac{3}{2} \frac{1}{B}}$ , and  $v_3 / e^{\frac{2}{2} \frac{1}{B}} e^{\frac{3}{2} \frac{1}{B}}$ .

Note moreover that in the case  $\gamma = 1/2$ , the particles have a trivial interaction in the bulk, so the density is simply  $\rho = e$ , and the Fermi momentum  $e^A = V/2$ .

Assuming bare couplings are all rather small, we restrict to the case  $\frac{1}{B} < \frac{2}{2} ; \frac{3}{2}$ .

The interplay of the different terms can lead to several kinds of behaviours. We will only discuss here the question of effective tunneling charges. For this, it is convenient to consider the curves representing the noise  $S=V$  as a function of the current  $I=V$ . With a single tunneling term, see Eq. (1), these curves have a single branch going from the origin to the point  $I=V = \frac{1}{2}$ . The most interesting is the slope of this branch at the two extremities: near  $I=V = 0$  the slope is unity corresponding to tunneling of electrons, and near  $I=V = \frac{1}{2}$  the slope is corresponding to tunneling of LQPs with charge 1/2.

In the case when  $\frac{2}{2} < \frac{3}{2}$ , the results are similar to the ones obtained with a single tunneling term. This can be seen most explicitly by considering a particle with energy  $e$ ; the boundary conditions it will see depend on where  $e$  falls, giving rise to two different domains of energy:

$$\begin{array}{ccc} P & 0 & \frac{3}{2} \\ Q & i & \frac{2}{2} \\ N & & \end{array} \quad \begin{array}{ccc} P & 0 & \frac{1}{2} \\ Q & i & \frac{1}{2} \\ N & & \end{array} \quad \begin{array}{ccc} P & 0 & i \\ Q & 0 & i \\ D & & \end{array} \quad (9)$$

As the energy scale is increased – corresponding for instance, physically, to the increase of the applied voltage, the system successively sees D, then N boundary conditions, just like in the case with a single perturbation. Irrelevant terms do not have any strong qualitative effect, as usually expected.

It turns out however that things can be quite different if there is a ‘resonance’ between the  $\cos \frac{\phi}{2} =$

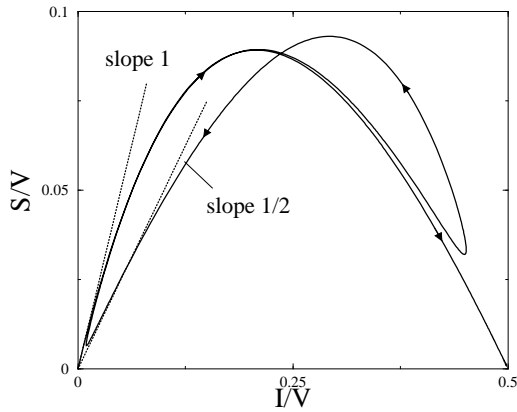


FIG. 1: Shot noise vs. current for  $\gamma = 1=2$  and effective impurity strengths ( $\gamma_B^1 = \ln(1.01)$ ) ( $\gamma_B^2 = \ln(100)$ ) ( $\gamma_B^3 = \ln(100000)$ ). The applied voltage  $V$  is increased along the direction of the arrows on the 'roaming trajectory'. Evidently, the effective charge exhibits unexpected changes as a function of the applied voltage.

and  $(\gamma_B^2)^2$  terms. This corresponds to  $\gamma_B^3 \gamma_B^2 \gamma_B^1$  (similar results are obtained as well when  $\gamma_B^2 \gamma_B^3 \gamma_B^1$ .) The meaning of the 'resonance' between the two irrelevant terms is not entirely clear: technically, it corresponds to having the term of dimension 2 being the regularized square of the bare tunneling term, as  $\cos^2 \theta_B \cos^2 \theta_B / \cos^2 \theta_B + (\gamma_B^2)^2$ . In that case, a 'window' of behaviours opens between the two energy scales  $e_B^2$  and  $e_B^3$ , where strongly counterintuitive properties can be observed. If we consider again a particle with energy  $e$ , the boundary conditions it will see now fall within four domains of energy:

$$\begin{array}{cccc} \begin{array}{c} P \\ Q \\ N \end{array} & \begin{array}{c} 0 \\ i \\ D \end{array} & \begin{array}{c} \gamma_B^3 \\ \gamma_B^2 \\ \gamma_B^1 \end{array} & \begin{array}{c} P \\ Q \\ N \end{array} \\ \begin{array}{c} P \\ Q \\ N \end{array} & \begin{array}{c} i \\ 0 \\ D \end{array} & \begin{array}{c} \gamma_B^3 \\ \gamma_B^2 \\ \gamma_B^1 \end{array} & \begin{array}{c} P \\ Q \\ N \end{array} \end{array} \quad (10)$$

We thus see that as the energy scale is increased, the system successively sees D then N then D then N boundary conditions.

In the presence of the three tunneling terms, and restricting to the situation  $\gamma_B^3 \gamma_B^2 \gamma_B^1$ , the current upon increasing the voltage increases from 0 to a value very close to  $I=V$ , then goes back to a value very close to  $I=V=0$ , then back to  $I=V=1$ . Only the two extremes are truly reached, and correspond to fixed points as discussed before.

Of special interest are then the evolution of the noise, and especially the slopes of  $S$  versus  $I$  near the fixed points, as illustrated in Fig. 1. Of course, a slope 1 - noise equal to current - is observed at a real low energy  $V \approx \gamma_B^1$ . In that case, all particles in the reservoir see D boundary conditions,  $\gamma_B^2$  is always very small,  $\gamma_B^4$  negligible compared to it. While the N fixed point is initially approached with a slope of  $1/2$  - corresponding to the tunneling of quasiparticles - it is left, as voltage

is increased, with a slope of 1 instead of  $1/2$ . In terms of perturbation theory around the weak backscattering fixed point, this can always be interpreted as tunneling of  $1=2$  LQPs, a tunneling term allowed in the operator content of that fixed point. However, as the voltage is increased ever further and the strong backscattering fixed point is approached again, the slope is definitely equal to  $1/2$ , not 1! In a naive perturbative analysis, one would study the vicinity of the strong backscattering fixed point and conclude that such a slope is not possible since there is no corresponding operator - physically, LQPs cannot tunnel but' of the quantum Hall fluid, where only electrons are known to exist. However, one should not forget that the strong backscattering fixed point is never actually reached on our trajectory - and presumably, what happens is that the slope cannot be understood perturbatively in the vicinity of that fixed point. Rather, in this case  $\gamma = 1=2$ , there are indications that the RG trajectory gets close to another fixed point, characterized by D boundary conditions with  $\gamma$  pinned to values  $(0) = \frac{2n}{4}$ . The slope  $1=2$  could then be interpreted perturbatively in the limit of that fixed point. The situation bears some resemblance to the case of resonant tunneling discussed in [4], where the slope would be interpreted as resulting from the tunneling of half electrons', that is (whole) electrons tunneling through an island. However, the situation is different here: the hamiltonian is not the resonant tunneling hamiltonian. For  $\gamma = 1=2$ , the resonant tunneling term  $\cos^2 \theta_B$  (0) is irrelevant and would not lead to the phenomena described above. Nevertheless, our findings might be interpreted in a way that the scattering potential effectively creates an 'island' at intermediate energy scales.

Of course, a drawback of the foregoing scenario is that, to observe the slope at fixed  $\gamma$ 's, the strong backscattering limit has to be approached along an increasing voltage. This can easily be remedied however. One can for instance consider instead fixing  $V$ , and changing the  $\gamma$ 's - corresponding to changing the backscattering potential in an experiment. Fig. 2 shows the noise and current for a particular trajectory where  $\gamma_B^1$  is increased while  $\gamma_B^2$  and  $\gamma_B^3$  are decreased. This corresponds to increasing simultaneously the three scattering terms - hence, 'pinching the point contact'. In that case, we found that, depending on the voltage, one can apparently approach the strong backscattering limit with an effective slope  $\gamma = 1=2$  - a situation quite close to an experimental scenario. As emphasized in the inset of Fig. 2, in the very strong backscattering limit (corresponding to  $S=V; I=V=0.005$ ) the effective slope  $\gamma = 1=2$  reverts to a slope 1, the expected perturbative result. What we see is that, for an appropriate choice of parameters, the domain where this perturbative result can be observed is very small, while it is possible to get instead a slope  $\gamma = 1=2$  over a large domain, and very close to the strong backscattering limit.

These results can be somewhat generalized to arbitrary  $\gamma$ . In that case, we do not know the correspondence between the hamiltonian and the reflection matrix which was ordered by the free fermion representa-

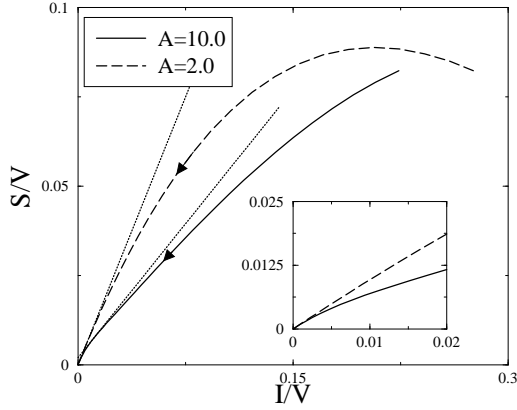


FIG. 2: Shot noise vs. current for  $\nu = 1/2$  and fixed voltages. The effective impurity strengths are varied as  $\frac{1}{B} = \frac{1}{100}$ ,  $\frac{2}{B} = \frac{1}{1000}$ , and  $\frac{3}{B} = \frac{1}{10000}$  with  $\frac{1}{2} [1.0; 5.0]$ . The inset zooms into the region of very strong backscattering.

tion in the case  $\nu = 1/2$ . But it is easy to argue that the hamiltonian (7) is integrable. Note the special role played by  $\cos^2 \frac{\phi}{2}$  and  $\cos^2 \frac{\phi}{2} = 1$ : not all pair of cosine operators would preserve integrability. Moreover, for  $\nu < 1/2$ , the second cosine is not the least irrelevant one, which makes the integrable hamiltonian rather non generic. Once integrability is assured, general considerations ensure that the reflection matrix differs from the usual ones by CDD phase factors (that is, factors which preserve all the symmetries and physical properties of the scattering matrices [5]), and therefore must have the general form (recall  $\nu = \frac{1}{2}$ ):

$$\begin{aligned} P + Q &= \exp[i_g(\phi)] \coth \frac{\frac{2}{B}}{2} \frac{i}{4} \\ P - Q &= \exp[i_g(\phi)] \tanh \frac{(\frac{1}{B})}{2} \frac{i}{4} \\ &\quad \coth \frac{\frac{3}{B}}{2} \frac{i}{4} : \end{aligned} \quad (11)$$

The transmission probability  $\mathcal{T}$  can then be extracted from these expressions, and current and noise computed as for  $\nu = 1/2$ . Similar results are observed, with the main difference that the slopes near the weak and strong backscattering limit are not restricted to values 1 and

any longer: intermediate results can be observed, cf. Fig. 3. As before, in the very strong backscattering limit, slopes revert to the perturbative value 1.

In conclusion, we have shown that the inclusion of irrelevant terms of a reasonable magnitude can lead to situations where  $I=V$  is very small, hence the barrier is very high, while the effective charge extracted from the slope of the  $S-I$  characteristics is significantly smaller than unity. Importantly, this effective charge should not be interpreted as the charge of independent tunneling objects. In the above discussed cases, the tunneling process, even at very small current, is always a strongly correlated effect. Although we have not precisely investigated the

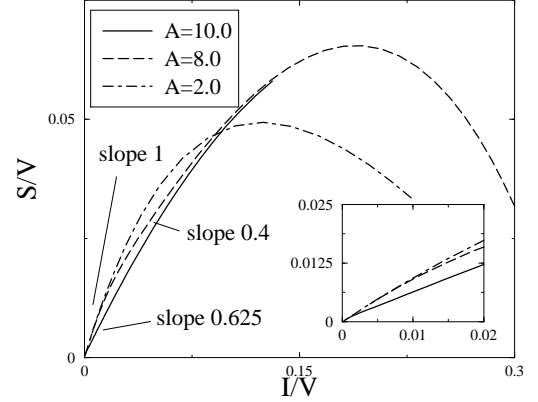


FIG. 3: Shot noise vs. current for  $\nu = 1/3$  and fixed voltages. The effective impurity strengths are varied as  $\frac{1}{B} = \frac{1}{100}$ ,  $\frac{2}{B} = \frac{1}{1000}$ , and  $\frac{3}{B} = \frac{1}{10000}$  with  $\frac{1}{2} [1.0; 5.0]$ . The inset zooms into the region of very strong backscattering.

experimental scenario of dilute beams incident on the point contact, our predictions could well be important to describe the unexpected experimental results in Refs. [1, 2]. Finally, we mention here that not only the shot noise but also other physical quantities such as e.g. the differential conductance will be strongly affected by irrelevant operators in intermediate energy regimes.

We thank Y. Chung, R. Egger, H. Grabert, M. Heiblum, and C. L. Kane for helpful discussions. HS benefited from the kind hospitality of the Freiburg Physics Department while this work was carried out, and was supported by the DOE and the Humboldt Foundation. BT was supported by the DFG and the LSF program.

[1] E. Com fortiet al, Nature 416, 515 (2002).  
 [2] Y. Chung et al, "Condensation of fractionally charged quasiparticles to a chiral Luttinger liquid", preprint.  
 [3] C. L. Kane and M. P. A. Fisher, cond-m at/0208603.  
 [4] C. Kane and M. P. Fisher, Phys. Rev. B 46, 15233 (1992).  
 [5] S. Ghoshal and S. Zamolodchikov, Int. J. Mod. Phys. A 9, 3841 (1994).  
 [6] P. Fendley, A. W. W. Ludwig, and H. Saleur, Phys. Rev. Lett. 74, 3005 (1995).  
 [7] P. Fendley, A. W. W. Ludwig, and H. Saleur, Phys. Rev.

Lett. 75, 2196 (1995).  
 [8] R. de Picciotto et al, Nature 389, 162 (1997).  
 [9] P. Fendley, A. W. W. Ludwig, and H. Saleur, Phys. Rev. B 52, 8934 (1995).  
 [10] L. Saminadayar et al, Phys. Rev. Lett. 79, 2526 (1997).  
 [11] R. B. Laughlin, Phys. Rev. Lett. 50, 1395 (1982).  
 [12] C. L. Kane and M. P. A. Fisher, Phys. Rev. Lett. 72, 724 (1994).  
 [13] I. A. Frenkel, "Conformal field theory approach to quantum impurity problems", cond-m at/9311054, and ref. therein.

- [14] R. Egger, A. Komnik and H. Sauer, Phys. Rev. B 60, R 5113 (1999).