

Theory of  $\text{Bi}_2\text{Sr}_2\text{CaCu}_2\text{O}_{8+x}$  Cross-Whisker Josephson Junctions

Richard A. Klemm

Max-Planck-Institut für Physik komplexer Systeme,  
 Nothnitzer Straße 38, D-01187 Dresden, Germany  
 (Dated: November 27, 2018)

Takano et al. [Phys. Rev. B 65, 140513 (2002) and unpublished] made c-axis Josephson junctions from crossed single crystal whiskers of  $\text{Bi}_2\text{Sr}_2\text{CaCu}_2\text{O}_{8+x}$ . From the mesa structures that formed at the cross-whisker interface, they measured the critical current density  $J_c(\phi)$  as a function of the cross angle  $\phi$ . Like the single crystal results of Li et al. [Phys. Rev. Lett. 83, 4160 (1999)], the whisker results are shown to rule out most d-wave order parameter forms. However, unlike the single crystals, these results, if correct, require the whisker c-axis transport to be coherent.

PACS numbers: 74.72.Hs, 74.50.+r, 74.20.Rp

Recently, there have been a number of phase-sensitive experiments relevant to the orbital symmetry of the superconducting order parameter (OP) in the high transition temperature  $T_c$  superconductor  $\text{Bi}_2\text{Sr}_2\text{CaCu}_2\text{O}_{8+x}$  ( $\text{Bi}_2212$ ). [1, 2, 3, 4, 5, 6, 7, 8, 9, 10, 11, 12] It was claimed that the tricrystal experiment demonstrated a dominant  $d_{x^2-y^2}$ -wave OP component in  $\text{Bi}_2212$  at low temperature  $T$  for both underdoped and overdoped samples. [1] However, the Pb/ $\text{Bi}_2212$  c-axis Josephson junction experiments demonstrated in many samples that at least a small s-wave component was present for  $T$  below the  $T_c$  of Pb (or Nb). [2, 3] In the bicrystal c-axis twist experiment, [4] a dominant s-wave OP for  $T < T_c$  was claimed. [4, 13] The superb quality of the junctions was supported by extensive experimental and simulation analyses including high resolution transmission electron microscopy (HRTM) studies, [5] demonstrating that the junctions were atomically clean over tens of nm along the junction direction. The twist angle  $\phi$  independence of the c-axis Josephson critical current density  $J_c$  across the twist junction for  $T$  just below  $T_c$  was interpreted in terms of a dominant s-wave OP for all  $T < T_c$ . [4, 13] in apparent contradiction to the results of the tricrystal experiment. [1] However, these experiments would be compatible if  $\text{Bi}_2212$  were mostly s-wave in the bulk and d-wave on the surface. [14]

Single crystal  $\text{Bi}_2212$  consists of a stack of intrinsic Josephson junctions, and low- $T$  measurements of the critical current  $I_c$  and the normal resistance  $R_n$  across a single c-axis junction led to  $I_c R_n$  values  $\sim 3$  the Ambegaokar-Barato (AB) result. [11, 12, 15] This is consistent with non-metallic and incoherent c-axis transport in  $\text{Bi}_2212$ , [16, 17, 18] and an s-wave OP. [15] Upon intercalation with  $\text{HgB}_2$ , mesa studies revealed that  $I_c$  and  $R_n$  respectively decreased and increased by two orders of magnitude, but their product  $I_c R_n$  remained about 1/3 of the AB value. [12] For incoherent transport,  $I_c$  for an s-wave or d-wave OP is respectively proportional to the s-wave ( $l=s$ ) or d-wave ( $l=d$ ) interlayer scattering rate, but  $R_n \propto 1/l$  for both OP's. Hence, the invariance of  $I_c R_n$  upon intercalation is strong evidence for an s-wave

OP. [19]

Recently, Takano et al. crossed two single crystal  $\text{Bi}_2212$  whiskers an angle  $\phi$  about the c-axis and fused them together, [8, 9] using a technique similar to that of Li et al. [4] In addition to the nominal composition  $\text{Bi}_2212$ , such whiskers often have two apparent transitions, due to  $\text{Bi}_2223$  contamination. [7, 20] Although no side-view HRTM studies of the junctions were mentioned, [6, 7, 8, 9, 10] low resolution scanning electron microscope and scanning ion-beam microscope pictures of the top surface of a whisker twist junction were made, as were previous low resolution TEM and x-ray diffraction studies of single whiskers. [20, 21]

Remarkably, Takano et al. observed branch structures in the current-voltage ( $I-V$ ) characteristics of their cross-whisker junctions at 5K, indicating that the insulating edge regions of the two whiskers had somehow fused into a mesa structure. [6] By assuming the central  $V=0$  branch corresponded to the twist junction and that the junction area was equal to the entire whisker overlap, Takano et al. obtained the junction  $J_c$  for each of their 10-16 samples. [8, 9] In sharp contrast to the single crystal twist experiments, [4]  $J_c(\phi)$  obtained in the cross-whisker experiments varied substantially with  $\phi$ . [8, 9]

For the 45° cross-whisker junction in a parallel magnetic field, a Fraunhofer-like diffraction pattern consistent with the long-junction limit was observed for their junction with width 36.7 nm and Josephson length  $\lambda_J \sim 3-4$  nm. [9, 11] From those results plus the Shapiro step analysis, [22] only weak, first-order tunneling is present. Since at 5K,  $I_c(45^\circ) = 0.227$  mA is orders of magnitude larger than the minimum measurable  $I_c$ , [9] we use a logarithmic scale to plot the  $J_c$  data. Since the overdoped whiskers had  $T_c \sim 80$  K, [9] we take the maximum gap value in our fits to be  $\Delta_0 = 22$  meV, consistent with single crystal point contact tunneling values. [23]

Although  $J_c(45^\circ) \neq 0$ , Takano et al. nevertheless claimed that the strong, four-fold periodic  $\phi$  dependence of  $J_c(\phi)$  was evidence for a "d-like" OP. [8, 9] Here we show that such  $J_c(\phi)$  behavior is merely a signal of coherent tunneling in a nearly tetragonal crystal with a

non-circular Fermi surface. Then, only the behavior of  $J_c(\phi_0)$  for  $\phi_0 \approx 45^\circ$  is sensitive to the OP symmetry. Quantitative fits to the data of Takano et al. are obtained with either a very anisotropic s-wave gap function on the tight-binding Fermi surface, or a constant gap  $\phi_0$  limited to the extended Van Hove saddle bands, [24] but the only d-wave possibilities to fit the data are both unphysical and improbable.

For weak tunneling across a cross-whisker Josephson junction with cross-angle  $\phi_0$ ,  $J_c$  is given by [13]

$$J_c(\phi_0) = \frac{4eT}{\hbar} \sum_{\mathbf{k}} \text{Re} \left[ f^J(\mathbf{k}; \mathbf{k}^0) F_{\mathbf{k}}(\mathbf{k}) F_{\mathbf{k}}^*(\mathbf{k}^0) \right] i; \quad (1)$$

where we have set  $\hbar = c = k_B = 1$ ,  $\mathbf{k}$  represents the integrations over the first Brillouin zones (BZ's) on each side of the junction,  $F_{\mathbf{k}}(\mathbf{k}) = [v^2 + v^2(\mathbf{k}) + j(\mathbf{k}; T)j^2]$  is the anomalous Green function,  $v(\mathbf{k}; T)$  is the OP with wavevector  $\mathbf{k}$ ,  $v(\mathbf{k})$  is the quasiparticle dispersion, the  $\omega_n$  are the Matsubara frequencies, and  $\mathbf{k}$  represents the wavevectors  $\mathbf{k} = (k_x, k_y)$  rotated by  $\phi_0$  about the c-axis. [13] Here we set  $T_c = 80$  and  $T = 9K$ , sufficiently close to  $5K$ , allowing us to include only 500 Matsubara frequencies in the sum in Eq. (1).

For strongly incoherent tunneling,  $J_c(\phi_0) = J_c(0) = 1$  for all s-wave OP forms, and although for all d-wave forms,  $J_c(0)$  is vanishingly small,  $J_c(\phi_0) = J_c(0) \cos(2\phi_0)$ , regardless of the details of the quasiparticle states. [13] Neither form fits the cross-whisker data. [8, 9] However, for the quasiparticle states pictured in Fig. 1, a substantial fraction of coherent tunneling necessarily leads to a strong, four-fold  $\phi_0$  dependence to  $J_c(\phi_0)$  for  $\phi_0 \approx 0; 90^\circ$ , [13, 25] even for an isotropic s-wave OP, and  $J_c(\phi_0)$  is mainly sensitive to the OP symmetry for  $\phi_0 \approx 45^\circ$ . [13, 25] Regardless of the tunneling coherence, for weak tunneling between single-component, nearly tetragonal d-wave superconductors, at some particular  $\phi_0$  value  $\phi_0 \approx 45^\circ$ , the quantity inside the absolute value signs in Eq. (1) changes sign, and hence  $J_c(\phi_0) = 0$ . [13, 26]

In order to fit the whisker data, we therefore assume coherent tunneling,  $f^J(\mathbf{k}; \mathbf{k}^0) = f_0^{(2)}(\mathbf{k} - \mathbf{k}^0)$ , and take  $\mathbf{k}$  to have either the tight-binding form,  $v(\mathbf{k}) = t[\cos(k_x a) + \cos(k_y a)] + t^0 \cos(k_x a) \cos(k_y a)$ , where  $t = 306$  meV,  $t^0 = t = 0.90$ , and  $-t = -0.675$ , [13] or to represent the extended 'van Hove' saddle bands,  $v(\mathbf{k}) = t[j\cos(k_x a) - \cos(k_y a)]$ , as shown in Fig. 1. Here we take  $t = 500$  meV and  $a = 2.02$ , so that the extended van Hove states never cross the Fermi energy  $E_F$ , but lie just below it in the vicinity of the M points at  $(0; \pm a)$ , etc. This form is a rather crude approximation to the actual van Hove states, but serves to illustrate the effects of a cross-whisker junction rather well. Since both of these quasiparticle state forms are periodic, umklapp processes are automatically included in our calculations. [25] For simplicity of notation, we set  $v(\mathbf{k}) = [\cos(k_x a) - \cos(k_y a)]N$ , so the ordinary d-wave

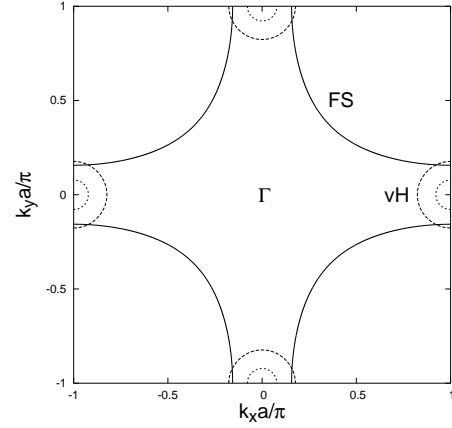


FIG. 1: Quasiparticle excitation features used in the fits. Solid: tight-binding Fermi surface. Dotted and dashed: Van Hove lines of constant energy -25 meV and -90 meV, respectively, relative to  $E_F$ .

OP is  $\phi_0(\mathbf{k})$ , where  $N = 0.5$  for the van Hove case, and  $N = 0.5315$  for the tight-binding case, which lead to the maximum value of the gap  $\phi_0 = 22$  meV at the respective closest approaches to the M points in the BZ.

A mixed d+is OP could occur below a second phase transition, provided that the bc plane containing the periodic lattice distortion is indeed a good mirror plane. [26] However, if the disorder suggested by the STM measurements on cleaved single crystal B i2212 were present in the B i2212 whiskers, [18] then there might not be any relevant mirror plane, and a mixed d+s type of OP could occur without a second phase transition. Hence, we considered both OP forms. A  $d_{x^2-y^2} + id_{xy}$  OP is inconsistent with both the single crystal twist experiment and with the Pb(Nb)/B i2212 Josephson junction experiments, [2, 3, 4] with consequences very similar to those of the  $d_{x^2-y^2} + is$  state.

In Fig. 2, we show our results for the best d-wave fits to the data, assuming the tight-binding  $v(\mathbf{k})$  form. In this and subsequent figures, we assumed coherent c-axis tunneling,  $T = 9K$  and took the value  $\hbar J_c(90^\circ)$  to be the average of the three data points in that vicinity. We then fit the data to the ordinary  $d_{x^2-y^2}$ -wave form,  $\phi_0(\mathbf{k})$ , a cubed d-wave OP,  $\phi_0^3(\mathbf{k})$ , as suggested by recent angle-resolved photoemission spectroscopy (ARPES) measurements on underdoped (Pb,B i)<sub>2</sub> Sr<sub>2</sub> CaCu<sub>2</sub> O<sub>8+</sub>, [27] a single-domain time-reversal symmetry broken d+is state,  $\phi_0[(\mathbf{k} + i)\mathbf{j}] = (1 + \mathbf{j})^{1/2}$ , and a single-domain d+s state,  $\phi_0[(\mathbf{k})\mathbf{j}] = (1 + \mathbf{j})$ . For the d+s state, the best fit was for  $\mathbf{j} = 0.25$ . Over the region of available data, this curve was nearly indistinguishable from the d+is curve with  $\mathbf{j} = 0.15$  shown in Fig. 2. In Fig. 2, we also show the result of a multi-domain average of the d+is, d+s domains with  $\mathbf{j} = 0.25$ , which includes the identical contributions of d+s j/s domains across the cross-whisker junction, and the inequivalent d+s j/s domain contributions.

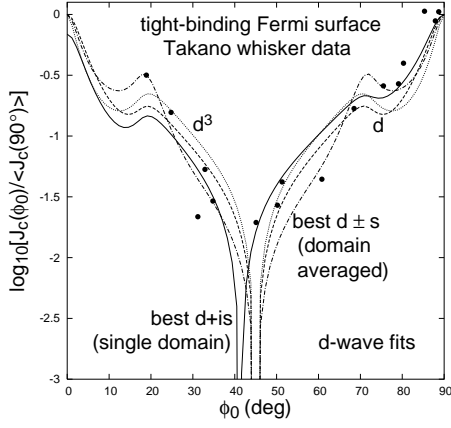


FIG. 2: Plot of  $\log_{10}[J_c(\phi_0)/\langle J_c(90^\circ) \rangle]$  versus  $\phi_0$  obtained from Ref. [9] (solid circles). Also shown are the fits at 9K assuming coherent c-axis tunneling, the tight-binding  $(k)$ , and OP's of the ordinary d-wave, (d, dashed) and d-wave cubed, ( $d^3$ , dotted) forms, along with the best d+is single domain fit,  $\alpha = 0.15$ , (solid) and the domain-averaged result of the best single domain d+s fit, (dot-dashed). See the text.

Although the best single domain d+is and d+s fits straddled the dataless region near to  $40^\circ$ , and hence could not be rigorously ruled out for  $0.1 \leq \alpha \leq 0.25$ , we note that it would be extremely improbable to have this occur only at  $40^\circ$ , but not also at the crystallographically identical cross-whisker angle  $50^\circ$ , for which nonvanishing data were available. In any event, in a mixed d+is or d+s state with multiple domains, averaging over the domains always leads to  $J_c(45^\circ) = 0$ , as pictured in Fig. 2. We note that averaging over multiple d+is domains with the optimal  $\alpha = 0.15$  results in a curve that is nearly indistinguishable over the region of available data from the d-cubed state plotted in Fig. 2.

In Fig. 3, we show the best s-wave fits using the same tight-binding  $(k)$ . Here we show fits to the isotropic s-wave OP,  $\phi_0$ , the extended-s-wave OP,  $\phi_0 j(k)j$ , and several values of the highly anisotropic s-wave OP,  $(\phi_0 c)^8(k) + c$  (indicated in Fig. 3 by 'ext8+c-s') for  $c = 0; 1; 1.2; 1.4$ ; and 2 meV, as indicated. The best fits are for  $c = 1.2 - 1.4$  meV, but  $1 \leq c \leq 2$  meV is acceptable. These values are compatible with the resolution of recent ARPES experiments. [27] The  $k$  dispersion away from the minimum gap position on the tight-binding Fermi surface is also compatible with the ARPES data, as the ARPES experiments are complicated by the non-superconducting pseudogap, which appears at  $T > T_c$  for all Bi2212 dopings, [28, 29] so that the superconducting gap at each  $k$  of observation is merely constrained to be less than or equal to the observed gap. We note that the curves in Figs. 2 and 3 for the ordinary d, ordinary s, and extended-s-wave OP's differ slightly from those presented previously, [13] since those curves were calculated just below  $T_c$ , and these results are for  $9K < T_c$ .

Finally, we present our fits relevant to the van Hove scenario. Here we adjusted the bandwidth  $t$  and the maximum of the saddle bands  $t$  relative to  $E_F$  to obtain the best fit for the ordinary s- and d-wave OP's. The values shown here,  $t = 500$  meV and  $\alpha = 2 \pm 20$ , are intermediate to both optimal values. In addition, we showed the calculations for the single domain d+is (or s+id) state,  $\phi_0[(k) + i] = (1 + \alpha^2)^{1/2}$  for  $\alpha = 0.75; 1$ ; and 2, respectively. For  $\alpha = 1$ , we also showed the results for the single domain s-d state,  $\phi_0[(k) - i] = (1 + \alpha^2)^{1/2}$ . We note that the ordinary d-wave curve and three curves with  $\alpha = 0.75; 1$  can easily be ruled out, but the curve with  $\alpha = 2$  is compatible with the data, especially if one interchanges  $\phi_0 \leftrightarrow 90 - \phi_0$ . However, this d+is state exhibits a strong amount of time-reversal symmetry breaking, and is hence unlikely to be compatible with a variety of other experiments.

In summary, we have shown that the recent cross-whisker Josephson junction results of Takano et al., while different in detail from the single crystal results of Li et al., also rule out most d-wave OP forms. As for a mixed s- and d-wave OP, there is a narrow window of 10-25% s-wave that would be allowed in a particular single domain of mixed OPs, but otherwise, it appears that one is forced to accept the result that the dominant OP is indeed s-wave, although it could be highly anisotropic. Although the results are compatible with an isotropic OP on an extended van Hove saddle band of quasiparticle states, if the pairing were to take place mainly on the tight-binding Fermi surface, the s-wave gap functions would have to be highly anisotropic, with a minimum value in the range 1-2 meV, consistent with ARPES experiments. [27] In order to strengthen these conclusions, we urge that additional data points in the range  $30^\circ \leq \phi_0 \leq 60^\circ$  be taken, and

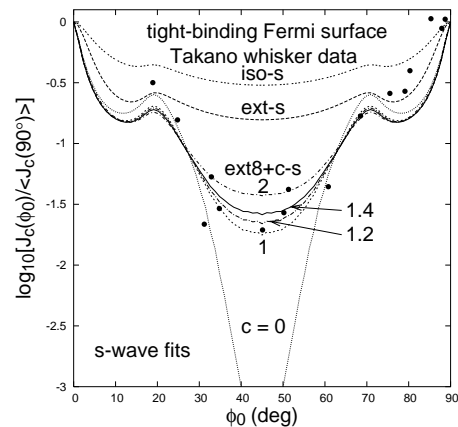


FIG. 3: Plot of  $\log_{10}[J_c(\phi_0)/\langle J_c(90^\circ) \rangle]$  versus  $\phi_0$  obtained from Ref. [9] (solid circles). Also shown are the fits obtained at 9K with the tight-binding  $(k)$ , and OP's of the isotropic s-wave (triple-dotted) and extended-s-wave (dashed) forms, and of the anisotropic 'ext8+c-s',  $(\phi_0 c)^8(k) + c$ , forms with the indicated  $c$  values in meV.

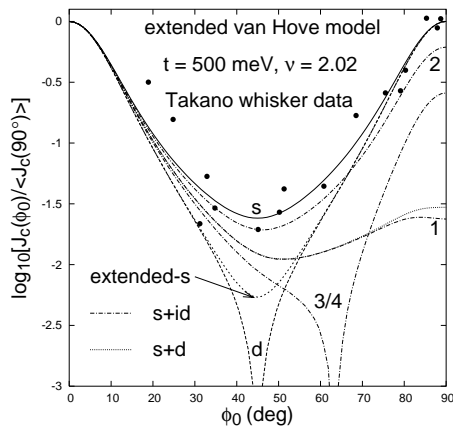


FIG. 4: Plot of  $\log_{10}[J_c(\phi_0)/\langle J_c(90^\circ) \rangle]$  versus  $\phi_0$  obtained from Ref. [9] (solid circles). Also shown are the fits obtained from the extended van Hove model (solid line), for OP's of the ordinary d-wave (dashed), ordinary s-wave (solid), extended-s-wave, (dotted), and the s + id forms (dot-dashed) for the values indicated. For  $\kappa = 1$ , results for the s + d state (double-dotted) are also shown.

that the temperature of the measurement be raised up near to  $T_c$ . [26] We would also like to see other measurements to investigate if the quasiparticle c-axis transport is indeed coherent, unlike Bi2212 single crystals.

The author would like to thank A. Castro-Neto, K. Kadowaki, R. Kleiner, Q. Li, T. M. Rice, K. Schamberg, J. R. Schrieffer, J. Sethna, and M. Tachiki for useful discussions, and especially Y. Takano for a preprint containing his latest data.

Electronic address: rklemm@mpipks-dresden.mpg.de

- [1] C. C. Tsuei and J. R. Kirtley, Rev. Mod. Phys. 72, 969 (2000).
- [2] M. M. O'Leary and R. Kleiner, Phys. Rev. B 59, 4486 (1999).
- [3] T. Kawayama, M. Kanai, T. Kawai, M. Maniyama, A. Fujimaki, and H. Hayakawa, Physica C 325, 49 (1999).
- [4] Q. Li, Y. N. Tsay, M. Suenaga, R. A. Klemm, G. D. Gu, and N. Koshizuka, Phys. Rev. Lett. 83, 4160 (1999).
- [5] Y. Zhu, Q. Li, Y. N. Tsay, M. Suenaga, G. D. Gu, and N. Koshizuka, Phys. Rev. B 57, 8601 (1998).
- [6] Y. Takano, T. Hatano, A. Fukuyo, A. Ishii, S. A. Risawa, M. Tachiki, and K. Togano, Supercond. Sci. Technol. 14, 765 (2001).
- [7] Y. Takano, T. Hatano, A. Ishii, A. Fukuyo, Y. Sato, S. A. Risawa, and K. Togano, Physica C 362, 261 (2001).

- [8] Y. Takano, T. Hatano, A. Fukuyo, A. Ishii, M. Ohmori, S. A. Risawa, K. Togano, and M. Tachiki, Phys. Rev. B 65, 140513 (2002).
- [9] Y. Takano, T. Hatano, M. Ohmori, S. Kawakami, A. Ishii, S. A. Risawa, S.-J. Kim, T. Yamashita, K. Togano, and M. Tachiki, Proceedings of the M0S2002, to be published.
- [10] T. Hatano, Y. Takano, A. Ishii, A. Fukuyo, S. A. Risawa, and K. Togano, Physica C 362, 296 (2001).
- [11] A. Irie, S. Heim, S. Schromm, M. M. O'Leary, T. N. Nachtrab, M. G. Odo, R. Kleiner, P. Müller, and G. Oya, Phys. Rev. B 62, 6681 (2000); A. Irie, G. Oya, R. Kleiner, and P. Müller, Physica C 362, 145 (2001).
- [12] A. Yurgens, D. Winkler, T. Claeson, S.-J. Hwang, and J.-H. Choy, Physica C 362, 286 (2001); Int. J. Mod. Phys. B 13, 3758 (1999).
- [13] A. Bille, R. A. Klemm, and K. Schamberg, Phys. Rev. B 64, 174507 (2001).
- [14] K. A. M. ueller, Phil. Mag. Lett. 82, 279 (2002).
- [15] V. Ambegaokar and A. Barat, Phys. Rev. Lett. 10, 486 (1963); 11, 104 (1963).
- [16] J. J. McGuire, T. R. Coom, A. Pronin, T. Timusk, J. A. Schlueter, M. E. Kelley, and A. M. Kini, Phys. Rev. B 64, 094503 (2001), and references within.
- [17] S. Tajima, V. Zelezny, T. Motohashi, J. Shimoyama, K. Kishio, and D. Munzar, Physica C 362, 86 (2001); S. Tajima, G. D. Gu, S. Miyamoto, A. Odagawa, N. Koshizuka, Phys. Rev. B 48, 16164 (1993).
- [18] K. M. Lang, V. Madhavan, J. E. Hoffman, E. W. Hudson, H. Eisaki, S. Uchida, and J. C. Davis, Nature (London) 415, 412 (2002).
- [19] R. A. Klemm, G. A. Mold, C. T. Rieck, and K. Schamberg, Phys. Rev. B 58, 14 203 (1998).
- [20] S. Kishida, T. Hirao, S.-J. Kim, and T. Yamashita, Physica C 362, 195 (2001).
- [21] Yu. I. Latyshev, I. G. Gorlova, A. M. Nikitina, V. U. Antokhina, S. G. Zybtshev, N. P. Kukhta, and V. N. Timofeev, Physica C 216, 471 (1993).
- [22] M. Tachiki, private communication.
- [23] L. Ozyuzer, J. F. Zasadzinski, C. Kendziora, and K. E. Gray, Phys. Rev. B 61, 3629 (2000).
- [24] R. S. Markiewicz, J. Phys. Chem. Solids 58, 1179 (1997).
- [25] G. B. A. Mold and R. A. Klemm, Phys. Rev. B. 62, 661 (2000).
- [26] R. A. Klemm, C. T. Rieck, and K. Schamberg, Phys. Rev. B 58, 1051 (1998); ibid. 61, 5913 (2000).
- [27] S. V. Borisenko, A. A. Kordyuk, T. K. Kim, S. Legner, K. A. Nenkov, M. K. Nupfer, M. S. Golden, J. Fink, H. Berger, and R. Follath, Phys. Rev. B 66, 140509 (2002).
- [28] V. M. Krasnov, A. Yurgens, D. Winkler, P. Delsing, and T. Claeson, Phys. Rev. Lett. 84, 5860 (2000).
- [29] T. Shibauchi, L. K. Rusin-Eibaum, M. Li, M. P. M.aley, and P. H. Kes, Phys. Rev. Lett. 86, 5763 (2001).