

Novel phase-separation transition in one-dimensional driven models

Y. Kafri¹, E. Levine¹, D. Mukamel¹, G. M. Schütz², and R. D. Willmann^{1,2}

¹*Department of Physics of Complex Systems, Weizmann Institute of Science, Rehovot, Israel 76100.*

²*Institut für Festkörperforschung, Forschungszentrum Jülich, 52425 Jülich, Germany.*

(Dated: November 5, 2018)

A class of models of driven diffusive systems which is shown to exhibit phase separation in $d = 1$ dimensions is introduced. Unlike all previously studied models exhibiting similar phenomena, here the phase separated state is fluctuating in the bulk of the macroscopic domains. The nature of the phase transition from the homogeneous to the phase separated state is discussed in view of a recently introduced criterion for phase separation in one-dimensional driven systems.

PACS numbers: 05.60.+w, 02.50.Ey, 05.20.-y, 64.75.+g

One dimensional driven diffusive systems have attracted considerable attention in recent years [1]. It has been demonstrated in numerous studies that unlike systems in thermal equilibrium, certain driven diffusive models with local noisy dynamics do exhibit phenomena like phase transitions and phase separation. More recently a general criterion for the existence of phase separation in driven one dimensional models has been introduced [2]. The criterion relates the existence of phase separation in a given model to the rate at which domains of various sizes exchange particles with each other. Assuming that for a domain of length n this rate is given by the steady state current J_n which flows through it, phase separation was suggested to exist only in the following cases: either the current vanishes in the thermodynamic limit,

$$J_n \rightarrow 0 \text{ as } n \rightarrow \infty \quad (\text{Case A}) \quad (1)$$

or the behavior of the current for large domains is of the form

$$J_n \sim J_\infty (1 + b/n^\sigma) \quad (\text{Case B}) \quad (2)$$

for either $\sigma < 1$ and $b > 0$, or for $\sigma = 1$ and $b > 2$.

The nature of the phase separated states is rather different in the two cases. In Case A the phase separated states were found to be of a rather simple nature, characterized by coexistence of pure domains, each consisting of a single type of particles. Thus, the particle density in the interior of a domain is non-fluctuating. Density fluctuations are limited to finite regions around the domain boundaries. Such steady states were termed *strongly* phase separated. Moreover, in this case phase separation is expected to take place at *any* density, no matter how small. On the other hand, in Case B the phase separated state is expected to be fluctuating in the bulk of the macroscopic domains, as is normally expected in a noisy system. It exists only at high enough densities, while at low densities the system is homogeneous. This phase was termed *condensed* as the mechanism of the transition is similar to that of the Bose-Einstein condensation.

So far, all one-dimensional models found to phase separate are of type A [3, 4, 5], and thus they exhibit strong

phase separation at any density. In these models more than one species of particles is involved. In a recent study by Arndt *et. al.* (AHR) [4] an interesting two species driven model was introduced. It was suggested, based on numerical simulations, that the model exhibits a condensed phase separated state, whereby the particle densities fluctuate in the interior of the coexisting domains, and not just at the domain boundaries. In this state, a region with a high density of particles of both species coexists with a low density region. Moreover, the model has non-vanishing currents even in the thermodynamic limit. As in equilibrium phase separation it has been suggested that this state exists only at sufficiently high densities. However, a subsequent exact solution of the model [6] shows that what numerically seems like a condensed state is in fact homogeneous, with a very large but finite correlation length. Further analysis of this model, in the light of the criterion suggested in [2] shows that the currents J_n corresponding to this model are given by the form B, with $\sigma = 1$ and $b = 3/2$ [2]. Therefore, according to the criterion, no phase separation takes place.

Another example of a model which was suggested to exhibit phase separation into a fluctuating macroscopically inhomogeneous state is the two-lane model introduced by Korniss *et. al.* [7]. While numerical studies of the model indicate that such a phase exists in the model, studies of the current J_n of finite domains suggests that it is of type B with $\sigma = 1$ and $b \simeq 0.8$ [2], indicating, again, that no phase separation exists in this model. Thus the question of whether a phase separation of type B exists remains an intriguing open question.

In this Letter we introduce a class of models which are demonstrated to be of type B, with $\sigma = 1$ and $b > 2$. According to the criterion conjectured in [2] this class is expected to exhibit a phase transition to a phase separated *condensed* state. Thus at high densities these models exhibit a novel phase separation with non-vanishing currents in the thermodynamic limit, and bulk fluctuations which are not restricted to the vicinity of the domain boundaries. To our knowledge, this is the first example of a genuine transition of this type in one-dimensional driven systems.

We now define this class of models in detail. We consider a one-dimensional ring with L sites. Each site i can be either vacant (0) or occupied by a positive (+) or a negative (−) particle (or charge). Positive particles are driven to the right while negative particles are driven to the left. In addition to the hard-core repulsion, particles are subject to short-range interactions. These interactions are “ferromagnetic”, in the sense that particles of the same kind attract each other. The dynamics conserves the number of particles of each species, N_+ and N_- . The total density of particles in the system is $\rho = (N_+ + N_-)/L$. The model is defined by a random-sequential local dynamics, whereby a pair of nearest-neighbor sites is selected at random, and the particles are exchanged with the following rates:

$$\begin{array}{lll} + - \rightarrow - + & \text{with rate} & 1 - \Delta H \\ + 0 \rightarrow 0 + & \text{with rate} & \alpha \\ 0 - \rightarrow - 0 & \text{with rate} & \alpha . \end{array} \quad (3)$$

Here ΔH is the difference in the ferromagnetic interactions between the final and the initial configurations. We begin by considering a model with only nearest neighbor interactions,

$$H = -\epsilon/4 \sum_i s_i s_{i+1} . \quad (4)$$

Here $s_i = +1$ (−1) if site i is occupied by a + (−) particle, and $s_i = 0$ if site i is vacant. The interaction parameter ϵ satisfies $0 \leq \epsilon < 1$ to ensure positive transition rates. The model is a generalization of the Katz-Lebowitz-Spohn (KLS) model, introduced in [8] and studied in detail in [10], in which the lattice is fully occupied by charges and no vacancies exist. In this Letter we consider the case where the number of positive and negative particles is equal, $N_+ = N_-$.

We will demonstrate that for a certain range of the parameters defining the dynamics, namely for $\epsilon > 0.8$ and sufficiently large α (to be discussed below), a phase separation transition occurs as the density ρ is increased above a critical density ρ_c . In the phase separated state a macroscopic domain, composed of positive and negative particles, coexists with a fluid phase, which consists of small domains of particles (of both charges) separated by vacancies. Typical configurations obtained during the time evolution of the model starting from a random initial configuration are given in Fig. 1. This figure suggests that a coarsening process takes place, leading to a phase separated state as described above. However, this by itself cannot be interpreted as a demonstration of phase separation in these models. The reason is that this behavior may very well be a result of a very large but finite correlation length, as is the case in the AHR [4, 6] and the two-lane [7] models discussed above [9]. We thus apply the criterion [2] in order to analyze the possible existence of phase separation in this model.

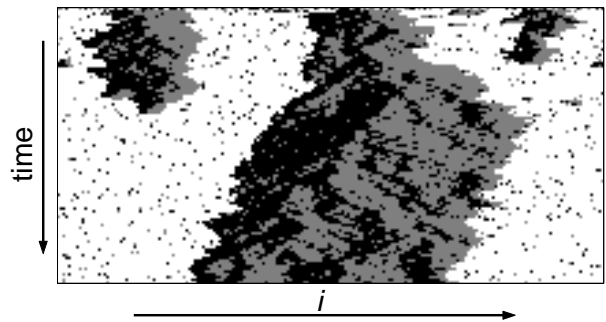


FIG. 1: Evolution of a random initial configuration of model (3) with nearest-neighbor interactions, on a ring of 200 sites. Here $\epsilon = 0.9$, $\alpha = 2$, and the particle density is $\rho = 0.5$. Positive particles are colored black, and negative particles are colored grey. One hundred snapshots of the system are shown every 100 Monte-Carlo sweeps.

To this end we note that a domain may be defined as an uninterrupted sequence of positive and negative particles bounded by vacancies from both ends. The current J_n corresponding to such a domain of length n may thus be determined by studying an open chain, fully occupied by positive and negative particles, with entrance and exit rates α . This is just the one-dimensional KLS model on an open chain. Phase separation is expected to take place only for sufficiently large α . We consider α such that the system is in its maximal current state, whereby J_∞ assumes its maximum possible value, and is independent of α .

To evaluate J_n we first consider the KLS model on a ring of n sites with no vacancies. We then extend these results to study the behavior of an open chain. Since we are interested in the maximal current phase we consider equal number of positive and negative particles $n_+ = n_- = n/2$. It can be shown, as was done for the noisy Burger’s equation [12, 13], that under quite general conditions, to be discussed below, the current J_n takes the following form for large n ,

$$J_n = J_\infty \left(1 - \frac{\lambda \kappa}{2J_\infty} \frac{1}{n} \right) . \quad (5)$$

Here $\lambda = \partial^2 J_\infty / \partial \rho_+^2$ is the second derivative of the current with respect to the density of positive particles ρ_+ in the system. The compressibility analog κ is defined by $\kappa = \lim_{n \rightarrow \infty} n^{-1} (\langle n_+^2 \rangle - \langle n_+ \rangle^2)$, as calculated within a grand canonical ensemble, as explained below. This can be demonstrated by considering the current $J_n(n_+)$ for charge densities close to $n_+ = n_- = n/2$. Expanding $J_n(n_+)$ in powers of $\Delta n_+ = n_+ - n/2$ one has

$$J_n(n_+) = J_n(n/2) + J'_n \Delta n_+ + \frac{1}{2} J''_n (\Delta n_+)^2 \quad (6)$$

where the derivatives J'_n and J''_n are taken with respect to n_+ and evaluated at $n/2$. We average (6) over n_+ with

the steady state weights of a grand canonical ensemble. This is done by introducing a chemical potential μ which ensures that the average density satisfies $\langle n_+ \rangle = n/2$. We find

$$\langle J_n(n_+) \rangle_\mu = J_n(n/2) + \frac{1}{2} J_n'' \langle (\Delta n_+)^2 \rangle_\mu. \quad (7)$$

Noting that $\langle J_n(n_+) \rangle_\mu$ is J_∞ in the $n \rightarrow \infty$ limit, and $J_n(n/2)$ is just J_n , Eq. 5 is obtained. Here we made use of the fact that finite size corrections to $\langle J_n(n_+) \rangle_\mu$, resulting from the next to leading eigenvalue of the transfer-matrix of the steady-state distribution, are exponentially small in n and may thus be neglected. The result of Eq. 5 is rather general, and is independent of the exact form of the steady-state particle distribution. This is provided that the weights of the microscopic configurations are local and thus the density and chemical potential ensembles are equivalent.

In fact, an alternative way to derive (5) is to consider the correspondence between the driven lattice-gas models and the noisy Burger's equation or the Kardar-Parisi-Zhang (KPZ) equation for interface growth in $1+1$ dimensions [11]. In these models J_n corresponds to the growth velocity of the interface. Eq. 5 has been derived in [12, 13], where λ is the coefficient of the non-linear term in the KPZ equation. The equivalence of the two alternative approaches relies on the fact that both κ and λ are invariant under renormalization transformations.

The result (5) can be used to evaluate J_n for the KLS model. It has been shown [8, 10] that for a ring geometry the steady state weight of a configuration $\{\tau_i\}$ is

$$P(\{\tau_i\}) = e^{-\beta \mathcal{H}}; \quad \mathcal{H} = - \sum_{i=1}^n \tau_i \tau_{i+1} - \mu \sum_{i=1}^n \tau_i, \quad (8)$$

with $\tau_i = \pm 1$ for positive and negative charges respectively, $e^{4\beta} = (1-\epsilon)/(1+\epsilon)$, and μ serves as a chemical potential which controls the density of, say, the positive particles. The chemical potential μ vanishes for the case $n_+ = n_-$. Using (8) expressions for $\kappa(\epsilon)$ and $J_\infty(\epsilon)$ of this model have been obtained in [10].

We now consider the KLS model in an open chain, which is the relevant geometry in applying the phase-separation criterion. It has been argued [12] that the finite size correction to the current of an open chain is given by the corresponding correction in a ring geometry, up to a universal multiplicative constant c which depends only on the boundary conditions. In the maximal current phase, c was found to be $3/2$. Thus the current of an open system is given by (2) with $\sigma = 1$ and

$$b(\epsilon) = -c \frac{\lambda(\epsilon)\kappa(\epsilon)}{2J_\infty(\epsilon)}. \quad (9)$$

Using the values of J_∞ and κ obtained in [10] and $c = 3/2$ we find

$$b(\epsilon) = \frac{3}{2} \frac{(2+\epsilon)v + 2\epsilon}{2(v+\epsilon)}; \quad v = \sqrt{\frac{1+\epsilon}{1-\epsilon}} + 1. \quad (10)$$

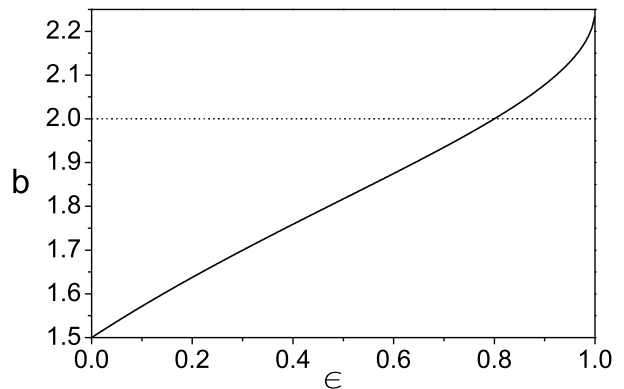


FIG. 2: The coefficient $b(\epsilon)$, Eq. 10.

In figure 2 the coefficient $b(\epsilon)$ is plotted for $0 \leq \epsilon < 1$. This curve has been verified by direct numerical simulations of the KLS model on an open chain in the maximal current phase, demonstrating that the prefactor c indeed does not depend on ϵ . Using (10) it is readily seen that for $\epsilon > 0.8$ the value of b is larger than 2.

According to the criterion conjectured in [2] one expects phase separation to take place at high densities in model (3) for $\epsilon > 0.8$, as long as α is such that the KLS model is in the maximal current phase. This *condensed* phase separated state belongs to Case B of the criterion. We have carried out extensive numerical simulations of the dynamics of the model for various values of ϵ . We find that for $\epsilon \lesssim 0.4$ no phase separation is observed. However, for $\epsilon > 0.4$ simulation of systems of sizes up to $L = 10^6$ show that the system evolves towards what seems to be a phase separated state at sufficiently large densities. We argue that a genuine phase separation takes place only for $\epsilon > 0.8$. On the other hand, the seemingly phase separation found in simulations for $0.4 \lesssim \epsilon < 0.8$, is only a result of large but finite correlation lengths, as was found in the AHR and in the two-lane models. As pointed out in [9] such a behavior is related to corrections of order $1/n^2$ and higher in the current (2). These corrections were shown to lead to a crossover with a very sharp increase in the correlation length, which could be erroneously interpreted as a genuine phase transition in numerical studies of finite systems.

We now discuss the phase transition leading to the phase separated state. According to [2] the domain size distribution just below the transition takes the form

$$\mathcal{P}(n) \sim \frac{1}{n^b} e^{-n/\xi} \quad (11)$$

where ξ is the correlation length, which diverges at the transition. The particle density in the system is related to ξ by $\rho/(1-\rho) = \sum n \mathcal{P}(n) / \sum \mathcal{P}(n)$. The critical density ρ_c is given by this expression with $\xi \rightarrow \infty$. Note that with this form of the distribution function, ρ_c is 1 in the limit $b \searrow 2$, and is a decreasing function of b . It is

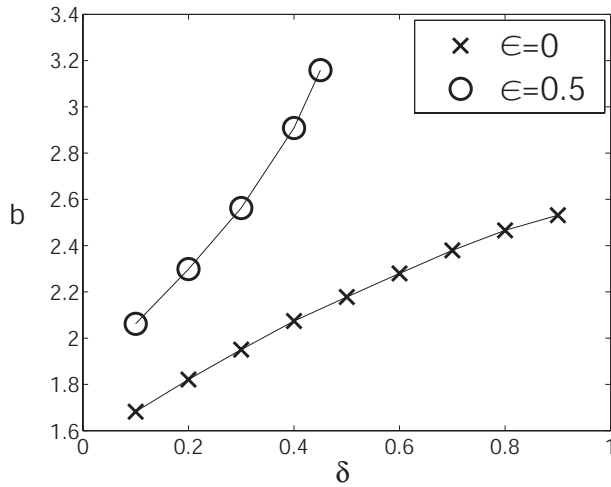


FIG. 3: The coefficient $b(\delta)$, as calculated from Monte-Carlo simulations of domains of sizes up to 1024. Data are shown for $\epsilon = 0$ and $\epsilon = 0.5$.

straightforward to show [14] that the divergence of the correlation length at the critical density is given by

$$\xi \sim \begin{cases} |\rho - \rho_c|^{-\frac{1}{b-2}} & , 2 < b < 3 \\ |\rho - \rho_c|^{-1} & , b > 3. \end{cases} \quad (12)$$

It is worthwhile noting that while $\partial \xi^{-1} / \partial \rho$ is continuous at the transition for $2 < b < 3$, it exhibits a discontinuity for $b > 3$. The transition may thus be considered continuous for $2 < b < 3$ and first-order for $b > 3$.

In the model defined above b is found to satisfy $3/2 \leq b < 9/4$. It is natural to ask whether larger values of b could be reached by increasing the range of the interactions. To answer this question we have extended model (4) to include next-nearest-neighbor interactions as well, and consider

$$H = -\epsilon/4 \sum_i s_i s_{i+1} - \delta/4 \sum_i s_i s_{i+2}. \quad (13)$$

We have calculated the value of b as a function of δ by Monte-Carlo simulations. This is done by measuring the current J_n in an open system of size n , which is fully occupied by positive and negative particles. At the boundaries, the coupling to the rest of the system is modeled by injection of positive (negative) particles with rates α at the left (right). Simulating systems of size up to 1024 enables us to fit the measured values of J_n to the form (2) with $\sigma = 1$, and to extract b . In figure 3 we plot b as a function of δ , for $\epsilon = 0$ and for $\epsilon = 0.5$. We find that by extending the range of the interactions one can increase b to values even larger than 3, where the phase separation transition is expected to be first order.

In summary, a class of driven diffusive models in one-dimension is introduced and analyzed using a recently conjectured criterion for phase separation [2]. These

models are shown to exhibit a novel type of phase separation. In the phase separated state of these models the density is fluctuating in the bulk of the domains. Moreover, the models exhibit a homogeneous state at low densities, and a phase transition into the phase separated state occurs at a critical density. The nature of the phase transition in these models is also discussed.

While the validity of the criterion was proved for the AHR model, its general validity was conjectured based on some plausible assumptions on the behavior of the coarsening domains [2]. It would be of interest to analyze the class of models introduced in the present study by other analytical means, in order to verify the validity of the criterion.

We thank D. Kandel and G. Ziv for comments. The support of the Israeli Science Foundation and the Einstein Center are gratefully acknowledged. RDW thanks the Minerva Foundation for support during his six-month stay at the Weizmann Institute.

-
- [1] For recent reviews see D. Mukamel in *Soft and Fragile Matter: Nonequilibrium Dynamics, Metastability and Flow*, Eds. M. E. Cates and M. R. Evans (Institute of Physics Publishing, Bristol, 2000) **cond-mat/0003424** and G. M. Schütz, in *Phase Transitions and Critical Phenomena*, Eds. C. Domb and J. Lebowitz (Academic, London, 2000), Vol.19.
 - [2] Y. Kafri, E. Levine, D. Mukamel, G.M. Schütz and J. Török, Phys. Rev. Lett. **89**, 035702 (2002).
 - [3] M. R. Evans, Y. Kafri, H. M. Koduvely, and D. Mukamel, Phys. Rev. Lett. **80**, 425 (1998); Phys. Rev. E **58**, 2764 (1998).
 - [4] P. F. Arndt, T. Heinzel, and V. Rittenberg, J. Phys. A **31**, L45 (1998); J. Stat. Phys. **97**, 1 (1999).
 - [5] R. Lahiri and S. Ramaswamy, Phys. Rev. Lett. **79**, 1150 (1997); R. Lahiri, M. Barma, and S. Ramaswamy, Phys. Rev. E **61**, 1648 (2000).
 - [6] N. Rajewsky, T. Sasamoto, and E. R. Speer, Physica A **279**, 123 (2000); T. Sasamoto and D. Zagier, J. Phys. A **34**, 5033 (2001).
 - [7] G. Korniss, B. Schmittmann and R. K. P. Zia, Europhys. Lett. **45**, 431 (1999); J. T. Mettetal, B. Schmittmann and R. K. P. Zia, Europhys. Lett. **58**, 653 (2002).
 - [8] S. Katz, J. L. Lebowitz, and H. Spohn, J. Stat. Phys. **34**, 497 (1984).
 - [9] Y. Kafri, E. Levine, D. Mukamel, and J. Török, J. Phys. A **35**, L459 (2002).
 - [10] J. S. Hager, J. Krug, V. Popkov, and G. M. Schütz, Phys. Rev. E, **63**, 056110 (2001). Note that the definition of ϵ differs from ours by a sign.
 - [11] H. van Beijeren, R. Kunter and H. Spohn, Phys. Rev. Lett. **54**, 2026 (1985).
 - [12] J. Krug and P. Meakin, J. Phys. A **23**, L987 (1990); J. Krug and L. Tang, Phys. Rev. E **50**, 104 (1994).
 - [13] J. Krug, Adv. Phys. **46**, 139 (1997).
 - [14] Y. Kafri, D. Mukamel and L. Peliti, Eur. Phys. J. B., **27**, 135 (2002).