

Memory in an aging molecular glass

H. Yardimci and R. L. Leheny

Department of Physics and Astronomy, Johns Hopkins University, Baltimore, MD 21218, USA

(Dated: October 26, 2018)

The dielectric susceptibility of the molecular liquid sorbitol below its calorimetric glass transition displays memory strikingly similar to that of a variety of glassy materials. During a temporary stop in cooling, the susceptibility changes with time, and upon reheating the susceptibility retraces these changes. To investigate the out-of-equilibrium state of the liquid as it displays this memory, the heating stage of this cycle is interrupted and the subsequent aging characterized. At temperatures above that of the original cooling stop, the liquid enters a state on heating with an effective age that is proportional to the duration of the stop, while at lower temperatures no effective age can be assigned and subtler behavior emerges. These results, which reveal differences with memory displayed by spin glasses, are discussed in the context of the liquid's energy landscape.

PACS numbers: 05.70.Ln, 64.70.Pf, 77.22.-d

For many condensed matter systems with disorder, a failure to achieve equilibrium can dominate behavior, and understanding the out-of-equilibrium states becomes crucial to their accurate description. During the protracted equilibration of such systems, dynamic correlation functions and response functions are dependent on time and thermal history. This behavior, known as aging, appears in a broad variety of disordered materials including polymers [1, 2], spin glasses [3, 4], molecular glasses [5], gels [6, 7] and disordered ferroelectrics [8, 9]. The widespread occurrence of aging has led to theoretical pictures that explain the phenomenon as a general consequence of disorder [10] and has further motivated work into how one might generalize concepts of equilibrium statistical mechanics, such as the fluctuation-dissipation theorem, to the aging "state" [11, 12]. In addition, specific features of aging, particularly in spin glasses, have been interpreted as providing insight into the underlying equilibrium physics of disordered systems.

An intriguing property of many aging systems is the memory of their thermal histories that their bulk thermodynamic properties and response functions display. In this paper, we describe dielectric susceptibility experiments that probe memory in the molecular liquid sorbitol at temperatures below its calorimetric glass transition. These measurements follow an experimental procedure, originally developed for spin glasses [13], that dramatically illustrates memory in aging systems. Consistent with studies on other glassy materials, specifically a polymer [14] and an orientational glass [15], we find that the memory displayed by glassy sorbitol appears strikingly similar to that of spin glasses. Such apparently universal behavior suggests generic underlying mechanisms governing memory, with important implications for understanding aging as a whole. Therefore, to obtain a more comprehensive perspective of sorbitol as it displays memory, we have performed additional measurements in which we interrupt the memory experiments to track the aging of the system. The observed aging provides a characterization of the out-of-equilibrium states that the glass enters during the memory experiment. As explained below,

these measurements elucidate the significance of memory in sorbitol and help to identify important differences between the out-of-equilibrium states of structural glasses and spin glasses.

Following the protocol established in Ref. [13], we begin each measurement with sorbitol at $T = 276$ K, well above the calorimetric glass transition, $T_g = 268$ K. To create a reference measurement, we cool the liquid at a fixed rate of 0.13 K/minute to 160 K and then heat back to 276 K at the same rate. Figure 1(a) shows the resulting values of the imaginary part of the dielectric susceptibility, $\epsilon''(\nu)$, at $\nu = 0.79$ Hz as a function of temperature. The hysteresis between cooling and reheating indicates that the system ages during the time spent below T_g . As previous studies of supercooled liquids have demonstrated, $\epsilon''(\nu)$ at fixed ν (above the peak frequency for the alpha relaxation) decreases with time during aging [5], consistent with the hysteresis in Fig. 1(a). The broad peak in $\epsilon''(0.79 \text{ Hz})$ centered near 190 K is a Johari-Goldstein beta relaxation. The aging of this beta peak tracks that of the primary alpha relaxation; details of this behavior will be provided elsewhere [16].

To characterize the memory, the cooling and reheating is repeated except that the cooling is temporarily stopped at an intermediate temperature, T_{stop} . Fig. 1(b) displays values of $\epsilon''(0.79 \text{ Hz})$ versus temperature for a measurement that includes a temporary stop in the cooling for $t_{stop} = 12$ hours at $T_{stop} = 230$ K. The solid lines in the figure are the results without the stop taken from Fig. 1(a). To highlight the effect of a stop, the ratio of the susceptibility measured on cooling with a stop, denoted ϵ''_{stop} , to that without a stop, denoted ϵ''_{ref} , is plotted in Fig. 2(a). Susceptibility ratios from measurements performed with stops at $T_{stop} = 230$ K, 215 K, and 200 K for 12 hours are plotted. For $T > T_{stop}$, $\epsilon''_{stop}/\epsilon''_{ref} = 1$, as expected. The drop in the ratio at T_{stop} represents the aging that occurs during the stop. Upon further cooling $\epsilon''_{stop}/\epsilon''_{ref}$ returns to a value near one, suggesting that the out-of-equilibrium state becomes decreasingly affected by the aging during the stop as the temperature deviates further from T_{stop} ; that is, suggest-

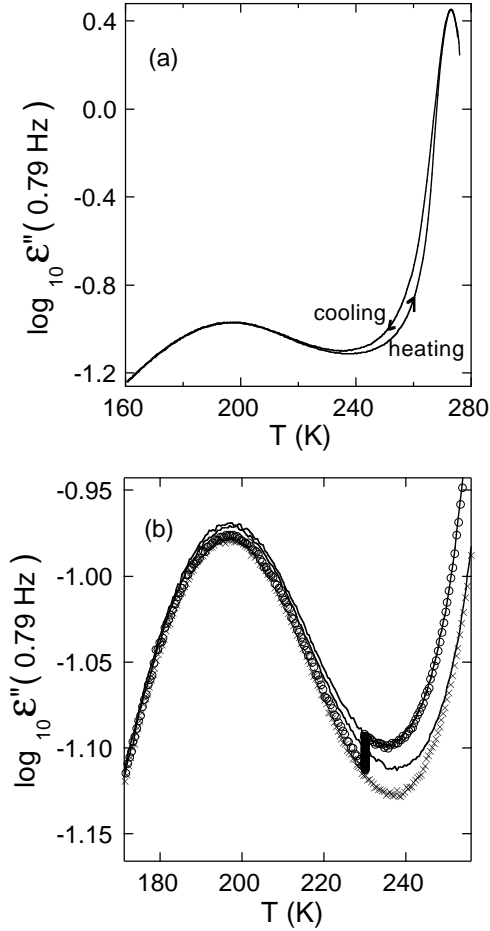


FIG. 1: (a) The imaginary part of the dielectric susceptibility, $\epsilon''(\nu)$, at $\nu=0.79$ Hz for sorbitol ($T_g = 268$ K) as a function of temperature during cooling and reheating at a rate of 0.13 K/minute. (b) The susceptibility during cooling (circles) and reheating (X's) on an expanded scale for the case in which the cooling is stopped at $T_{stop} = 230$ K for $t_{stop} = 12$ hours. The solid lines show the results without any stop.

ing that the liquid “rejuvenates”. Fig. 2(b) shows the ratio of susceptibilities on reheating with and without the previous stops on cooling. Much like the cooling ratio, the heating ratio goes through a minimum at a temperature very close to T_{stop} before returning to one at higher temperatures. This clear duplication, or memory, of the minimum near T_{stop} suggests that the out-of-equilibrium state of the liquid at temperatures in the vicinity of T_{stop} remains sensitive to the previous aging, while at temperatures away from T_{stop} , the state remains indifferent to the aging. Longer waiting times at T_{stop} increase the depth of the minimum, leaving its position in temperature unchanged.

As mentioned above, these results for sorbitol, a molecular liquid, appear strikingly similar to those observed in other aging systems [13, 14, 15], suggesting common underlying mechanisms. A central feature of all these memory studies is that the values of susceptibility at temper-

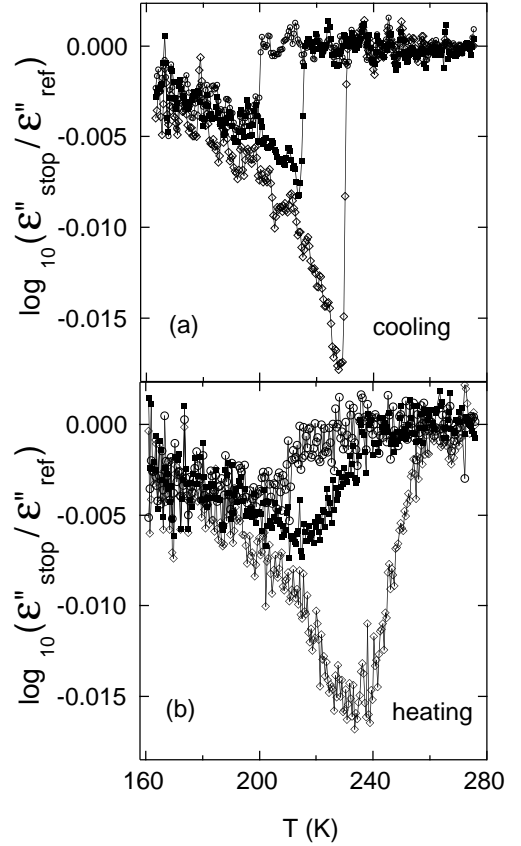


FIG. 2: (a) The ratio of $\epsilon''(0.79$ Hz) measured on cooling with a stop, ϵ''_{stop} , to its value measured without of stop, ϵ''_{ref} , for stops of duration $t_{stop} = 12$ hours at $T_{stop} = 200$ K (open circles), 215 K (solid squares) and 230 K (open diamonds). (b) The ratio of the susceptibilities measured on reheating. The ratio on reheating displays a minimum near the temperature of the cooling stop.

atures away from T_{stop} rapidly approach each other regardless of the aging that occurs during the stop. However, as first demonstrated by Kovacs [17], measured values of thermodynamic quantities for aging materials with different thermal histories can coincide even while they are in very different out-of-equilibrium states. Therefore, to investigate the significance of the memory effect in sorbitol, we have determined how the liquid ages when the subsequent reheating is interrupted following the cooling stop. These aging measurements provide a method to characterize the out-of-equilibrium state of the liquid as it retraces the ratio minimum in Fig. 2(b). Significantly, we find that the behavior observed in these measurements is sensitive to whether the liquid is reheated to a temperature that is greater or less than T_{stop} .

Figure 3(a) shows a representative set of results for the case when the heating is interrupted at a temperature $T > T_{stop}$. The figure displays $\epsilon''(0.79$ Hz) as a function of aging time, t_a , after heating to $T = 220$ K following cooling stops at $T_{stop} = 215$ K of various durations. The behavior of the susceptibility after the heating is inter-

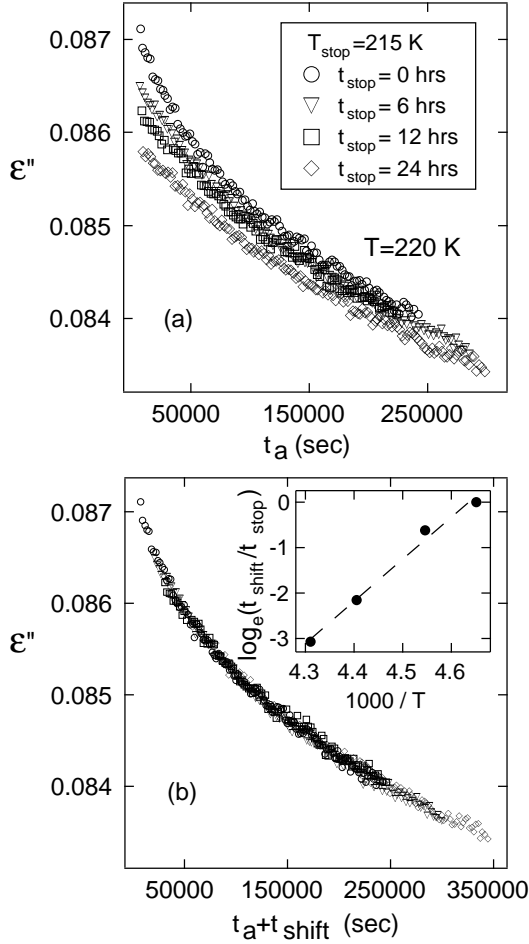


FIG. 3: (a) ϵ'' (0.79 Hz) versus time, t_a , following an interruption in reheating at 220 K during memory experiments that include a cooling stop at $T_{stop} = 215$ K of duration $t_{stop} = 0$ hours (circles), 6 hours (triangles), 12 hours (squares), and 24 hours (diamonds). (b) ϵ'' (0.79 Hz, t_a) for these measurements with the time axis shifted by t_{shift} to collapse the results onto a single curve. The inset shows the ratio t_{shift}/t_{stop} leading to such collapse of aging curves as a function of inverse temperature for $T > T_{stop}$, where $T_{stop} = 215$ K.

rupted, ϵ'' (0.79 Hz, t_a), depends on the duration of the cooling stop, t_{stop} . However, as illustrated in Fig. 3(b), ϵ'' (0.79 Hz, t_a) corresponding to different values of t_{stop} can be superposed through an additive shift of the aging time. The values of these shifts, t_{shift} , are simply proportional to t_{stop} , with a proportionality constant that depends on temperature. For example, for the results in Fig. 3(b) corresponding to $T = 220$ K and $T_{stop} = 215$ K, the aging curves are collapsed using values of t_{shift} given by $t_{shift}/t_{stop} = 0.53$. Thus, upon reheating during the memory experiments to temperatures $T \geq T_{stop}$, sorbitol enters the same out-of-equilibrium state that it would have reached with no cooling stop but with aging at T for t_{shift} . In other words, the liquid after reheating to $T \geq T_{stop}$ has its effective age increased by t_{shift} due to the previous cooling stop.

The inset of Fig. 3(b) shows the ratios t_{shift}/t_{stop} used to collapse aging curves corresponding to different t_{stop} as a function of temperature for $T \geq T_{stop}$, where $T_{stop} = 215$ K. The temperature dependence displayed by t_{shift}/t_{stop} is fully consistent with aging as a thermally activated process within a fixed (i.e., temperature independent) energy landscape. Within such a picture t_{shift}/t_{stop} is expected to vary with temperature as

$$\log_e[t_{shift}/t_{stop}] = (T_{stop}/T - 1)\log_e[t_{stop}/\tau_0] \quad (1)$$

where τ_0 is a microscopic time scale [3, 18]. The results of a fit to Eq. (1), shown with the dashed line in the inset, give $\tau_0 \sim 10^{-14 \pm 1}$ s, a physically plausible time scale. Expressed another way, for $t_{stop} = 86400$ s and τ_0 constrained to the realistic value $\tau_0 = 10^{-13}$ s, Eq. (1) predicts $t_{shift} = 34000$ s for $T = 220$ K, 9700 s for $T = 227$ K, and 4200 s for $T = 232$ K, which compare closely with the measured values of 46000 s, 10000 s and 4000 s, respectively. We emphasize that this success of activated scaling for a molecular glass contrasts strongly with the behavior of Heisenberg spin glasses, where the “superactivated” nature of the aging is well documented [3, 18]. This differing sensitivity to temperature in the aging of spin glasses and structural glasses may also be reflected in the contrasting widths in temperature over which the memory effects occur. For example, the deviations, $\epsilon''_{stop}/\epsilon''_{ref} < 1$, observed in Fig. 2(b) extend over more than 33% in absolute temperature, a range comparable with that observed in ferroelectric [15] and polymer [14, 19] glasses. In contrast, the deviations in spin glasses can be much sharper, in some cases less than 10% of absolute temperature [13].

While further measurements indicate that the scaling through t_{shift} illustrated in Fig. 3(b) succeeds for all $T \gtrsim T_{stop}$, regardless of T_{stop} or t_{stop} , it breaks down for heating interruptions at temperatures below T_{stop} . Figure 4(a) shows a representative set of results for ϵ'' (0.79 Hz, t_a) when the heating is interrupted at 185 K following cooling stops at $T_{stop} = 215$ K of various durations. We note that Fig. 4(a) displays significant aging at 185 K despite the different curves in Fig. 1(b) having essentially converged at this low temperature. Also included in the figure is ϵ'' (0.79 Hz, t_a) at 185 K following a 12 hour cooling stop at $T_{stop} = 260$ K. The absolute values of ϵ'' (0.79 Hz) on heating to 185 K depend on the specifics of the cooling stop; however, the shapes of ϵ'' (0.79 Hz, t_a) are independent of both t_{stop} and T_{stop} . No choice of t_{shift} can collapse such aging curves, and the scaling that is successful at $T > T_{stop}$ is not valid at low temperature. Consequently, the behavior of the liquid at $T < T_{stop}$ should not be considered rejuvenation from the aging at T_{stop} in any sense, despite the susceptibility ratio $\epsilon''_{stop}/\epsilon''_{ref}$ approaching one at low temperature. The failure of the scaling through t_{shift} indicates that the system at low temperature is in an out-of-equilibrium state unlike any that it would have entered without the cooling stop, which is contrary to the notion of rejuvenation.

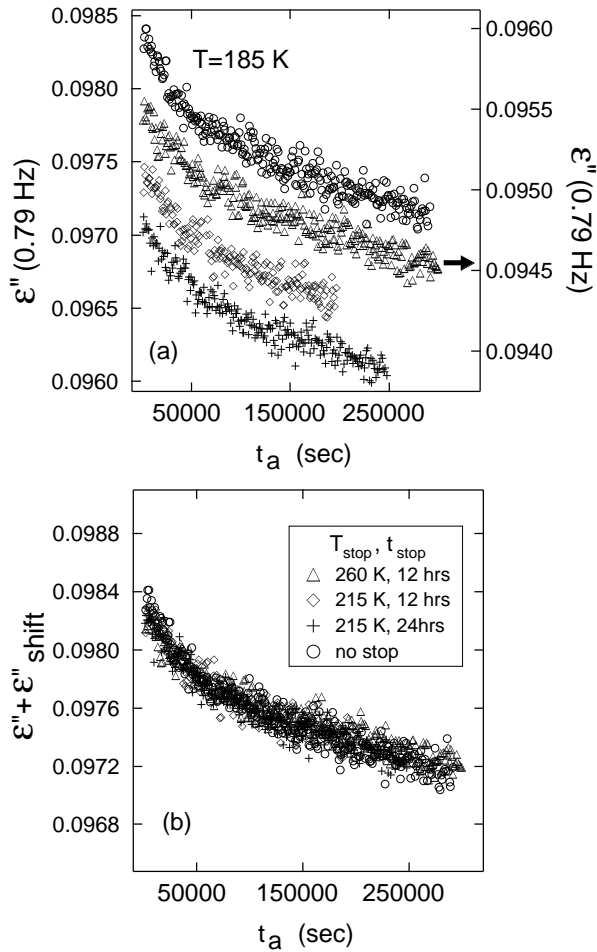


FIG. 4: (a) $\epsilon''(0.79 \text{ Hz})$ versus time, t_a , following an interruption in reheating at 185 K during memory experiments that include a cooling stop at $T_{stop} = 260 \text{ K}$ for $t_{stop} = 12$ hours (triangles), $T_{stop} = 215 \text{ K}$ for $t_{stop} = 12$ hours (diamonds), $T_{stop} = 215 \text{ K}$ for $t_{stop} = 24$ hours (crosses), or no cooling stop (circles). (b) $\epsilon''(0.79 \text{ Hz}, t_a)$ for these measurements shifted by additive constants, ϵ''_{shift} , to collapse the results onto a single curve.

Also, if one were to impose a t_{shift} to match $\epsilon''(0.79 \text{ Hz}, t_a = 0)$ following a cooling stop with the corresponding value without a stop, one would require $t_{shift} \gg t_{stop}$.

While the scaling through t_{shift} fails for $T < T_{stop}$, the low temperature aging curves, $\epsilon''(0.79 \text{ Hz}, t_a)$, can be superposed by introducing additive constants, ϵ''_{shift} , that shift the curves vertically, as shown in Fig. 4(b) [20]. This scaling through ϵ''_{shift} at $T < T_{stop}$ indicates that the aging rate, $d\epsilon''/dt_a$, is independent of the stopping. Recent simulation studies have shown that aging in structural glasses occurs through a process of hopping among local

minima with progressively lower energy within the potential energy landscape of the liquid [21, 22, 23]. Within such a picture, the failure of the scaling through t_{shift} at $T < T_{stop}$ indicates that the aging at T_{stop} directs the system to a location on the landscape after cooling to low temperature that it would never have visited had it been cooled directly to the low temperature and allowed to age (in contrast to when the temperature is raised back to $T > T_{stop}$). However, the structure of the energy landscape must be such that the subsequent aging at low temperature is independent of the system's location on the landscape and dependent only on the system's temperature.

In conclusion, by characterizing the aging of the molecular glass sorbitol following interruptions of memory experiments, we have illuminated the out-of-equilibrium state of the system as it displays memory. We find that the nature of the state depends crucially on whether the glass is at a temperature greater or less than T_{stop} . This distinction, exemplified by the success of different scaling procedures in Figs. 3(b) and 4(b), points to an interesting evolution of the system. Specifically, when the glass is reheated following a cooling that includes a stop, it goes from a state at low temperature unlike any that it would reach without the stop to a state at high temperature that has only an increased effective age due to the stop. Further studies, particularly those that focus on the crossover between these high and low temperature scaling behaviors, would help clarify the significance of these findings. While a smooth crossover between the two behaviors seems likely, its details and its position in temperature could be informative. In addition, we note that for sorbitol $\epsilon''(0.79 \text{ Hz})$ at the chosen values of T_{stop} has a larger contribution from the beta relaxation at $T < T_{stop}$ than it does at $T > T_{stop}$. While the strong similarity between memory curves for sorbitol and other glassy materials suggests that the beta relaxation is not playing a significant role, measurements on other molecular liquids without such a pronounced beta peak would help clarify its impact on the observed behavior. Finally, we note that simulations of structural glasses, which have recently placed aging in the context of energy landscape features, could further illuminate the significance of the evolution in scaling that occurs between $T < T_{stop}$ and $T > T_{stop}$. In particular, simulation studies that include more complicated thermal histories for the glass, such as those imposed experimentally in this work, could make concrete the features of the energy landscape suggested by these measurements.

We thank J.-P. Bouchaud for helpful discussions. This work was supported by the National Science Foundation under CAREER Award No. DMR-0134377.

[1] STRUIK L. C. E., *Physical Aging in Amorphous Polymers and Other Materials* (Elsevier, Amsterdam, 1978).

[2] MATSUOKA S., *Relaxation Phenomena in Polymers* (Hanser, New York, 1992).

- [3] VINCENT E., HAMMANN J., OCIO M., BOUCHAUD J.-P. and CUGLIANDOLO L. F., in *Complex Behavior of Glassy Systems*, edited by M. RUBÍ and C. PEREZ-VICENTE (Springer-Verlag, New York) 1997.
- [4] NORDBLAD P., in *Dynamical properties of unconventional magnetic systems*, edited by A. T. SKJELTORP and D. SHERRINGTON (Kluwer, Boston) 1998.
- [5] LEHENY R. L. and NAGEL S. R., *Phys. Rev. B*, **57** (2001) 5154.
- [6] CIPELLETTI L., MANLEY S., BALL R. C. and WEITZ D. A., *Phys. Rev. Lett.*, **84** (2000) 2275.
- [7] KNAEBEL A., BELLOUR M., MUNCH J. P., VIASNOFF V., LEQUEUX F. and HARDEN J. L., *Europhys. Lett.*, **52** (2000) 73.
- [8] ALBERICI F., DOUSSINEAU P. and LEVELUT A., *J. Phys. I France*, **7** (1997) 329.
- [9] COLLA E. V., CHAO L. K., WEISSMAN M. B. and VIEHLAND D. D., *Phys. Rev. Lett.*, **85** (2000) 3033.
- [10] BOUCHAUD J.-P., in *Soft and Fragile Matter: Nonequilibrium Dynamics, Metastability and Flow*, edited by M. E. CATES and M. R. EVANS, (IOP, Bristol) 2000.
- [11] CUGLIANDOLO L. F., KURCHAN J. and PELITI L., *Phys. Rev. E*, **55** (1997) 3898.
- [12] GRIGERA T. S. and ISRAELOFF N. E., *Phys. Rev. Lett.*, **83** (1999) 5038.
- [13] JONASON K., VINCENT E., HAMMANN J., BOUCHAUD J.P. and NORDBLAD P., *Phys. Rev. Lett.*, **81** (1998) 3243.
- [14] BELLON L., CILIBERTO S., LAROCHE C., *Europhys. Lett.*, **51** (2000) 551.
- [15] DOUSSINEAU P., De LACERDA-ARÔSO T., and LEVELUT A., *Europhys. Lett.*, **46** (1999) 401.
- [16] YARDIMCI H. and LEHENY R. L., in preparation.
- [17] KOVACS A. J., *J. Polym. Sci.*, **30** (1958) 131.
- [18] REFREGIER P., VINCENT E., HAMMANN J. and OCIO M., *J. Physique*, **48** (1987) 1533.
- [19] BELLON L., CILIBERTO S., LAROCHE C., *Eur. Phys. J. B*, **25** (2002) 223.
- [20] Given the relative values of ϵ'' (0.79 Hz, t_a) and the similar shapes of the curves for different T_{stop} and t_{stop} in Fig. 4(a), we find that the aging curves at $T < T_{stop}$ can be scaled equally well through application of a multiplicative factor as they are through an additive factor.
- [21] ANGELANI L., Di LEONARDO R., PARISI G. and RUOCCO, G. *Phys. Rev. Lett.*, **87** (2001) 055502.
- [22] KOB W., SCIORTINO F. and TARTAGLIA P., *Europhys. Lett.*, **49** (2000) 590.
- [23] DONATI C., SCIORTINO F. and TARTAGLIA P., *Phys. Rev. Lett.*, **85** (2000) 1464.