

Coherent “metallic” resistance and medium localisation in a disordered 1D insulator

Martin Moško,^{1,2,*} Pavel Vagner,^{2,1} Michal Bajdich,¹ and Thomas Schäpers²¹*Institute of Electrical Engineering, Slovak Academy of Sciences, Dúbravská cesta 9, 841 04 Bratislava, Slovakia*²*Institut für Schichten und Grenzflächen, Forschungszentrum Jülich GmbH, 52425 Jülich, Germany*

(Dated: January 30, 2020)

It is believed, that a disordered one-dimensional (1D) wire with coherent electronic conduction is an insulator with the mean resistance $\langle \rho \rangle \simeq e^{2L/\xi}$ and resistance dispersion $\Delta_\rho \simeq e^{L/\xi}$, where L is the wire length and ξ is the electron localisation length. Here we show that this 1D insulator undergoes at full coherence the crossover to a 1D “metal”, caused by thermal smearing and resonant tunnelling. As a result, Δ_ρ becomes L/ξ -independent and smaller than unity, while $\langle \rho \rangle$ grows with L/ξ linearly and eventually polynomially, manifesting the so-called medium localisation.

PACS numbers: 73.23.-b, 73.61.Ey

Any coherent electron wave in a one-dimensional (1D) wire with uncorrelated disorder is exponentially localized [1]. The resistance ρ of such a disordered 1D wire should therefore increase exponentially with the wire length, L . In an ensemble of macroscopically identical wires the resistance fluctuates from wire to wire owing to disorder randomness, so it is natural to study the mean resistance $\langle \rho \rangle$, where the angular brackets denote the average over the ensemble. Landauer found at zero temperature [2]

$$\langle \rho \rangle = \frac{1}{2}(e^{2L/\xi} - 1), \quad (1)$$

where ξ is the electron localisation length (throughout this paper, ρ is a dimensionless resistance in units $h/2e^2$). He also found that $\langle 1/\rho \rangle$ diverges and noted that $\langle \rho \rangle$ is not representative of the ensemble. Anderson et al. [3] therefore defined the typical resistance $\rho_t \equiv \exp \langle f \rangle - 1$, where $f = \ln(1 + \rho)$ and $\langle f \rangle$ is the ensemble average of f . They showed for zero temperature that $\langle f \rangle = L/\xi$, i.e.,

$$\rho_t = e^{L/\xi} - 1. \quad (2)$$

The variable ρ exhibits giant fluctuations, the dispersion $\Delta_\rho \equiv (\langle \rho^2 \rangle - \langle \rho \rangle^2)^{1/2} / \langle \rho \rangle$ can be shown to grow as [4]

$$\Delta_\rho \simeq e^{L/\xi}. \quad (3)$$

However, $\Delta_f \propto 1/\sqrt{L}$, which means that the variable f self-averages and ρ_t is representative of the ensemble [3].

The above formulae hold also for a quasi-1D wire with many 1D channels [5, 6]. Thus, for $T = 0$ K and $L > \xi$ any 1D wire is insulating, i.e., both the resistance and fluctuations grow exponentially with L/ξ .

Thouless [5] argued that at nonzero temperatures the exponential rise with L would not be apparent since the inelastic collisions would cause electrons to hop from one localised state to another one. This would cause $\rho \propto L$ and the 1D localisation would be manifested solely by a characteristic temperature dependence of hopping. All this would happen if the electron transport time through the wire exceeds the inelastic scattering time.

At even higher temperatures, the electron coherence length L_ϕ would become smaller than ξ . This would give rise to the “metallic” resistance ($\rho \simeq L/\xi$) and weak localisation (see e.g. Ref. 7). The crossover between the “metallic” resistance and hopping, first predicted in Ref. 5, has been observed in the quasi-1D wires [8].

Therefore, the disordered 1D insulator described by eqs. (1 - 3) is believed to exist at appropriately low temperatures, i.e., without hopping and at full coherence [7, 9], and the crossover to the 1D “metal” seems to occur only if inelastic collisions are present.

We show that the crossover to a rather different 1D “metal” occurs at full coherence due to the thermal smearing and resonant tunneling. It results in the wire resistance growing with L/ξ linearly and eventually polynomially owing to the medium localisation. In addition, Δ_ρ becomes L/ξ -independent and smaller than unity.

The insulator - metal transition at $T = 0$ K has recently been found in a 1D solid with specially correlated disorder [10]. In our work the disorder is uncorrelated and the reported insulator - “metal” crossover, albeit also coherent, is driven by low nonzero temperatures.

We consider a 1D wire with disorder described by potential $V(x) = \sum_{j=1}^N \gamma \delta(x - x_j)$, where $\gamma \delta(x - x_j)$ is the δ -shaped impurity potential of strength γ , x_j is the j -th impurity position randomly chosen along the wire, and N is the number of impurities. If the 1D electrons tunnel through disorder coherently, the electron wave function $\Psi_k(x)$ is the solution of the tunneling problem

$$\left[-\frac{\hbar^2}{2m} \frac{d^2}{dx^2} + V(x) \right] \Psi_k(x) = \varepsilon \Psi_k(x), \quad (4)$$

$$\Psi_k(x \rightarrow 0) = e^{ikx} + r_k e^{-ikx}, \quad \Psi_k(x \rightarrow L) = t_k e^{ikx}, \quad (5)$$

where $\varepsilon = \hbar^2 k^2 / 2m$ is the electron energy, k is the wave vector, m is the effective mass, r_k is the electron reflection amplitude, and t_k is the electron transmission amplitude. In the boundary conditions (5) the electron impinging disorder from the left is considered. The beginning and end of the wire are set at $x = 0$ and $x = L$, respectively.

We find the amplitude t_k by means of the transfer matrix (TM) method. The TM of disorder $V(x)$ is just the TM of the chain of N δ -barriers. It reads [11]

$$\mathbb{T} = \begin{pmatrix} 1/t_k^* & -r_k^*/t_k^* \\ -r_k/t_k & 1/t_k \end{pmatrix} = \mathbb{T}(x_N) \dots \mathbb{T}(x_2) \mathbb{T}(x_1), \quad (6)$$

where

$$\mathbb{T}(x_j) = \begin{pmatrix} 1 - i\Omega/k & -i\frac{\Omega}{k} e^{-2ikx_j} \\ i\frac{\Omega}{k} e^{2ikx_j} & 1 + i\Omega/k \end{pmatrix} \quad (7)$$

is the TM of the δ -barrier at position x_j and $\Omega = m\gamma/\hbar^2$. We evaluate the right hand side of eq. (6) numerically.

We then obtain the transmission probability $\mathcal{T} = |t_k|^2$ and evaluate numerically the two-terminal conductance

$$G = \int_0^\infty d\varepsilon \left[-\frac{df(\varepsilon)}{d\varepsilon} \right] \mathcal{T}(\varepsilon), \quad (8)$$

where $f(\varepsilon)$ is the Fermi distribution. To calculate the wire resistance, instead of $\rho = 1/G$ we use the formula

$$\rho = \frac{1}{G} - \frac{1}{f(0)}, \quad (9)$$

where $1/f(0)$ is the contact resistance ($\simeq 1$ at low T). At zero temperature equation (9) gives $\rho = \mathcal{R}(\varepsilon_F)/\mathcal{T}(\varepsilon_F)$, where $\mathcal{R} = 1 - \mathcal{T}$ and ε_F is the Fermi energy. Equations (1-3) were derived [2, 3, 4, 6] by averaging the formula $\rho = \mathcal{R}(\varepsilon_F)/\mathcal{T}(\varepsilon_F)$. To extend that work to $T > 0$ K means to average eq. (9) (see comment [12] for details).

We parametrize disorder by parameters $\mathcal{R}_I(k_F)$ and N_I , where $\mathcal{R}_I(k) = \Omega^2/(k^2 + \Omega^2)$ is the reflection probability for a single δ -barrier and N_I is the 1D impurity density. (Note that the final results do not depend on the choice of $\mathcal{R}_I(k)$ as we assume very small $k_B T/\varepsilon_F$. For $\mathcal{R}_I(k_F) \ll 1$ we can also ignore fluctuations of $\mathcal{R}_I(k_F)$ from impurity to impurity.) As the positions x_j are mutually independent, the distances $a = x_{j+1} - x_j$ between the neighboring impurities in a given wire are selected at random from the distribution $P(a) = N_I \exp[-N_I a]$.

In Fig. 1 we show the averaged 1D resistance versus the wire length and temperature. The results were obtained for disorder with parameters $\mathcal{R}_I(k_F) = 0.01$ and $N_I = 10^7 \text{ m}^{-1}$ and for the electron gas parameters typical of the GaAs wire: $m = 0.067 m_0$ and $\varepsilon_F = 35 \text{ meV}$.

In fact, for $\mathcal{R}_I(k_F) \ll 1$ and $N_I^{-1} \gg 2\pi/k_F$ (weak low-density disorder) our results depend only on the parameters L/ξ and T/T_ξ , independently on the choice of $\mathcal{R}_I(k_F)$, N_I , m , and ε_F . Here $k_B T_\xi = 1/(g(\varepsilon_F)\xi)$, where $g(\varepsilon_F) = 1/(\pi\hbar v_F)$ is the density of energy levels. For the weak low-density disorder the localisation length coincides with the elastic mean free path, i.e., $\xi = (N_I \mathcal{R}_I(k_F))^{-1}$ [3]. For the above parameters $\xi = 10 \text{ }\mu\text{m}$ and $T_\xi \simeq 1 \text{ K}$.

In the top panel of Fig. 1 we reproduce at $T/T_\xi = 0$ the exponential dependencies (1) and (2). However, at

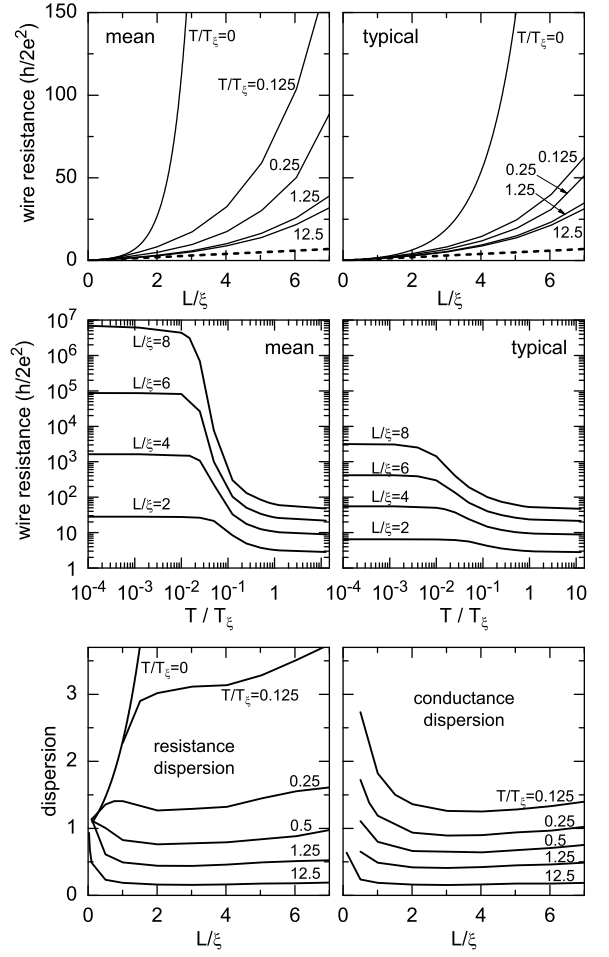


FIG. 1: Top panel: Mean resistance $\langle \rho \rangle$ and typical resistance ρ_t versus normalised length L/ξ for various normalised temperatures T/T_ξ . The dashed line is the metallic dependence $\rho = L/\xi$. Middle panel: $\langle \rho \rangle$ and ρ_t versus T/T_ξ for various L/ξ . Bottom panel: Dispersion versus L/ξ for various T/T_ξ .

$T/T_\xi > 0$ both $\langle \rho \rangle$ and ρ_t tend to grow with L/ξ slower than exponentially. Eventually, at $T/T_\xi > 1$ the metallic dependence $\langle \rho \rangle = \rho_t \simeq L/\xi$ is seen up to $L/\xi \simeq 2$, while for larger L/ξ the growth is faster than linear but far much slower than $\exp(L/\xi)$. (This is clearly seen in the logarithmic scale of Fig. 3. For $T/T_\xi > 1$ both $\langle \rho \rangle$ and ρ_t grow with L/ξ at most polynomially.)

The bottom panel of Fig. 1 shows the resistance dispersion Δ_ρ and conductance dispersion Δ_g , where $g = 1/\rho$. At $T = 0 \text{ K}$, Δ_ρ follows the exponential dependence (3) and Δ_g diverges. As T increases, Δ_ρ and Δ_g decrease below unity. For $T/T_\xi > 1$ and $L/\xi > 1$ they are independent on L , unlike other transport regimes in which Δ_ρ and Δ_g always vary with L in some typical way [7].

To provide insight we now approximate eq. (8) by

$$G \simeq \frac{1}{4k_B T} \int_{\varepsilon_F - 2k_B T}^{\varepsilon_F + 2k_B T} d\varepsilon \mathcal{T}(\varepsilon). \quad (10)$$

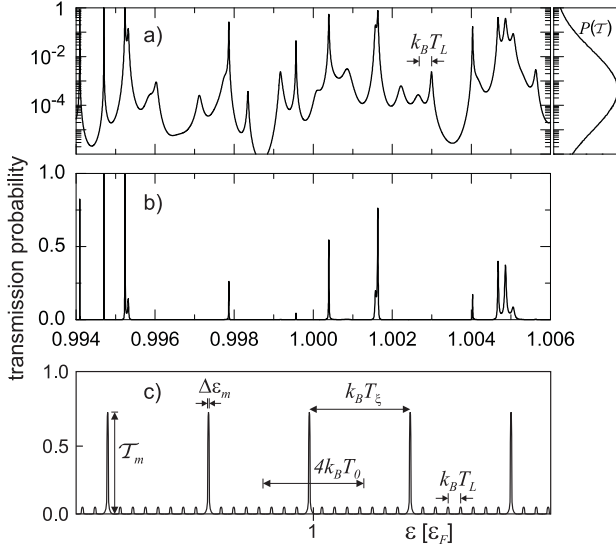


FIG. 2: a) Transmission probability $\mathcal{T}(\epsilon)$ versus energy ϵ for one random configuration of disorder and distribution $P(\mathcal{T})$ averaged over many configurations. Energy axis is in units ϵ_F , where $\epsilon_F = 35$ meV. The length parameters are $L/\xi = 8$ and $L = 80$ μm , other parameters are the same as quoted for figure 1. b) The $\mathcal{T}(\epsilon)$ dependence from Fig. (a) in linear scale. c) Schematic generalisation of Figs. (a-b) (see the text).

A typical $\mathcal{T}(\epsilon)$ dependence is shown in Fig. 2. It consists of narrow peaks separated on average by energy $k_B T_L = 1/(g(\epsilon_F)L)$. Some of these peaks have maximum close to unity due to the resonant tunneling across disorder, the rest are the much lower peaks with a negligible area compared to the area below the resonant peaks. The distance between the resonant peaks is $k_B T_\xi$ and the number of such peaks in the energy window $4k_B T$ is $4k_B T/k_B T_\xi$ [13]. We therefore estimate integral (10) as

$$G \simeq \frac{1}{4k_B T} \frac{4k_B T}{k_B T_\xi} \mathcal{T}_m \Delta\epsilon_m, \quad (11)$$

where \mathcal{T}_m and $\Delta\epsilon_m$ are the maximum and width of the resonant peak. In the ballistic approximation $\mathcal{T}_m = 1$ and $\Delta\epsilon_m = k_B T_L$. We obtain $G \simeq T_L/T_\xi = \xi/L$, which indeed gives $\rho \simeq L/\xi$. For this “metallic” dependence to appear, at least one resonant peak is needed in the energy window $4k_B T$. This happens for $4T/T_\xi = 1$, which gives the crossover temperature $T_0 = 0.25T_\xi$, in accord with the middle panel of Fig. 1. For $T > T_0$ we see a tendency to the T -independent behavior. This is in accord with eq. (11), but a general explanation is the following one.

As thermal averaging increases, $\langle 1/G \rangle$ can be expected to approach $1/\langle G \rangle$. Since $\langle \rho \rangle \simeq \langle 1/G \rangle - 1$, we eventually get $\langle \rho \rangle \simeq 1/\langle G \rangle - 1$. This limit is temperature independent because of the temperature independent $\langle G \rangle$. Indeed, at any (not too high) temperature

$$\langle G \rangle = \int_0^\infty d\epsilon \left[-\frac{d\mathcal{T}(\epsilon)}{d\epsilon} \right] \langle \mathcal{T}(\epsilon) \rangle \simeq \int_0^1 d\mathcal{T} \mathcal{T} P(\mathcal{T}), \quad (12)$$

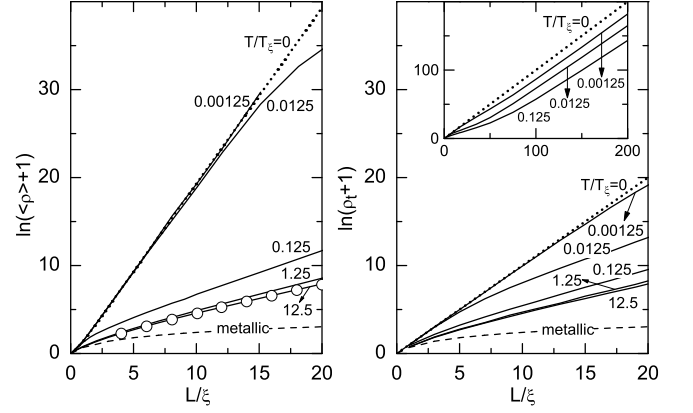


FIG. 3: Mean resistance and typical resistance versus L/ξ for various T/T_ξ . The dashed line is the metallic resistance $\rho = L/\xi$. The open circles show the limit $\langle \rho \rangle = \langle G \rangle^{-1} - 1$, where $\langle G \rangle$ is given by eq. (12) with $P(\mathcal{T})$ generated numerically. Inset shows the typical resistance simulated up to $L/\xi = 200$, but only for $T/T_\xi \leq 0.125$ owing to huge computational time.

where $P(\mathcal{T})$ is the distribution of transmission \mathcal{T} .

The nonlinear increase of ρ for $L/\xi \gtrsim 2$ is neither the strong localisation (the SL is manifested by eqs. (1 - 3)) nor the weak localisation (the WL occurs at $L/\xi \ll 1$). It is somewhere between. We therefore speak about the medium localisation, which means a slow suppression of resonant tunneling for $L/\xi \gg 1$.

In Fig. 3 we simulate $\langle \rho \rangle$ and ρ_t for larger L/ξ than in Fig. 1. The curves for $T/T_\xi > 1$ confirm the nonexponential rise with L/ξ up to $L/\xi = 20$. They are much closer to the “metallic” curve than to the exponential (dotted) curve, i.e., the 1D “metal” with medium localisation is still a reasonable concept. What happens for larger L/ξ ? Inset shows the typical resistance for $T/T_\xi \ll 1$. Here the exponential rise with L/ξ reappears at $L/\xi \gtrsim 50$. For $T/T_\xi > 1$ neither ρ_t nor $\langle \rho \rangle$ is numerically feasible at such huge L/ξ . Here we expect the exponential rise to reappear as well, since in the “infinite” wire any electron state is localized exponentially, also the resonant one.

Note however, that the limit of extremely long coherent 1D segments is experimentally irrelevant. In general, the resistance $\gtrsim 10^9 \Omega$ is hardly measurable owing to intrinsic physical limitations (e.g. the rf noise [8]). On the insulating side of the crossover, one can thus measure $\rho_t \simeq e^{L/\xi}$ in principle for $L/\xi \lesssim 12$. On the “metallic” side, the polynomial rise with L/ξ is in principle measurable at least up to $L/\xi = 20$ as simulated in Fig. 3. This polynomial rise reaches $10^9 \Omega$ for $L/\xi \simeq 30$ (not shown in Fig. 3), so it could be measurable for $L/\xi \lesssim 30$.

In Ref. 14 the resistance of a single 1D channel was measured for various $L > \xi$ in a series of GaAs quantum wires prepared by a method allowing to reproduce macroscopic parameters from wire to wire. In Fig. 4 the experiment [14] is compared with our simulation. In in-

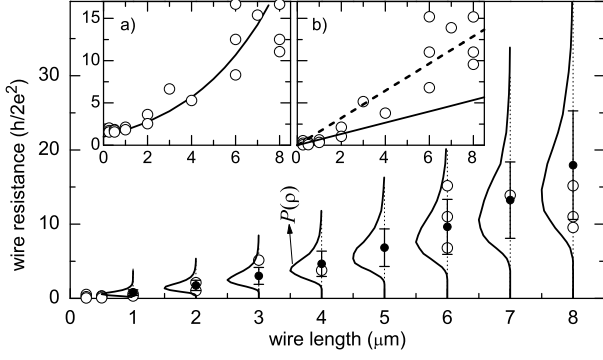


FIG. 4: **a)** Open circles are the two-terminal resistance data of Ref. 14, measured at $T = 4.2$ K in a series of GaAs quantum wires with a single occupied channel. In these wires $\xi \simeq 1.5$ μm and $\varepsilon_F \simeq 3.5$ meV, as the quantized ballistic conductance is observed for $L \lesssim 1.5$ μm and the lowest quantized step is centered roughly at the mentioned ε_F value [14]. For these parameters $T_\xi \simeq 2$ K. The full line shows the simulated mean two-terminal resistance, $\langle 1/G \rangle$. In our simulation the value $\xi \simeq 1.5$ μm can be realised through many different combinations of parameters N_I and $R_I(k_F)$, but the results remain the same provided the disorder is weak. So we do not need to consider sample-dependent details. **b)** Open circles are the experimental data from inset (a) reduced by the contact resistance (the two-terminal resistance at $L \rightarrow 0$). To prove the superlinear rise with L clearly, the experimental data are compared with the linear fit $\rho = L/\xi$. The best fit is obtained for $\xi = 0.6$ μm (dashed line). However, it overestimates all experimental data for $L \leq 2$ μm and the value $\xi = 0.6$ μm is in contradiction with the ballistic conductance observed for $L \lesssim 1.5$ μm [14]. For $\xi = 1.5$ μm (full line) the fit is indeed good for the ballistic wire lengths, but for $L > 2$ μm the experimental data grow superlinearly. **Main panel:** The calculated mean resistance $\langle \rho \rangle$ (full circles), standard deviation from $\langle \rho \rangle$ (vertical bars), and resistance distribution $P(\rho)$ are shown. Open circles are the same as those in inset (b).

set (a) we compare the two-terminal resistances. We see that the measured data reasonably reflect the superlinear rise of the theoretical curve. Inset (b) proves that the superlinear rise of the measured data is systematically above $\rho = L/\xi$ and cannot be ascribed to the data dispersion. The main panel shows that the simulated mean resistance, standard deviation and resistance distribution fit [12] the experiment. For a perfect comparison experiments with very large ensembles of wires are needed.

If decoherence would be present in the experiment [14], it would cause the dependence $\rho = L/\xi$, which is not observed. This means that in the measured 1D wires $L_\phi \gtrsim 8$ μm , which is order of magnitude more than in a related 2D electron gas at the same temperature [7]. Why is L_ϕ so large? At low temperatures decoherence is due to the electron-electron (e-e) interaction. In the (ballistic) 2D electron gas the interaction of two electrons fulfills the conservation laws $\varepsilon(k_1) + \varepsilon(k_2) = \varepsilon(k'_1) + \varepsilon(k'_2)$ and $k_1 + k_2 = k'_1 + k'_2$, which allow the energy exchange and decoherence. In the 1D system such conservation

laws prohibit any energy exchange, which might be the reason for the large L_ϕ . One might think (Ref. 9, p.21), that $L_\phi \lesssim \xi$ due to the control of the electron diffusion by exponential localization. In our case L_ϕ can exceed ξ many times as the resistance of segment L_ϕ grows with L_ϕ/ξ weakly superlinearly, not exponentially. A full calculation of L_ϕ in the 1D wire is beyond the Fermi-liquid theory and has not yet appeared.

In summary, due to the thermal smearing and resonant tunnelling, the disordered 1D insulator shows at full coherence the crossover to the 1D “metal”. The resistance of the 1D “metal” grows with L/ξ linearly and eventually polynomially owing to the medium localisation. This is in contrast to the expectation that the resistance of the coherent 1D system grows with L/ξ exponentially if $L/\xi > 1$. The 1D “metal” shows the resistance dispersion which is L/ξ -independent and smaller than unity, again in contrast with the expected (exponential) growth. Such 1D “metal” should be observable in any coherent 1D system of length $L/\xi \lesssim 30$, longer coherent segments are experimentally irrelevant. The crossover temperature is $T_0 = 0.25T_\xi$, in the GaAs wires $T_0 \simeq 0.1 - 1$ K.

This work was supported by the VEGA grant 2/3118/23 and by the APVT Agency, grant APVT-51-021602. P.V. was supported by a Marie Curie Fellowship of the EC, contract HPMFCT-2000-00702.

* Electronic address: martin.mosko@savba.sk

- [1] N. F. Mott and W. D. Twose, *Adv. Phys.* **10**, 107 (1961).
- [2] R. Landauer, *Philos. Mag.* **21**, 863 (1970).
- [3] P. W. Anderson *et al.*, *Phys. Rev. B* **22**, 3519 (1980).
- [4] P. A. Mello, *Phys. Rev. B* **35**, 1082 (1987).
- [5] D. J. Thouless, *Phys. Rev. Lett.* **39**, 1167 (1977).
- [6] P. W. Anderson, *Phys. Rev. B* **23**, 4828 (1981).
- [7] S. Datta, *Electronic Transport in Mesoscopic Systems* (Cambridge University Press, Cambridge, UK, 1995).
- [8] M. E. Gershenson *et al.*, *Phys. Rev. Lett.* **79**, 725 (1997).
- [9] Y. Imry, *Introduction to Mesoscopic Physics* (Oxford University Press, Oxford, UK, 2002).
- [10] P. Carpena *et al.*, *Nature* **418**, 955 (2002).
- [11] J. H. Davies, *The Physics of Low-Dimensional Semiconductors: An introduction* (Cambridge University Press, Cambridge, UK, 1998).
- [12] The two-terminal resistance $1/G$ includes the contact resistance, while eq. (9) is the resistance of disorder, measurable by four probes. Equation (9) ignores the effect of measurement probes (M. Büttiker, *IBM J. Res. Dev.* **32**, 72 (1988)), but one can see that for disordered wires the problem is not serious. First, if presented in terms of $1/G$, the mean resistance and resistance distribution in Fig. 4 remain the same except for a constant shift by the value of the contact resistance (the $1/G$ at $L \rightarrow 0$). Second, the resistance of disorder can be well estimated from the measured $1/G$ by subtracting the contact resistance.
- [13] M. Ya. Azbel *et al.*, *Phys. Rev. B* **30**, 6877 (1984). They studied the same transport regime at temperatures too low ($T \ll T_\xi$) to see the effects discussed by us.
- [14] D. Kaufman *et al.*, *Phys. Rev. B* **59**, R10433 (1999).