

# Two-site two-electron Holstein model: a perturbation study

Jayita Chatterjee<sup>1</sup> and A .N .D as

Theoretical Condensed Matter Physics Group  
Saha Institute of Nuclear Physics  
1/AF Bidhannagar, Kolkata 700064, India

PACS No. 71.38.+i, 63.20.kr

## Abstract

The two-site two-electron Holstein model is studied within a perturbation method based on a variational phonon basis obtained through the modified Lang-Firsov (MLF) transformation. The ground-state wave function and the energy are found out considering up to the seventh and eighth order of perturbation, respectively. The convergence of the perturbation corrections of different orders to the ground state energy as well as to different correlation functions are investigated. The kinetic energy and the correlation functions involving charge and lattice deformations are studied as a function of electron-phonon (e-ph) coupling for different values of adiabaticity parameter and Coulomb repulsion. The simultaneous effect of the e-ph coupling and Coulomb repulsion on the kinetic energy shows interesting features.

## 1. Introduction

The Holstein model [1] is one of the fundamental models describing the interactions of conduction electrons with lattice vibrations and has been studied widely for

---

<sup>1</sup>e-mail: moon@cm.p.saha.ac.in

a long time using different analytical and numerical methods. Conventional analytical methods based on variational and perturbation approach, however, are found to be much less satisfactory than the numerical methods particularly in a wide region of intermediate values of electron-phonon (e-ph) coupling and hopping. de Mello and Ranninger [2] studied a two-site Holstein model using the numerical diagonalization technique and obtained nontrivial results which are difficult to understand from the classical zero phonon averaging Lang-Firsov (LF) approach [3]. The authors [2] expressed doubts regarding the applicability of the LF approach and validity of the strong coupling perturbation expansion even in the strong coupling antiadiabatic limit. Recently we [4] addressed this issue by developing perturbation expansion using different phonon bases obtained through the LF, MLF and MLF with squeezing (MLFS) transformations for a two-site single electron Holstein model. We found that the perturbation corrections within the MLF and MLFS methods are much smaller than the corresponding LF values for weak and intermediate couplings. The MLF method shows a very satisfactory convergence in perturbation expansion and is able to produce almost exact results for the entire region of the e-ph coupling from weak to intermediate values of hopping.

In this paper we consider a two-site two-electron Holstein model which is then implemented to examine the effect of on-site Coulomb repulsion on the polaronic properties and the combined effects of the electronic correlation and the e-ph coupling in lowering the kinetic energy of the system. We have developed a perturbation series using the MLF phonon basis and examined the convergence by comparing contributions of different orders of perturbation to the energy and different correlation functions for the ground state. The variation of different correlation functions involving charge and lattice deformation and the kinetic energy of the system with e-ph coupling are presented and discussed for different values of adiabaticity parameters and Coulomb repulsion.

## 2. Model Hamiltonian and formalism

The two-site two-electron Holstein Hamiltonian is

$$\begin{aligned}
 H = & \sum_{i,j} n_i \sum_{\sigma} t (c_{1\sigma}^\dagger c_{2\sigma} + c_{2\sigma}^\dagger c_{1\sigma}) + U \sum_i n_{i\uparrow} n_{i\downarrow} + V n_1 n_2 \\
 & + g_1 \sum_{i,j} n_i (b_i + b_i^\dagger) + g_2 \sum_{i,j} n_i (b_{i+} + b_{i+}^\dagger) + \sum_i b_i^\dagger b_i \quad (1)
 \end{aligned}$$

where  $i = 1$  or  $2$ , denotes the sites.  $c_i$  ( $c_i^\dagger$ ) is the annihilation (creation) operator for the electron with spin at site  $i$  and  $n_i$  ( $= c_i^\dagger c_i$ ) is the corresponding number operator,  $g_1$  and  $g_2$  denote, respectively, the on-site and inter-site e-ph coupling strengths.  $t$  is the usual hopping integral.  $b_i$  ( $b_i^\dagger$ ) is the annihilation (creation) operator for the phonons corresponding to interatomic vibrations at site  $i$ ,  $\omega_0$  is the phonon frequency,  $U$  and  $V$  are, respectively, the on-site and inter-site Coulomb repulsion between the electrons.

Introducing new phonon operators  $a = (b_1 + b_2)/\sqrt{2}$  and  $d = (b_1 - b_2)/\sqrt{2}$  the Hamiltonian is separated into two parts ( $H = H_d + H_a$ ) [4]:

$$H_d = \sum_i n_i t(c_1^\dagger c_2 + c_2^\dagger c_1) + U \sum_i n_{i\uparrow} n_{i\downarrow} + V n_1 n_2 + \omega_0 g (n_1 - n_2) (d + d^\dagger) + \omega_0 d^\dagger d \quad (2)$$

and

$$H_a = \omega_0 a^\dagger a + \omega_0 n^2 g_+^2 \quad (3)$$

where  $g_+ = (g_1 + g_2)/\sqrt{2}$ ,  $g_- = (g_1 - g_2)/\sqrt{2}$ ,  $a = a + n g_+$ ,  $a^\dagger = a^\dagger + n g_+$ ,  $n = n_1 + n_2$  and  $n_i = n_{i\uparrow} + n_{i\downarrow}$ .

$H_a$  describes a shifted oscillator which couples only with the total number of electrons  $n$ , which is a constant of motion.  $H_d$  represents an effective e-ph system where phonons directly couple with the electronic degrees of freedom. We now use the MLF transformation where the lattice deformations produced by the electron are treated as variational parameters [5, 6, 7]. For the present system the relevant transformation is,

$$\tilde{H}_d = e^R H_d e^{-R} \quad (4)$$

where  $R = (n_1 - n_2) (d^\dagger - d)$ , is a variational parameter related to the displacement of the d oscillator.

The transformed Hamiltonian is then obtained as [6]

$$\begin{aligned} \tilde{H}_d = & \omega_0 d^\dagger d + \sum_i p n_i t[c_1^\dagger c_2 \exp(2(d^\dagger - d)) + c_2^\dagger c_1 \exp(-2(d^\dagger - d))] \\ & + \omega_0 (g_-) (n_1 - n_2) (d + d^\dagger) + U_e \sum_i n_{i\uparrow} n_{i\downarrow} + V_e n_1 n_2 \end{aligned} \quad (5)$$

where

$$p = \omega_0 (2g_-) \quad (6)$$

$$U_e = U - 2\omega_0 (2g_-) \quad (7)$$

$$V_e = V + 2\omega_0 (2g_-) \quad (8)$$

For the two-site two-electron system there are six electronic states of which three belong to the triplet states as follows:

$$|j_{T1}\rangle = |c_1^y c_2^y\rangle |j_e\rangle \quad (9)$$

$$|j_{T2}\rangle = \frac{1}{\sqrt{2}} (|c_1^y c_{2\#}^y + c_{1\#}^y c_2^y\rangle) |j_e\rangle \quad (10)$$

$$|j_{T3}\rangle = |c_{1\#}^y c_{2\#}^y\rangle |j_e\rangle \quad (11)$$

and other three states are singlet as given below :

$$|j_1\rangle = \frac{1}{\sqrt{2}} (|c_1^y c_{1\#}^y - c_2^y c_{2\#}^y\rangle) |j_e\rangle \quad (12)$$

$$|j_2\rangle = \frac{1}{\sqrt{2}} (|c_1^y c_{1\#}^y + c_2^y c_{2\#}^y\rangle) |j_e\rangle \quad (13)$$

$$|j_3\rangle = \frac{1}{\sqrt{2}} (|c_1^y c_{2\#}^y - c_{1\#}^y c_2^y\rangle) |j_e\rangle \quad (14)$$

The triplet states do not mix with each other or couple with the d-oscillator. In the following we will only consider the singlet states and the d-oscillator which are mutually coupled through the off-diagonal terms of the Hamiltonian (5). For a perturbation method it is desirable to use a basis where the major part of the Hamiltonian becomes diagonal. For this purpose we choose the basis set  $|j_+;N\rangle$ ,  $|j_1;N\rangle$  and  $|j_-;N\rangle$  defined as

$$|j_+;N\rangle = \frac{1}{\sqrt{a_N^2 + b_N^2}} (a_N |j_2\rangle + b_N |j_3\rangle) |N\rangle \quad (15)$$

$$|j_1;N\rangle = |j_1\rangle |N\rangle \quad (16)$$

$$|j_-;N\rangle = \frac{1}{\sqrt{a_N^2 + b_N^2}} (a_N |j_3\rangle - b_N |j_2\rangle) |N\rangle \quad (17)$$

where  $|j_+ \rangle$ ,  $|j_1 \rangle$  and  $|j_- \rangle$  represent the bonding, nonbonding and antibonding electronic states, respectively and  $|N \rangle$  denotes the  $N$ th excited oscillator state in the MLF phonon basis where  $N$  takes values from 0 to  $\infty$ , and  $|j_e;N\rangle$  ( $e = +, 1, -$ ) are the eigenstates of the unperturbed Hamiltonian

$$\begin{aligned} \tilde{H}_0 = & \epsilon_0 d^\dagger d + \sum_i \epsilon_{p_i} n_i + \sum_i t_e F (d^\dagger d) [c_1^y c_2 + c_2^y c_1] \\ & + \sum_i U_e n_i n_{i\#} + V_e n_1 n_2 \end{aligned} \quad (18)$$

where  $t_e = t \exp(-2^2)$ ,  $F(d^y d) = \sum_{p=1}^P \frac{N}{p!} (4^{-2} d^y d)^p = (p!)^2$ ,  
 $t_e(N;N) = t_e \sum_{p=1}^P \frac{N}{p!} (1)^p \frac{(2)^{2p}}{p!} N_{C_p}$ ,  $N_{C_p} = \frac{N!}{p!(N-p)!}$ ,  
 $a_N = (U_e - V_e) + \frac{(U_e - V_e)^2 + 16t_e^2(N;N)}{2}$  and  $b_N = 4t_e(N;N)$

The corresponding unperturbed energies are

$$\begin{aligned} E_{+;N}^{(0)} &= N!_0 + 2_p + \frac{(U_e + V_e)}{2} - \frac{1^q}{2} \frac{1}{(U_e - V_e)^2 + 16t_e^2(N;N)}; \\ E_{1;N}^0 &= 2_p + U_e \\ \text{and } E_{-;N}^{(0)} &= N!_0 + 2_p + \frac{(U_e + V_e)}{2} + \frac{1^q}{2} \frac{1}{(U_e - V_e)^2 + 16t_e^2(N;N)} \end{aligned} \quad (19)$$

The part of the Hamiltonian, which is not included in  $H_0$ , is taken as the perturbation  $H_1$ . For the chosen basis, the state  $j_+; 0i$  has the lowest unperturbed energy  $E_{+;0}^{(0)}$ . The general off-diagonal matrix elements of  $H_1$  between the states  $j_+; Ni$  and  $j_-; Mi$  are calculated as (for  $(N - M) > 0$ )

$$\begin{aligned} \langle N; j_- | H_1 | j_+; M \rangle &= 2t_e(N;M) (a_N^0 b_M^0 + a_M^0 b_N^0) \quad \text{for even } (N - M): \\ &= 0 \quad \text{for odd } (N - M): \end{aligned} \quad (20)$$

$$\begin{aligned} \langle N; j_+ | H_1 | j_-; M \rangle &= 2t_e(N;M) (a_N^0 a_M^0 - b_M^0 b_N^0) \quad \text{for even } (N - M): \\ &= 0 \quad \text{for odd } (N - M): \end{aligned} \quad (21)$$

$$\begin{aligned} \langle N; j_+ | H_1 | j_+; M \rangle &= 2a_M^0 P(N;M) - 2t_e(N;M) b_M^0 \quad \text{for odd } (N - M): \\ &= 0 \quad \text{for even } (N - M): \end{aligned} \quad (22)$$

$$\begin{aligned} \langle N; j_- | H_1 | j_-; M \rangle &= 2b_M^0 P(N;M) - 2t_e(N;M) a_M^0 \quad \text{for odd } (N - M): \\ &= 0 \quad \text{for even } (N - M): \end{aligned} \quad (23)$$

$$\begin{aligned} \text{where } t(N;M) &= t_e (2)^{N-M} \frac{N!}{M!} \frac{1}{(N-M)!} + \sum_{R=1}^M [(1)^R] \frac{(2)^{2R}}{(N-M+R)!} \frac{M(M-1) \cdots (M-R+1)}{R!} \\ P(N;M) &= \frac{1}{N!} (g) \left[ \frac{P}{M} \frac{1}{N-M-1} + \frac{P}{M+1} \frac{1}{N-M+1} \right] \\ a_N^0 &= \frac{a_N}{(a_N^2 + b_N^2)} \quad \text{and } b_N^0 = \frac{b_N}{(a_N^2 + b_N^2)} \end{aligned}$$

Now one has to make a proper choice of  $\epsilon$  so that the perturbative expansion is satisfactorily convergent. In our previous work we obtained good convergence of the

perturbation series for the value of  $r$  which minimizes the unperturbed ground state energy. Following the same procedure, i.e. minimizing  $E_{+,0}^{(0)}$  with respect to  $r$  we obtain

$$r = g = [1 + \frac{4t_e}{r^2 + 4}] \quad (24)$$

where  $r = (U_e - V_e)/2t_e$ .

The corrected ground state wave function may be written as,

$$|j_G\rangle = \frac{1}{N_G} |j_+, 0\rangle + \sum_{N=1,3;\dots} C_N^1 |j_+, N\rangle + \sum_{N=2,4;\dots} C_N |j_-, N\rangle \quad (25)$$

where  $N_G = 1 + \sum_{N=1,3;\dots} (C_N^1)^2 + \sum_{N=2,4;\dots} ((C_N^+)^2 + (C_N^-)^2)$  is the normalization factor:

The coefficients  $C_N^1$ ,  $C_N^+$  and  $C_N^-$  for different values of  $N$  are determined using the matrix elements of  $H_1$  connecting different unperturbed states and their energies following Ref. [4]. These Coefficients are determined up to the seventh order of perturbation while the ground-state energy is found out up to the eighth order of perturbation.

We have also studied the static correlation functions involving charge and lattice deformations  $\langle n_1 u_1 i_0 \rangle$  and  $\langle n_1 u_2 i_0 \rangle$ , where  $u_1$  and  $u_2$  represents the lattice deformations at sites 1 and 2 respectively. These correlation functions may be written in terms of relevant operators as

$$\langle n_1 u_{1,2} \rangle = n_1 [2g_+ + \frac{(a + a^y)}{2}] - n_1 [(n_1 - n_2) + \frac{(d + d^y)}{2}] \quad (26)$$

The final form of the correlation functions are obtained as

$$\begin{aligned} \langle n_1 u_{1,2} i_0 \rangle = & 2g_+ - \frac{2}{N_G} \frac{a_0^2}{a_0^2 + b_0^2} + \sum_{N=1,3,5;\dots} (C_N^1)^2 \\ & + \sum_{N=2,4;\dots} \frac{1}{a_N^2 + b_N^2} (a_N C_N^+ - b_N C_N^-)^2 - \frac{1}{N_G} \frac{a_0}{a_0^2 + b_0^2} C_1^1 \\ & + \sum_{N=2,4;\dots} \frac{C_N^1}{a_N^2 + b_N^2} (a_N C_N^+ - b_N C_N^-) \end{aligned}$$

$$+ \sum_{N=3,5,\dots}^{\infty} \frac{P_N C_N^1}{a_N^2 + b_N^2} (a_{N-1} C_{N-1}^+ - b_{N-1} C_{N-1}^-)^5 \quad (27)$$

The kinetic energy of the system in the ground state  $E_{ke} = \langle \psi_g | \hat{p}^2 | \psi_g \rangle = \langle \psi_g | -\frac{\hbar^2}{2m} \frac{d^2}{dx^2} | \psi_g \rangle$ , has also been calculated using the ground state wave function  $\psi_g$ , evaluated up to the seventh order of perturbation.

### 3. Results and discussions

From the relevant analytical expressions, the quantities of our interest have been calculated within the LF and the MLF perturbation methods considering 35 phonon states (which is more than sufficient for  $g \leq 2.5$  in the transformed phonon basis). For all numerical calculations we take  $\omega = 0$ ,  $g_+ = 0$  (here,  $g_+ = g$ ),  $V = 0$  in this work.

In figure. 1 we have shown the relative perturbation corrections to the ground-state energy, i.e., the ratios of the perturbation corrections of different orders to the unperturbed ground-state energy as a function of  $g$  for  $t = 1$ . It appears from figure. 1 that the convergence is more or less satisfactory in both the MLF and LF approaches. Apart from the second order correction, higher order energy corrections are very small within the MLF approach except in a small region of  $g \approx 0.6$  to  $0.8$  where the convergence is relatively weaker. The energy corrections of fifth to eighth order are, however, negligibly small even in this region. The energy correction of any order within the LF method is larger than the corresponding correction within the MLF approach. With smaller value of  $t = 1$  we find that the corrections are much less and the convergence is better as expected from our previous study [4].

In figure. 2 we plot the ground-state energy obtained within the MLF method considering up to the eighth order of perturbation corrections. As pointed out previously, the fifth to eighth order corrections are so small that the energy calculated up to the eighth order of perturbation may be treated as an almost exact result and this result matches exactly with that obtained by the exact diagonalization study [2] for the same set of parameters. The LF and the MLF unperturbed energies, which are equivalent to the zero phonon averaging (ZPA) results, are also shown in figure. 2. The MLF unperturbed energies are closer to the exact one than the corresponding LF unperturbed energies.

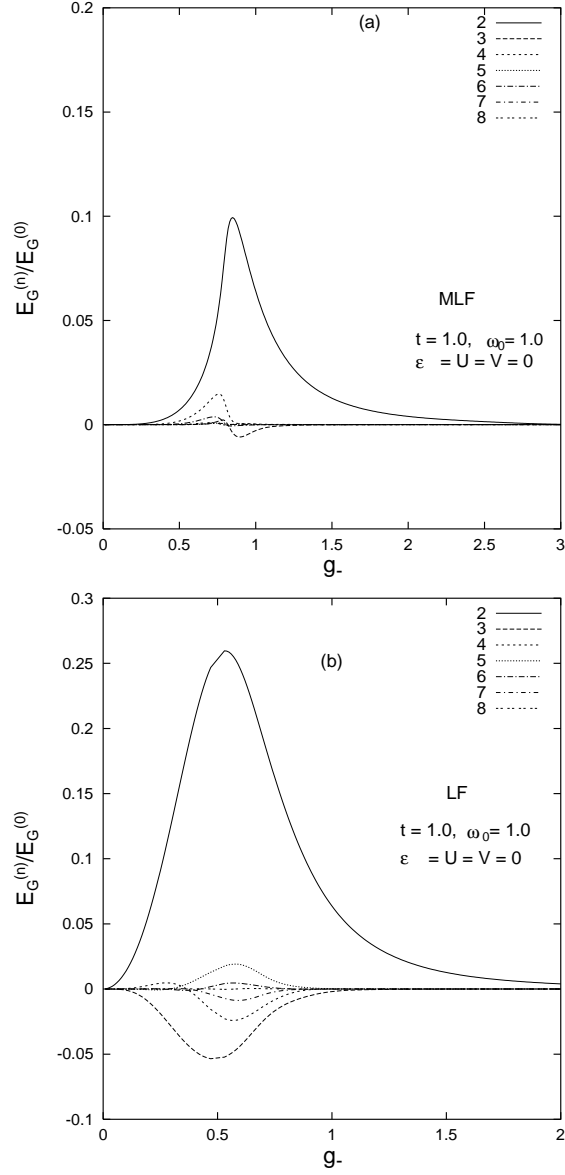


Figure 1: Variation of the relative perturbation corrections  $E_G^{(n)}/E_G^{(0)}$  to the ground state energy as a function of the coupling strength ( $g$ ) for  $t=1.0$ ,  $\omega_0=1.0$  for (a) MLF method and (b) LF method.  $E_G^{(n)}$  is the  $n$ th order perturbation correction to the ground state energy and  $E_G^{(0)} = E_{+}^{(0)}$  is the unperturbed ground state energy. 2,..,8 denote the value of  $n$  in  $E_G^{(n)}$ .



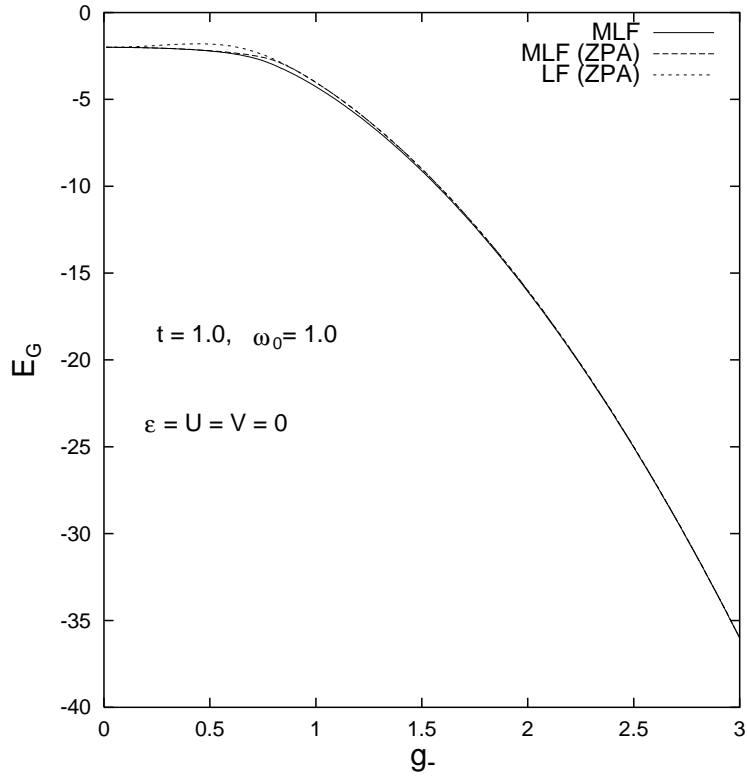


Figure 2: The ground state energy obtained by considering perturbation corrections up to the eighth order within the MLF method as a function of  $g$  for  $t = \omega_0 = 1.0$ . Unperturbed energies (ZPA results) within LF and MLF methods are also plotted.

The static correlation functions involving charge and associated lattice deformations,  $h_{n_1 u_1 i_0}$  and  $h_{n_1 u_2 i_0}$ , obtained within the M LF perturbation method considering up to the seventh order of perturbation to the ground state wave function, are plotted in figure. 3. When we examine the convergence by comparing the values of the same correlation functions, calculated up to different orders of perturbation we find that the values obtained considering up to the fourth to the seventh order of perturbation, remain almost same. This ensures a good convergence of our perturbation method for the correlation function and thus the results obtained are expected to match satisfactorily with the exact result. The unperturbed LF and the M LF results are also plotted in figure. 3 for a comparison which shows that the unperturbed M LF results for the correlation functions are much closer to the exact result than the corresponding LF result. However, the relative difference between the exact M LF result and the M LF (ZPA) result is much less for  $h_{n_1 u_1 i_0}$  than for  $h_{n_1 u_2 i_0}$ . This is owing to the fact that  $h_{n_1 u_2 i_0}$  is a very sensitive function of the perturbation corrections to the wave function compared to  $h_{n_1 u_1 i_0}$ . The M LF perturbation result predicts a long tail for  $h_{n_1 u_2 i_0}$  in the strongly coupled region where both the LF (ZPA) and the M LF (ZPA) give zero value for  $h_{n_1 u_2 i_0}$ . This result is a signature of the retardation effect even in the strong coupling region where even the M LF (ZPA) do not predict the retardation effect. It may be mentioned that the M LF (ZPA) produces retardation effect in the weak and intermediate range of coupling in contrast to the LF (ZPA).

To show the cross-over from the delocalized (large) to localized (small) polaron we plot the quantity  $h(n_1 - n_2)(u_1 - u_2)_{i_0} = g_+$  against  $g$  in figure. 4 (a) where the M LF perturbation result as well as those obtained from the M LF (ZPA) and LF (ZPA) are shown. For a single polaron case the value of this function tends to a fixed value for a small polaron and decreases as the polaron spreads into a larger polaron. Within the LF (ZPA), where polarons are always small polarons (provided e-ph interaction is local), the above function always takes a fixed value. For the two polaron case, however, the LF (ZPA) shows a variation. This is due to the fact that for very small  $g$  (and  $U = V = 0$ ) the electrons reside on two sites with equal probability in the ground state while it stay on a single site with formation of bipolaron as  $g$  increases to a large value. This leads to an increase of the value of  $h(n_1 - n_2)(u_1 - u_2)_{i_{LF(ZPA)}} = g_+$  from 4.0 to 8.0 as  $g_+$  increases. In figure. 4 (b) we plot the ratio of the quantity

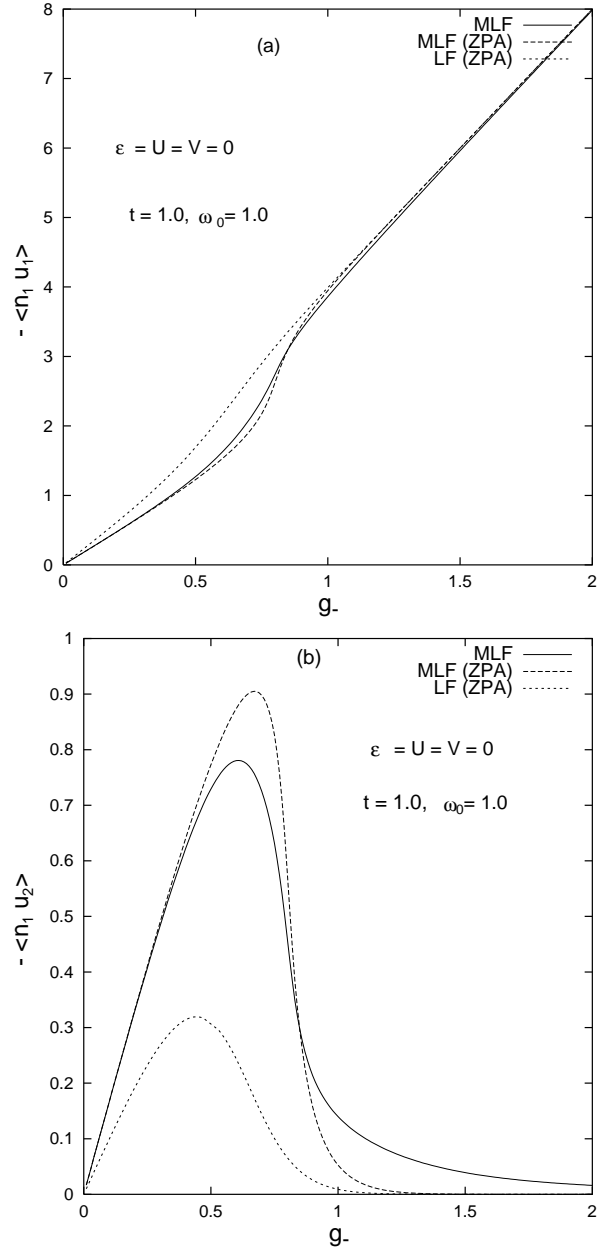


Figure 3: Plot of the correlation functions (a)  $\langle n_1 u_1 \rangle$  and (b)  $\langle n_1 u_2 \rangle$  with  $g$  for  $t = 1.0$  along with the ZPA results within LF and MLF methods. The solid curve corresponds to that obtained within the MLF method considering up to seventh order correction to the ground-state wave function.

$\langle n_1 n_2 \rangle (u_1 u_2)_{i_0} = g_+$  obtained from the M L F perturbation study and LF (ZPA) for the different values of adiabaticity parameter and Coulomb repulsion because this quantity would give us a correct picture of small to large polaron cross-over. Figure. 4 (b) shows that this normalized correlation function increases smoothly with  $g_+$  showing a large-to-small polaron crossover. For  $t = t_0 = 1.0$ , the cross-over is shown in presence of  $U$  also. Introduction of Coulomb repulsion makes the cross-over region more sharp and extends the large polaron region. For small values of adiabaticity parameter, results with M L F perturbation method are close to the LF (ZPA) results. If we identify the cross-over point as the point of inflection of this curve we find that for  $t = t_0 = 1$  the crossover occurs at  $g \approx 0.8$  when  $U = V = 0$  and at this point the coefficient of one phonon state ( $C_{N=1}^1$ ) also changes its sign which we also observed in case of our previous single polaron studies [4].

The variation of the kinetic energy of the system with e-ph coupling strength  $g$  is shown in figure. 5 for  $U = V = 0$  and for different values of  $t = t_0$  ( $= 0.1, 0.5, 1.0$  and  $1.5$ ). It may be mentioned that for  $t = t_0 = 1.0, 1.5$  the convergence is not good in a very small region of  $g$  around the points indicated by the arrows in the figure. Except these narrow regions the convergence of our perturbation method is excellent in the rest of the parameter space we studied. We find that our perturbation results for the kinetic energy match exactly with the results obtained by exact diagonalization study [2] for the corresponding set of parameters.

It is well known that the kinetic energy of a tight-binding electronic system is suppressed by the introduction of either e-ph coupling or by Coulomb repulsion. An important question one may ask what is the simultaneous role of the Coulomb repulsion and the e-ph interaction in lowering the kinetic energy of the system. To address this question we have plotted the kinetic energy against e-ph coupling strength for different values of  $U$  for  $t = t_0 = 1.0$  in figure. 6 (a). It is seen from figure. 6 (a) that for large  $U$  values there is a flat region where the kinetic energy is not suppressed by increase of e-ph coupling. Higher the value of  $U$  larger is the flat region. Beyond this flat region the kinetic energy is suppressed almost exponentially with increasing  $g$ . In figure. 6 (b) the variation of the kinetic energy with  $U$  for different values of  $g$  is shown. It is found that for  $g = 1.0$  and  $1.5$  there is a region where the kinetic energy increases with  $U$  in contrast to the usual behaviour that the

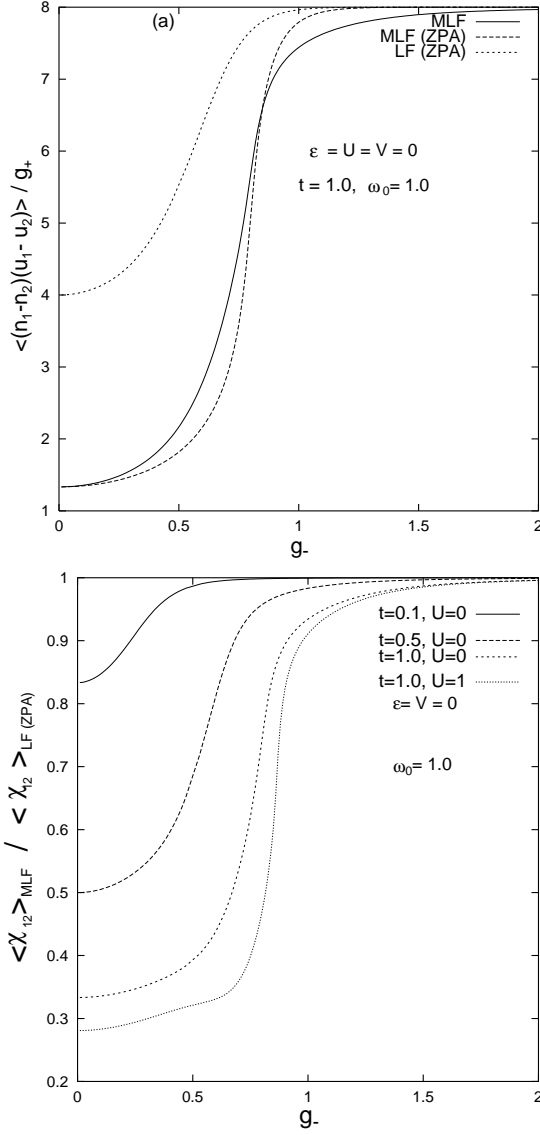


Figure 4: (a). The variations of  $\langle (n_1 - n_2)(u_1 - u_2) \rangle_{i_0=g_+}$  with  $g_-$  within MLF method along with the zeroth order of perturbation results for  $t = 1.0$ . The solid curve corresponds to that obtained within the MLF method up to seventh order correction to wave function. LF (ZPA) results are also plotted. (b). The variations of the ratio of the quantity  $\langle \chi_{12} \rangle = \langle (n_1 - n_2)(u_1 - u_2) \rangle_{i_0}$  within MLF method and that within LF (ZPA) method with  $g_-$  for different values of  $t = 1.0$  and  $U$ .

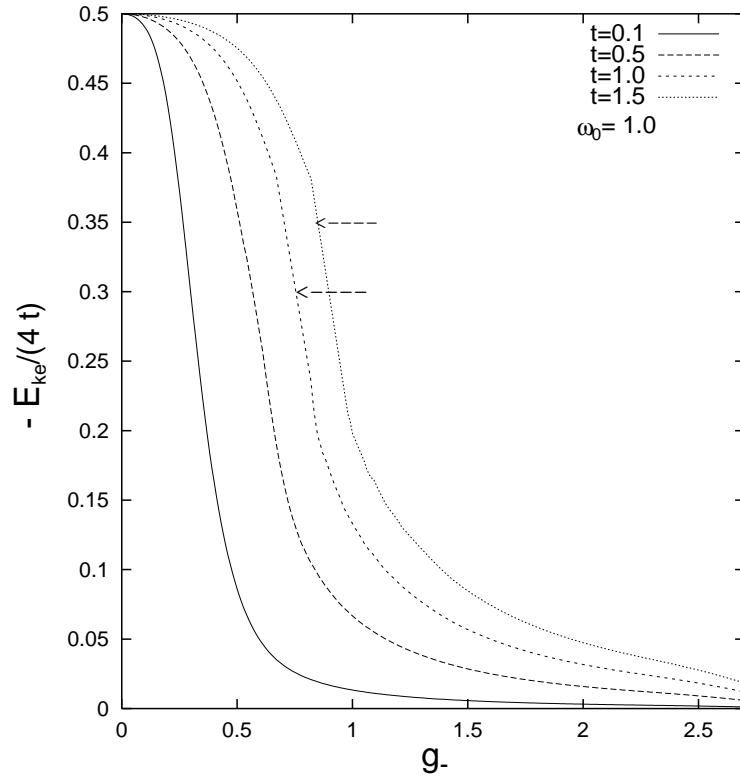


Figure 5: The kinetic energy of the system , obtained using the seventh order of perturbation within M L F method, as a function of  $g$  for different values  $t=t_0$  ( $= 0.1, 0.5, 1.0$  and  $1.5$ ).

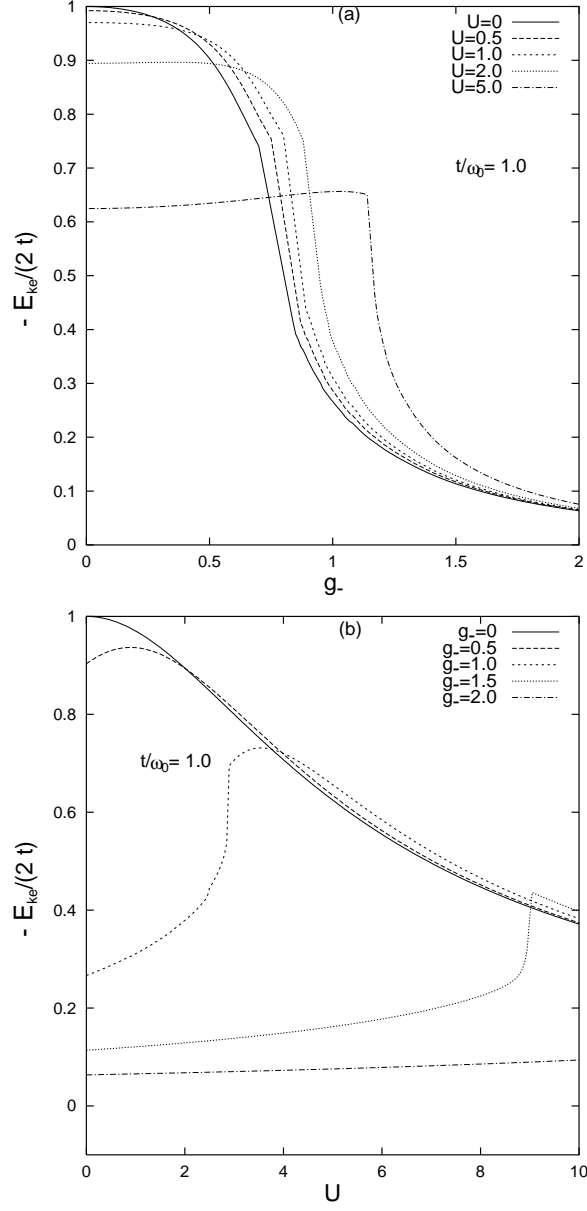


Figure 6: The kinetic energy of the system, obtained by the M L F perturbation method, (a) as a function of  $g$  for different values of  $U$  and (b) as a function of  $U$  for different values of  $g$  for  $t/\omega_0 = 1.0$ .

kinetic energy is suppressed by the Coulomb correlation. The latter behaviour is of course seen in major parameter space.

In summary we apply the MLF perturbation method on a two-site two-electron Holstein model taking them a part of the Hamiltonian as the unperturbed Hamiltonian. A good convergence is achieved by our approach. The ground state energy and the kinetic energy obtained within this method match exactly with those obtained by exact diagonalization study. The behaviour of different correlation functions involving charge and the lattice distortions as a function of e-ph coupling is discussed. Effect of the adiabaticity parameter and the Coulomb repulsion on the large to small polaron cross-over is studied. Our study on the kinetic energy in presence of both e-ph interaction and Coulomb repulsion shows that the kinetic energy may not be affected by low values of e-ph coupling for large  $U$ . Furthermore, it increases with increasing  $U$  for a wide range of e-ph coupling in contrast to the common behaviour that the kinetic energy is suppressed by the Coulomb repulsion.



## References

- [1] T.Holstein 1959 Ann.Phys. (NY) 8 325
- [2] E.V.L de M ello and J.Ranninger 1997 Phys.Rev.B 55 14872
- [3] L.G.Lang and Yu A.Firsov 1963 Sov.Phys.JETP 16 1301
- [4] A.N.D as and Jayita Chatterjee 1999 Int.Jour.Mod.Phys., 13, 3903;  
Jayita Chaterjee and A.N.D as 2000 Phys.Rev.B 61, 4592
- [5] A.N.D as and S.Sil 1993 Physica C 207 51; J.Phys.: Condens.M atter  
5 1.
- [6] A.N.D as and P.Choudhury 1994 Phys.Rev.B 49 13219.
- [7] C.F.Lo and R.Sollie 1992 Phys.Rev.B 45 7102.