

Effect of Pr doping on the superconductivity and interlayer coupling of $\text{Bi}_2\text{Sr}_{2-x}\text{Pr}_x\text{Ca}_1\text{Cu}_2\text{O}_y$ system

H. Salamati ^{a,*} P. Kameli ^a F. S. Razavi ^b

^a Department of Physics, Isfahan University of Technology, Isfahan 84154, Iran

^b Department of physics, Brock University, St. Catharines, Canada ON L2S 3A1

Abstract

The effect of Pr substitution on the superconductivity and interlayer coupling of $\text{Bi}_2\text{Sr}_2\text{Ca}_1\text{Cu}_2\text{O}_y$ system is investigated. Magnetic and transport measurements were performed for purposes of characterization. The superconducting transition temperature T_c first increased and then decreased till it became zero at $x=0.6$. The effective superconducting volume also decreases due to Pr substitution. From the fluctuation conductivity analyses it is found that the interlayer coupling constant J decreases monotonically with increase of the Pr content. This result shows that the Pr doping weakens the CuO_2 interlayer coupling of Bi2212 system due to the loss of local superconductivity in the CuO_2 layers.

Keywords: High- T_c superconductors, Substitution, Fluctuation conductivity, Interlayer coupling

1. Introduction

The study of the effect of impurities on the physical and superconducting properties of high- T_c superconductors has long been recognized as being of great importance.

* Corresponding author. E-mail address: salamati@cc.iut.ac.ir

For $Bi_2Sr_2Ca_1Cu_2O_y$ (Bi2212) there have been extensive studies on the cationic substitution of Ca and Sr by the rare earth elements to change the carrier density and to probe the underlying mechanism of superconductivity[1-7]. Some people believed that doping of Bi2212 with rare earth elements would lead to a depression of T_c as a result of hole filling rather than Abrikosov-Gorkov (AG) pair breaking mechanism[5-7]. In spite of extensive studies of Bi2212 system, in many ways, this material provide a superior medium. These studies have primary indicate the trends of T_c versus doping concentration and did not include more extensive studies of magnetic, transport and thermodynamic behaviours. It is obvious that the interlayer coupling between superconducting CuO_2 layers play an important role in determining the electromagnetic and thermodynamic properties of high- T_c superconductors. In Bi2212 system, due to the short coherence length and weak interlayer coupling between CuO_2 layers, fluctuation conductivity plays a crucial role. Previous results showed that the fluctuation conductivity is influenced by doping element and also by irradiation [8,9]. From the irradiated samples it is seen that the interlayer coupling weakens because of distortions created in the CuO_2 layers. The Pr substitution in Bi2212 system is also expected to affect the fluctuation conductivity and interlayer coupling through a distortions in the CuO_2 bilayers. In this paper, we report the study on the effect of Pr doping on the superconductivity and interlayer coupling of $Bi_2Sr_{2-x}Pr_xCa_1Cu_2O_y$.

2. Experiment

Polycrystalline samples of $Bi_2Sr_{2-x}Pr_xCa_1Cu_2O_y$ were prepared by conventional solid state reaction method[7].The Dc magnetic susceptibility measurements were carried out using a Dc Superconducting Quantum Interference Device (SQUID) magnetometer in an applied magnetic field of 5G. The resistivity measurements were carried out on a bare shaped sample using closed-cycle refrigerator.

3. Results and discussion

The temperature dependences of zero field cooled Dc magnetic susceptibility of the samples are shown in Fig.1. As one clearly can see the onset of superconducting transition temperature (T_c) has a slight increase at first reaching a maximum at $x=0.1$ and then drops gradually. So $x=0.1$ must be near the optimal doping, while $x=0$ is in the over doped and $x>0.1$ samples are in the under doped regime. This suppression is not very rapid but, T_c reaches zero suddenly when Pr content reaches about $x=0.6$.

According to the AG pair breaking phenomena[10] doping of superconductors with magnetic impurities causes a strong suppression of T_c . In this theory T_c decreases linearly with the concentration of magnetic ions(x) for small values of x . While at a large value of x , the decrease in T_c is more rapid. As shown in Fig.2 in our results T_c suppression with x clearly deviates from the AG pair breaking law, which means that the magnetic nature of the Pr ions dose not play an important role in the mechanism of the T_c suppression. The similarity in T_c versus x for Pr in our measurements and La for the work of Ruan et al [4]

suggest that both ions enter the lattice as trivalent ions and that there must be minimal exchange coupling between the rare-earth ions and the conduction holes within the CuO_2 layers. If the AG pair breaking phenomena was a significant factor in the suppression of T_c in these materials, it would be expected that the concentration of dopants required for the observed suppression of T_c would differ greatly in two cases, because of the substantial difference in their paramagnetic moments and their total angular momentum. This result suggest that the principal mechanism of suppression is rather a nonmagnetic charging effect due to the extra electron introduced at the Sr site by dopant i.e., the contribution to T_c suppression mainly comes from the hole-filling effect.

As shown in Fig.1, the diamagnetic response signal decreases with increasing Pr concentration. The decrease of diamagnetic magnitude with the increase of Pr concentration may relate to the destruction of CuO_2 interlayer coupling induced by substituting Pr for Sr. In Pr doped system, The local superconductivity is lost in the vicinity of randomly distributed Pr ions. Therefore, the effective superconducting area decreases due to Pr substitution. The loss of local superconductivity in CuO_2 bilayers will dramatically weaken the interlayer coupling of the Bi2212 system.

In order to study the effect of Pr doping on the CuO_2 interlayer coupling of Bi2212, the fluctuation conductivity of the samples were studied in the framework of Aslamazov – Larkin (AL) Theory [11]. According to the AL theory, the fluctuation conductivity ($\Delta\sigma$) is defined as:

$$\Delta\sigma = A\varepsilon^{-\lambda} \quad (1)$$

Where $\varepsilon = \frac{T - T_c}{T_c}$ is the reduced temperature in which T_c is the mean field critical temperature and A is $\frac{e^2}{16\hbar d}$ and $\frac{e^2}{32\hbar \xi_c(0)}$ for 2D and 3D respectively. $\xi_c(0)$ is the coherence length along the c-axis and d is the effective interlayer distance between the neighbouring CuO_2 planes. The exponent λ is -0.5 for the 3D fluctuation and -1 for the 2D fluctuations. The experimental value of $\Delta\sigma$ is found using the relation:

$$\Delta\sigma = \frac{1}{\rho(T)} - \frac{1}{\rho_n(T)} \quad (2)$$

Where the $\rho(T)$ is the measured value of resistivity and $\rho_n(T)$ is the linearly extrapolated normal state resistivity. For strongly anisotropic superconductors Lawrence and Doniach [12] modified the AL theory by introducing a small coupling J for the neighbouring CuO_2 planes, so that the fluctuation conductivity becomes:

$$\Delta\sigma = \frac{e^2}{16\hbar d \varepsilon} \left(1 + \frac{4J}{\varepsilon}\right)^{-1} \quad (3)$$

Where $J = \left[\frac{\xi_c(0)}{d}\right]^2$. This equation predicts a cross over from 2D ($\Delta\sigma \approx \frac{1}{\varepsilon}$) to 3D ($\Delta\sigma \approx \frac{1}{\varepsilon^{\frac{1}{2}}}$) behaviour and it occurs at a temperature T_0 where $\varepsilon_0 = \frac{T_0}{T_c} - 1 = 4J$.

Fig.3. shows the temperature dependence of resistivity of pure and Pr doped samples.

In Fig.4. the temperature derivative $\frac{d\rho}{dT}$, is plotted in the transition region of the samples.

The peak of these curves is taken as T_c . See Table 1.

Fig.5.shows the logarithm of the fluctuation conductivity $\text{Ln}(\Delta\sigma)$ vs. logarithm of reduced temperature $\text{Ln}(\varepsilon)$ for pure and three doped samples. We notice that all of the plots manifest a crossover from the 3D fluctuation conductivity with critical exponents, $\lambda_1 \approx -\frac{1}{2}$, to the 2D fluctuation conductivity with critical exponents, $\lambda_2 \approx -1$.

The reduced crossover temperature $\varepsilon_0, \lambda_1, \lambda_2$ is listed in Table 1. These observations suggest that Pr doping do not influence the fluctuation conductivity analyses and that observed properties are intrinsic. The reduced crossover temperature ε_0 decreases with increasing the doping concentration x . The values of interlayer coupling constant J can be obtained from the reduced crossover temperature ε_0 . Although the superconductivity of these samples changes from over doping ($x=0$) to the optimal doping ($x=0.1$) and then to under doping ($x=0.2, 0.4$), the interlayer coupling constant J decreases monotonically with increase of Pr content as shown in Table 1. These results show that the Pr doping weakens the CuO_2 interlayer coupling of the Bi2212 system.

4. Conclusion

We report on the effect of Pr substitution on the superconductivity and interlayer coupling of $\text{Bi}_2\text{Sr}_{2-x}\text{Pr}_x\text{Ca}_1\text{Cu}_2\text{O}_y$ system. The superconducting transition temperature T_c has slight increase at first reaching a maximum at $x=0.1$ and then drops gradually. This suppression is not very rapid but, T_c reaches zero suddenly when Pr content reaches about $x=0.6$. We believe that hole filling gives the explanation of T_c suppression. The effective superconducting volume also decreases with Pr content. Fluctuation conductivity analyses

show that the interlayer coupling constant J decreases with increase of the Pr content. This is may be due to the loss of local superconductivity in the CuO_2 layers.

Acknowledgments

We would like to thank Isfahan University of Technology and Brock University for supporting this project.

References

- [1] T. Tamegai, K. Koga, K. Suzuki, M. Ichihara, F. Sakai and Y. Iye 1989 Jpn. J. Appl. Phys. **28** L12.
- [2] V. P. S. Awana, Latika Menon and S. K. Malik 1995 Phys. Rev. B **51** 9379.
- [3] G. Villard, D. Pelloquin and A. Maignan 1998 Phys. Rev. B **58** 15231.
- [4] K. Q. Ruan, Q. Cao, S. Y. Li, G. G. Qian, C. Y. Wang, X. H. Chen and L. Z. Cao 2001 Physica C **351** 402.
- [5] S. Y. Li, Q. Cao, Z. Sun, X. H. Chen and L. Z. Cao 2000 Supercond. Sci. Technol **13** 1595.
- [6] V. P. S. Awana, S. K. Agarwal, A. V. Narlikar and M. P. Das 1993 Phys. Rev. B **48** 1211.
- [7] H. Salamati 2001 Jpn. J. Appl. Phys **40** 6344.
- [8] N. Mori, J. A. Wilson and H. Ozaki 1992 Phys. Rev. B **45** 10633.
- [9] A. K. Ghosh, S. K. Bandyopadhyay, P. Barat, Pintu. Sen and A. N. Basu 1995 Physica C **255** 319.
- [10] A. Abrikosov and L. P. Gorkov 1961 Sov. Phys **JETP****12** 1243.

[11] L. G. Aslamazov and A. I. Larkin 1968 Sov. Phys **10** 875.

[12] W. E. Lawrence and S. Doniach in proceeding of the Twelfth International Conference on Low Temperature Physics, Edited by Eizo Kanada (Keigaku, Tokyo 1941) p 361.

Figure captions

Fig.1. Zero field cooled dc magnetic susceptibility of $Bi_2Sr_{2-x}Pr_xCa_1Cu_2O_y$ for different values of x at 5G.

Fig.2. Superconducting transition temperature T_c versus Pr content x for the $Bi_2Sr_{2-x}Pr_xCa_1Cu_2O_y$ samples.

Fig.3. Resistivities of $Bi_2Sr_{2-x}Pr_xCa_1Cu_2O_y$ for different values of x.

Fig.4. Temperature derivative of the resistivity near T_c for the $Bi_2Sr_{2-x}Pr_xCa_1Cu_2O_y$ samples.

Fig.5. Plots of the logarithmic fluctuation conductivity $\ln(\Delta\sigma)$ versus logarithmic reduced temperature $\ln(\varepsilon)$ for $Bi_2Sr_{2-x}Pr_xCa_1Cu_2O_y$ samples.

Table.1. Characteristic parameters of $Bi_2Sr_{2-x}Pr_xCa_1Cu_2O_y$ samples for different values of x.

.

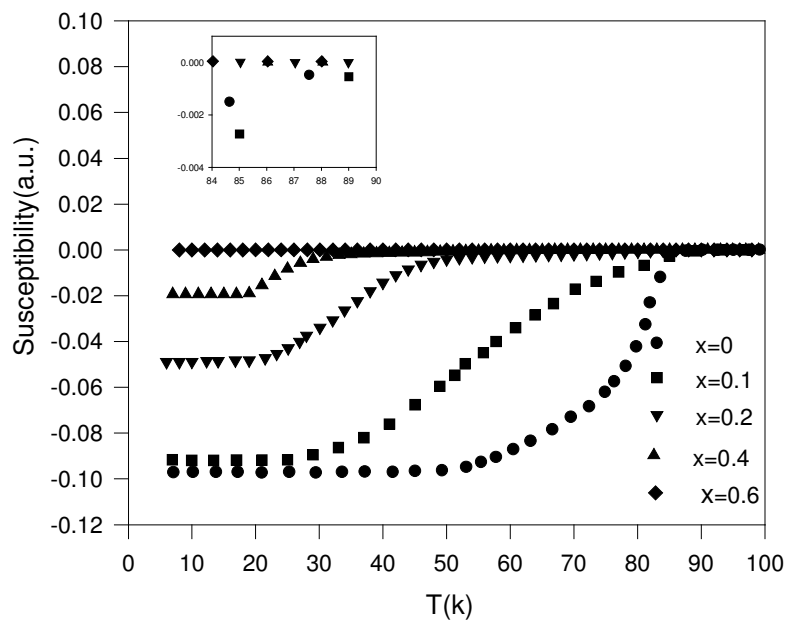


Fig.1

H.Salamati et al

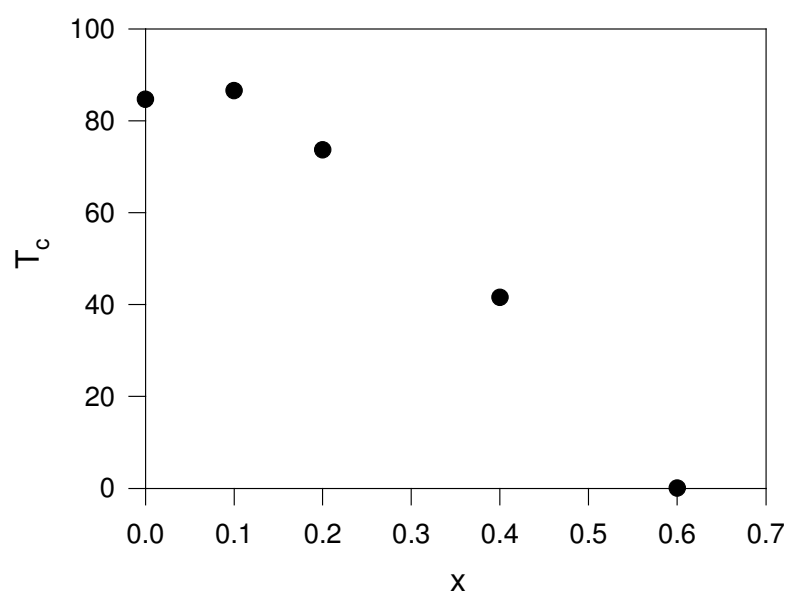


Fig.2

H.Salamati et al

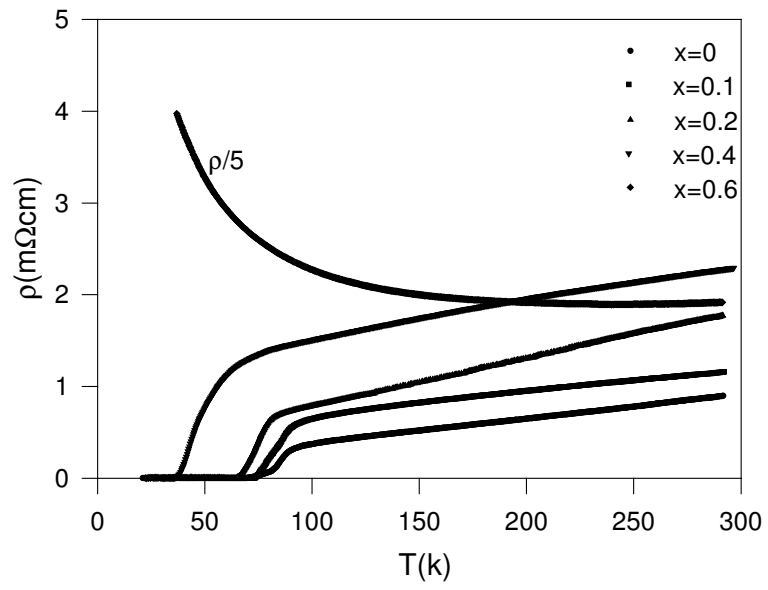


Fig.3

H.Salamati et al

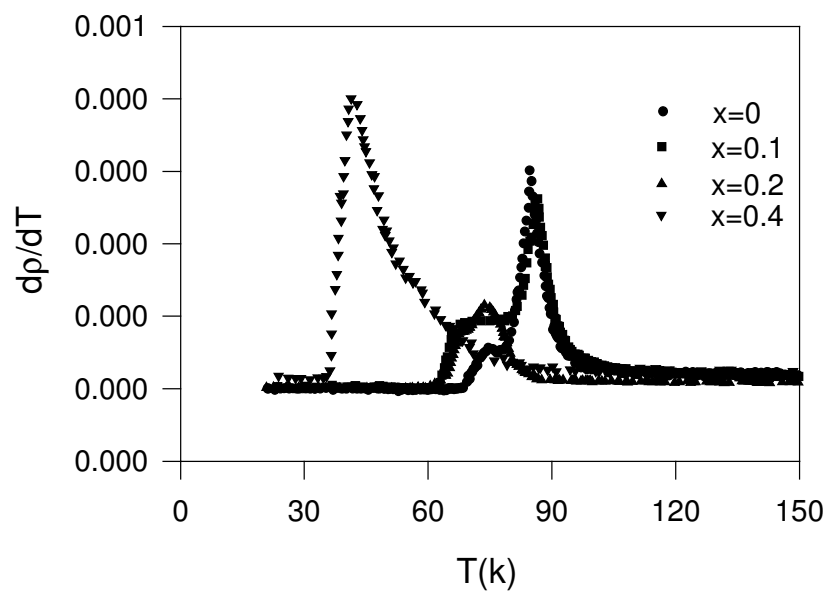


Fig.4

H.Salamati

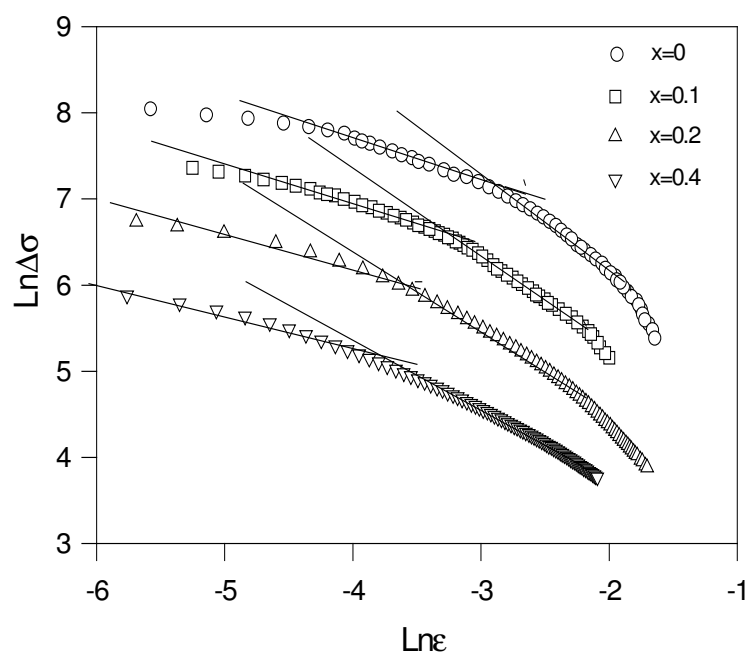


Fig.5

H.Salamati et al

x	T_c	λ_1	λ_2	ϵ_0	J
0	84.6	-0.5	-1	0.052	0.013
0.1	86.5	-0.5	-1	0.04	0.01
0.2	73.67	-0.48	-0.97	0.028	0.007
0.4	41.3	-0.47	-0.92	0.024	0.006
0.6	0				

Table.1

H.Salamati et al