

Charge fluctuations in cuprate superconductors

Zhongqing Wu¹ and Xuanjia Zhang²

¹Department of Physics, Tsinghua University, Beijing 100084, China

²Department of Physics, Zhejiang University, Hangzhou 310027, China

(Dated: May 21, 2019)

The effect of the lattice periodic potential on superconductivity which was ignored by BCS theory has been investigated. According to the effective mass approximation of band theory, the effect of lattice periodic potential can be embodied in the effective mass m^* of the Ginzburg-Landau (GL) equations. m^* has a special property. It can be negative. Negative effective mass leads to many unusual phenomena. The superconducting order parameter shows the period distribution. Its modulate wavevector is proportional to the condensed carrier density, which explains the linear relation between the magnetic peaks displacement and x for $\text{La}_{2-x}\text{Sr}_x\text{CuO}_4$. The superconducting phase is always local and separated originally and evolves into global superconducting phase at the certain pairs concentration, which explains why the cuprate superconductors must be insulator at low doped. The doped concentrations of insulator to superconductor transition for $\text{La}_{2-x}\text{Sr}_x\text{CuO}_4$ is consistent with the experiment results. The relation of the superconducting gap (SG) and the pseudogap (PG) was discussed. Spin density wave state is obtained when the order parameter is homogenous distribution.

Keywords: Stripes; Ginzburg-Landau theory; Superconductivity; Charge fluctuations; SDW.

The properties of high-temperature superconductor (HTS) are closely related with the doped concentration. The parent compounds of the cuprate superconductors are antiferromagnetic insulators. When holes are doped into CuO_2 , the long-range antiferromagnetic order turns into the short-range order and then the superconductivity begins to appear. The system has been found to be anomalous at many properties in the underdoped regime. The anomaly becomes weaker with increasing hole concentration and the superconducting properties indicate a BCS-like behavior in the overdoped regime. The doping dependence of almost any physical property about HTS has been intensely studied. The most striking of all is the spin and charge correlations, which change dramatically with doping. The low-energy neutron-scattering studies performed on $\text{La}_{2-x}\text{Nd}_x\text{Sr}_x\text{CuO}_4$ by Yamada et al.¹ have demonstrated that the magnetic peaks displacement initially increases linearly with x before saturating for $x > 1/8$. Recently, Matsuda et al.² found that the linear relation between θ and x still holds in insulating $\text{La}_{2-x}\text{Sr}_x\text{CuO}_4$. In this paper we investigated the relation between θ and x with Ginzburg-Landau (GL) theory and found that the linear relation can be inferred from GL equation if the effective mass m^* may be negative. The possibility of $m^* < 0$ is discussed in the end of our paper.

Localized holes organize into one-dimensional structures called stripes, which has been observed in HTS in many experiments^{3,4,5,6}. The spin modulation also shows one-dimensional properties. Neutron scattering studies reveal that there are two types of twin domains and spin modulation is one-dimensional in each domain for $\text{La}_{2-x}\text{Sr}_x\text{CuO}_4$ and $\text{YBa}_2\text{Cu}_3\text{O}_{6.6}$ ^{7,8}. We think that these one-dimensional properties result from the one-directional modulation of order parameter. Then without magnetic field considered, the first equation of GL

can be written as

$$-\frac{\hbar^2}{2m_1} \frac{\partial^2 \psi}{\partial l^2} + \psi \left(\frac{\hbar^2}{2m_1} \frac{\partial^2}{\partial l^2} - \frac{1}{2} \left(\frac{\partial \phi}{\partial l} \right)^2 \right) = 0, \quad (1)$$

where m_1 is the component of the effective mass in 1 direction, $\psi = \frac{1}{\sqrt{n_s}} \psi_0 e^{i\phi}$ is the order parameter, which only varies along l and is equal in direction perpendicular to l , where $n_s(r)$ is the local condensed carrier density and ϕ is the phase of the effective wave function.

Taking $f = \frac{\psi}{\psi_0}$ as the dimensionless effective wave function where $\int_0^L f^2 dl = 1$, under the condition $m_1 < 0$, the equation (1) reduces to

$$-\frac{\hbar^2}{2m_1} \frac{\partial^2 f}{\partial l^2} = f(1 - f^2), \quad (2)$$

where $\frac{\hbar^2}{2m_1} = \frac{\hbar^2}{2m_1} \frac{1}{f^2}$. We take $l = 0$ where f has the minimum. Then the boundary condition is

$$f(0) = f_0,$$

$$\frac{\partial f}{\partial l} \Big|_{l=0} = 0. \quad (3)$$

The dependence of f^2 on the space coordinate l is shown in Fig. 1. The spatial distribution of the order parameter is sensitive to f_0^2 . When f_0^2 is close to 0, the phase separation is obvious. The condensed carriers get together and form periodically charged stripes. Between the charged stripes are antiferromagnetic (AF) stripes where few condensed carriers can be found and the microscope composition is similar with the parent compounds of the cuprate superconductors. It is shown that AF stripes are wider than charge stripes when $f_0^2 = 0.01$ in Fig. 1, which is more distinct when further decreasing f_0^2 . The structure of narrow charged stripes between

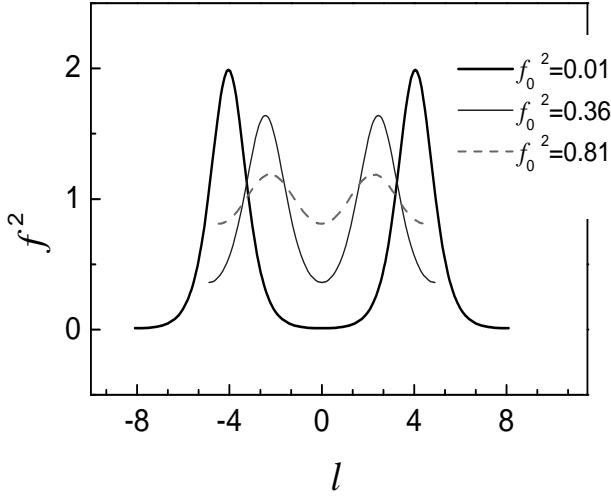


FIG. 1: $f^2 = \frac{j_0^2}{j_0^2}$ as a function of space coordinate l (in units of $\frac{1}{j_0^2}$) for $f_0^2 = 0.01; 0.36; 0.81$

wider AF stripes has been confirmed at some cuprates. When f_0^2 is close to 1, the carrier density fluctuation is similar to the charge density wave.

The average condensed carrier density is defined as

$$\bar{n} = \frac{1}{Z} \int_{-\frac{Z}{2}}^{\frac{Z}{2}} j_0^2 dl = \frac{1}{j_0^2} \frac{1}{Z} \int_{-\frac{Z}{2}}^{\frac{Z}{2}} f^2 dl; \quad (4)$$

where $\frac{1}{j_0^2}$ is the order parameter modulation period. The dependence of \bar{n} on $\frac{1}{j_0^2}$ is shown in Fig. 2. \bar{n} varies linearly with $\frac{1}{j_0^2}$ as

$$\bar{n} = \frac{j_0^2}{k} \frac{1}{j_0^2} \quad (5)$$

for $\frac{1}{j_0^2} < 0.6j_0^2$, where $k = \frac{4}{15}$ is the slope of the broken line. Because that the modulation wavevector $\frac{1}{j_0^2}$ is proportional to the inverse of the charge modulation period, namely

$$\frac{1}{j_0^2} = \frac{2\pi}{a}; \quad (6)$$

where a is lattice constant of ab plane, and the condensed carrier density \bar{n} is proportional to Sr concentration x for $\text{La}_{2-x}\text{Sr}_x\text{CuO}_4$ if all of carrier condensed, the equation (5) denotes

$$\bar{n} \propto x \quad (7)$$

when $\frac{1}{j_0^2} < 0.6j_0^2$. The modulation wavevector reaches the maximum $\frac{1}{2a} = \frac{1}{15}$ when the order parameter is homogenous distribution. These results accord well with the neutron scattering measurements on $\text{La}_{2-x}\text{Nd}_y\text{Sr}_x\text{CuO}_{4^{1,2}}$, which demonstrated that the magnetic peaks displacement increases linearly with x before saturating for $x > 1=8$.

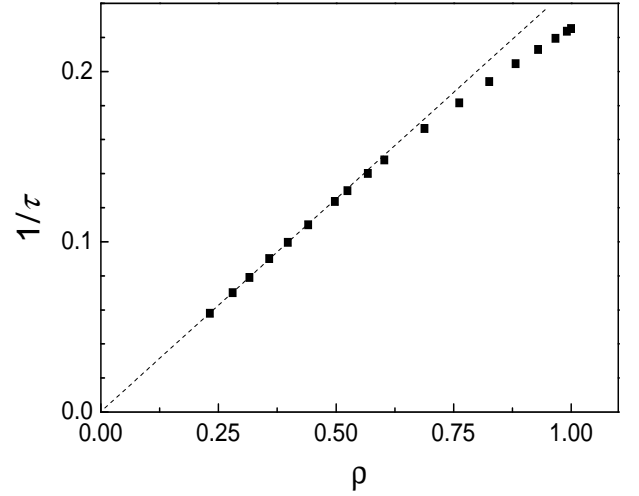


FIG. 2: The dependence of inverse of charge modulation period $\frac{1}{j_0^2}$ (in units of $\frac{1}{j_0^2}$) on the condensed carrier density ρ (in units of j_0^2).

The relation of f_0^2 with the condensed carrier density is shown in Fig. 3. When $\frac{1}{j_0^2}$ is smaller than $\frac{1}{j_0^2} = 0.35j_0^2$, f_0^2 is almost 0 and the superconducting phase is local and separated, which leads to that the system does not show global superconductivity. It is obvious the temperature of the global superconductivity T_c is determined by the value of f_0^2 at ground state. Expanding T_c with the value of f_0^2 at ground state by Thaler Formula, we have that T_c is proportional to f_0^2 when $f_0^2 \ll 1$. Because all of carrier condensed at ground state, so $\frac{1}{j_0^2} \propto x$. Therefore, in fact, Fig. 3 reveals the dependence of T_c on Sr concentration x . $\frac{1}{j_0^2} = 0.35j_0^2$ just corresponds to the Sr concentration x_c of non-superconductor to superconductor transition. According to the fact that modulated wave vector has maximum at $\frac{1}{j_0^2} = \frac{1}{15}$ by our result and is saturating at $x = 1=8$ by experiment¹, we evaluated x_c to be about 0.044 for $\text{La}_{2-x}\text{Sr}_x\text{CuO}_4$.

The average free energy

$$F_s = \frac{1}{Z} \int_{-\frac{Z}{2}}^{\frac{Z}{2}} \left[j_0^2 f^2 + \frac{1}{2} j_0^4 + \frac{1}{2m_1} j_0^2 (\hbar v_F)^2 f^2 \right] dl; \quad (8)$$

where the free energy of the system in the normal state is taken as zero. The relation of F_s (in units of j_0^2) and $\frac{1}{j_0^2}$ is shown in Fig. 4. F_s decreases monotonically with increasing the condensed carrier density (note: $\frac{1}{j_0^2}$ is negative). It indicates that more and more carriers condensed with decreasing the temperature. An intriguing phenomenon is that F_s is weak-dependence on $\frac{1}{j_0^2}$ when $\frac{1}{j_0^2} \rightarrow 1$, which means that the pairs can be excited without energy losing. Namely, the energy gap has node.

The electrons begin to pair below the phase transition temperature. But the system is still at normal states because the superconducting phase is local at low pairs concentration. The electron pairs lead to the decrease of density of states in Fermi surface, which results in the

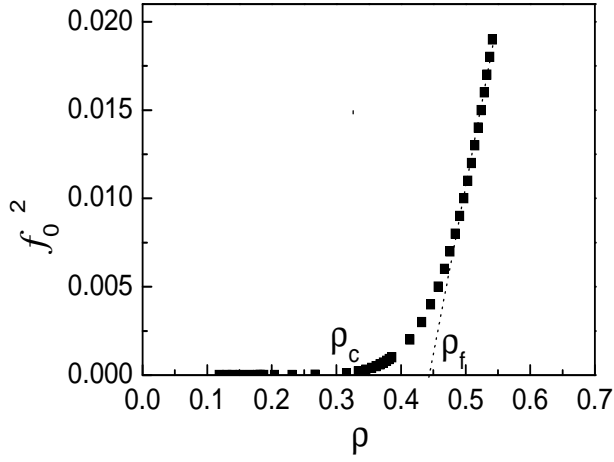


FIG. 3: f_0^2 as a function of the condensed carrier density (in units of $j_0 j_f$)

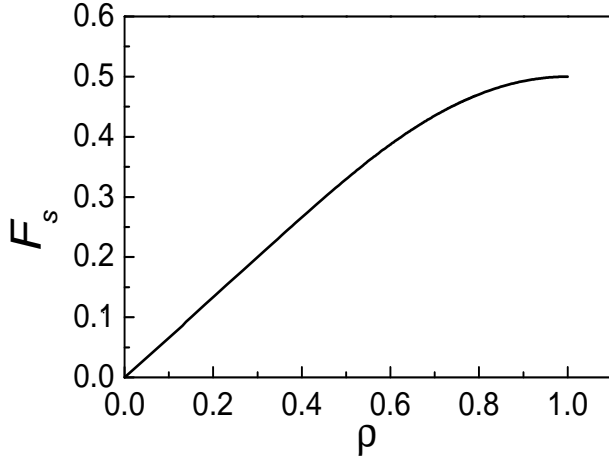


FIG. 4: The dependence of the free energy F_s (in units of $j_0 j_f$) on the condensed carrier density (in units of $j_0 j_f$).

anomalies of normal state transport properties and the opening of the PG. The normal state PG turns into the SG when the local superconducting phase evolves into the global one. Therefore it is natural that many experiments, such as angle-resolved photoemission, tunnelling spectroscopy, nuclear magnetic resonance and neutron scattering, reveal that SG emerges from the normal state PG and is of the same size and k dependence as PG⁹. Even all of carriers transform into pair electrons, the superconducting phase is still local and separate for $x < x_c$ ($= 0.044$ for $\text{La}_{2-x}\text{Sr}_x\text{CuO}_4$). The system does not show global superconductivity in any temperature. They become insulators because the local superconducting phase consumes all of carrier at low temperature. For $x > x_c$, the local superconducting phase can always evolve into the global one at certain temperature. Therefore the x_c is the concentration of insulator to superconductor transition. Since the transition concentration is determined

by extending the experiment data of T_c to $T_c = 0\text{K}$ in experiment, it may be arbitrary a value between x_c and x_f . This gives out a likely explanation why the transition concentration reported by different experiment groups is obvious disagreement. $x_c = 0.034j_0 j_f$ and $x_f = 0.045j_0 j_f$ respectively corresponds to $x = 0.044$ and $x = 0.056$ for $\text{La}_{2-x}\text{Sr}_x\text{CuO}_4$, which is well consistent with the experiment result $x = 0.05 \pm 0.06$ ^{10,11}.

Now we can draw some conclusions list as follows. (1) The modulate wave vector in insulator and underdoped superconductor has the same dependence on doped concentration, $1/x$, which is verified by neutron scattering experiment on $\text{La}_{2-x}\text{Sr}_x\text{CuO}_4$ ². (2) There is local superconducting phase in insulator. The Josephson effect experiment by Decca et al¹² demonstrated that although the separation (100nm) between two wires is much greater than coherence length, the Josephson effect still be observed. This indicates the existence of an anomalously large proximity effect and shows that the underdoped insulating $\text{YBa}_2\text{Cu}_3\text{O}_{6+x}$ in the gap of the junction readily perturbed into the superconducting state. The opinion that insulating $\text{YBa}_2\text{Cu}_3\text{O}_{6+x}$ has electron pairs will be helpful to understand above anomalously large proximity effect.

Let us consider the second equation of GL only when the order parameter is homogeneous distribution and the magnetic field is perpendicular to CuO_2 plane. Then the equation can be written as

$$\left(\frac{\partial^2}{\partial x^2} + \frac{\partial^2}{\partial y^2}\right)b + \frac{b}{2} = 0; \quad (9)$$

where $\nabla^2 = \frac{1}{e^2 n_s} \frac{1}{m_x + m_y} \nabla^2$; Its solution is

$$b = b_0 \cos(cx + dy + \theta);$$

$$c^2 + d^2 = \frac{1}{2}; \quad (10)$$

where b_0 , θ , c and d is the integral constant. It shows that spin density wave state can appear in superconductor.

Although the negative effective mass is general concept in Solid State Physics, it is still necessary to discuss the possibility of the negative mass of GL theory. GL theory is a phenomenological theory. Considering that GL theory can be derived from the microscopic BCS theory and the meaning of electron mass in BCS theory is clearer than that in GL theory, we first study the electron mass of BCS theory. Ashcroft put forward that in its simplest form the BCS theory makes a gross oversimplification in the basic Hamiltonian that describes the conduction electrons¹³. The conduction electrons are treated in the free electron approximation and the effect of lattice periodic potential (band structure effect) are ignored. The oversimplification may seem surprising because the band theory that describes the effect forms the basis of the modern theory of electrons in solids. Then the questions why BCS theory that ignores the effect can still explain

the conventional superconductivity and whether the effect can be neglected in HTS rise.

To answer these questions, we must consider the effect of the lattice periodic potential. Band theory offers a method for it. The effective mass approximation of band theory shows that the electrons nearby the gap can be treated as free electrons with m^* . The effect of lattice periodic potential is embodied in the m^* . According to the approximation, if Fermi surface is nearby the gap, the conduction electrons can be taken as free electron. Then the lattice periodic potential is considered as long as we replace the mass of bare electron with m^* . The replacement does not influence the BCS major equilibrium predictions. It partly explains why BCS theory that ignores the effect of lattice periodic potential can still successfully explain superconductivity. Comparing with bare electron mass, m^* has a special property. It may be negative. For example, the electrons of top of band have the negative m^* , which is a very important conclusion of band theory. GL theory can be derived from the microscopic BCS theory. Therefore its mass also may be negative. The negative m^* only holds true near the top of the band, which means that j_0 should be limited. We need not be afraid that the minimum of the GL free energy will be unbound from below.

Although the hole description is always introduced when m^* is negative, its application to superconduction

is questioned since the hole is the collective behavior of the whole band, whereas electron pairs are only involved in a thin layer of electrons nearby Fermi surface.

In conclusion, we had only solved the simplest form of GL equations with the negative m^* and gained some interesting results as follows: 1) The superconducting phase is always local and separated originally and evolved into global superconducting phase at the certain pairs concentration $x_c = 0.35j_0/j_0^*$, which explains why the system must be insulator at low doped. 2) The normal state PG turns into the SG when the local superconducting phase evolves into the global one. 3) The modulate wave vector in insulator and underdoped superconductor has the same dependence on doped concentration, $1/x$. Our work reveals, for the first time, that not only Fermi liquid theory can deduce stripe phase, but also their result can accord quantitatively with the neutron scattering experiment. Stripe phase were actually predicted theoretically by t-J model¹⁴, supported by many experiment search and have been suggested to account for many of the unusual properties of high- T_c copper oxide superconductor^{3,5,15,16,17}. So far, it is perceived that the stripe phase can not be deduced from Fermi liquid theory. However our work indicates that Fermi liquid theory does not conflict with the stripe phase. Furthermore, the results can explain well the neutron scattering experiment that t-J model can not.

¹ K. Yamada et al., Physica C 282-287, 85 (1997).

² M. Matsuda et al., Phys. Rev. B 62, 9148 (2000).

³ J. M. Tranquada et al., Phys. Rev. B 54, 7489 (1996).

⁴ E. Borsa et al., Phys. Rev. B 52, 7334 (1995).

⁵ J. M. Tranquada, B. J. Stemlieb, J. D. Axe, Y. Nakamura, and S. Uchida, Nature, 375, 561 (1995).

⁶ R. P. Sharma et al., Nature, 404, 736 (2000).

⁷ J. M. Tranquada, Physica B 241-243, 745 (1998).

⁸ H. A. Mook, D. Pengcheng, F. Dogan, and R. D. Hunt, Nature 404, 729 (2000).

⁹ T. Timusk and B. Statt, Rep. Prog. Phys. 62, 61 (1999).

¹⁰ H. Takagi, T. Ido, S. Ishibashi, M. Uota, and S. Uchida, Phys. Rev. B 40, 2254 (1989).

¹¹ B. Elman et al., Phys. Rev. B 39, 9012 (1989).

¹² R. S. Decca, H. D. Drew, E. O. Sanguil, B. M. Aivov, and J. Guimpel, Phys. Rev. Lett. 85, 3708 (2000).

¹³ Neil W. Ashcroft and N. David Mermin, Solid State Physics (Holt, Rinehart and Winston, New York, 1976).

¹⁴ J. Zannan, and O. Gunnarsson, Phys. Rev. B 40, 7391 (1989).

¹⁵ P. Dai et al., Science 284, 265 (1999).

¹⁶ M. Salkola, V. J. Emery, and S. A. Kivelson, Phys. Rev. Lett. 77, 155 (1996).

¹⁷ T. Noda, H. Eisaki, and S. Uchida, Science 286, 265 (1999).