

Superradiance of low density Frenkel excitons in a crystal slab of three-level atoms: Quantum interference effect

G. R. Jin, P. Zhang, Yu-xi Liu^y, C. P. Sun^{a,b}
Institute of Theoretical Physics, Academia Sinica, Beijing,
100080, China

^yThe Graduate University for Advanced Studies (SOKEN),
Hayama, Kanagawa, 240-0193, Japan
(May 21, 2019)

We systematically study the fluorescence of low density Frenkel excitons in a crystal slab containing N_T V -type three-level atoms. Based on symmetric quasi-spin realization of $SU(3)$ at large N limit, the two mode exciton operators are invoked to depict various collective excitations of the collection of these V -type atoms starting from its ground state. By making use of the rotating wave approximation, the light intensity of radiation for the single lattice layer case is investigated in detail. As a quantum coherence effect, the quantum beat phenomenon is found in light radiated from the two mode excitons initially in coherent states. We also test the above results analytically without the consideration of the rotating wave approximation and the self-interaction of radiation field is also included to avoid unreasonable characteristic equation for decay rates.

PACS numbers: 42.50.Fx, 71.35-y

I. INTRODUCTION

It is well known that the fluorescence of the exciton exhibits super-radiant character due to the appearance of macroscopic transition dipole moment of exciton^{1{12}}. However this collective feature of exciton radiance depends upon dimensionality of crystal. In infinite bulk crystals, the exciton does not radiate because this exciton is dressed with a photon which has the same wave vector due to the transitional symmetry of the total system. As a result, a radiatively stable polariton is formed¹. In the case of lower dimensionality systems, one can show that the exciton decay superradiantly due to breakdown of the translational symmetry. For example the decay rates of exciton are of the order (π/a) for one-dimensional (1D) crystals and $(\pi/a)^2$ for 2D crystals², with π/a being the radiative decay rate for an isolated atom, a the lattice constant, and π the light wavelength.

The enhanced factor $(\pi/a)^D$ in the radiative width of exciton is now regarded commonly as one of evidences of "superradiance"¹⁰, which has been demonstrated in experiments for Frenkel excitons¹³ and Wannier excitons¹⁴. Since the enhanced radiance effect can also appear in the usual superradiance of an ensemble of atoms^{15,16}, how can we distinguish the different features between the fluorescence of the excitons and that of the atomic ensemble? It is known that, in the fully population-inverted atom systems, the atoms radiate independently with each other in the initial stage. The back-action of the emitted photon to the atoms results in the correlation among atoms. Consequently, the atoms become cooperative and thus the fluorescence from the atomic ensemble will show different statistical properties in the initial and final stages. On the other hand, the exciton fluorescence exhibits identical statistical character during the whole process¹⁷. Physically, this is because the initial motions of the single atoms are spatially random in an atomic ensemble, but in semiconductor microcavity (SMC), each two-level atom is collectively fixed in lattice sites.

Without this spatially random features, the optical properties of multidimensional quantum-confined structures (MQCS), such as quantum wells, quantum wires and quantum dots, within SMC have their own specific features in physical processes. Since the optical mode structure of the SMC will alter around the MQCS, many new phenomena, such as tailoring the spontaneous-radiation rate and pattern^{18{20}}, the coupled exciton-photon mode splitting in a SMC^{21,22}, have been demonstrated. The resonant interaction between excitons and a single-mode cavity field and the corresponding detuning effect were further investigated^{23,24}.

Most of these former works mentioned above only deal with two-level lattice atom case, however the three-level atom case may be very useful to implement quantum information encoding and processing^{25{29}}. Over the last few years, the cavity QED with the collective excitations of ensembles of three-level atoms has attracted much attention for quantum computing implementations. In this case, many atoms are entangled through their interaction with the common cavity field. To maintain quantum coherence in this quantum information processing³⁰, it is important to reach the so-called strong coupling regime where the single-photon coherent coupling g_0 ; , the atomic and cavity dissipation (decoherence) rates respectively. It is the symmetric collective excitation that can reach the strong coupling regime without requiring a high dense cavity as g_0 / \sqrt{N} , with N the total number of atoms. In fact the phenomena of super fluorescence or super-radiance^{31{33}} constitute another example of collective state dynamics.

This paper we study the fluorescence of low density excitons in a crystal slab containing V-typed three-level atoms. The purpose of this paper is to investigate the quantum interference effect³⁵ in the time evolution of light intensity. In sec. II, Considering that the existence of the two-level atomic exciton is mathematically associated with the infinite dimensional reducible representation of SU (2) Lie algebra³⁶, we can rationally define the exciton operators for three level case associated with SU (3) algebra, which contains various SU (2) subalgebras. With this conception both the free Hamiltonian and the interaction part can write down in terms of the introduced two-mode exciton operators, which can be described by bosonic operators in the low-density limit. In sec. III, with rotating wave approximation (RWA) for the interaction ($\hbar\omega_c \gg A$), the coupled equations for the exciton-light field system are solved with the help of Weisskopf-Wigner approach (WWA)^{37;38}. In sec. IV, the evolution of electric field is derived for the monolayer case. The light intensity as well as the first- and second-order degree of quantum coherence are calculated to show the new features of exciton fluorescence in three-level crystal slab. We find that the phenomenon of quantum beat appears in the time evolution of the light intensity when the two-mode excitons are initially in coherent states. In sec. V, we consider the roles of both the non-RWA terms and the self-interaction term of photon. This consideration avoids the "non-physics" roots of the characteristic equation when the non-perturbation approach given in Ref.¹⁷ is used. The light intensity is calculated to compare with the results in sec. IV. The conclusions are presented in Sec. VI with some remarks.

coupling constants of \mathbf{g}_1 and \mathbf{g}_2 atomic transitions with transition frequencies ω_1 and ω_2 , respectively. d_1 and d_2 represent corresponding transition dipole moments. We assumed that d_1 and d_2 are parallel and their directions lying in the slab plane.

Introduce the collective operator for the l th layer as

$$\begin{aligned}\hat{A}_l^y &= \frac{1}{N_L} \sum_j \hat{p}_{1j} \hat{h}_{lj}; \hat{A}_l = \frac{1}{N_L} \sum_j \hat{p}_{1j} \hat{h}_{lj}; \\ \hat{B}_l^y &= \frac{1}{N_L} \sum_j \hat{p}_{2j} \hat{h}_{lj}; \hat{B}_l = \frac{1}{N_L} \sum_j \hat{p}_{2j} \hat{h}_{lj};\end{aligned}\quad (2)$$

where N_L is the total lattices sites within each layer. It is easy to prove that, two sets of the operators

$$E_1 = \sum_j \hat{p}_{1j} \hat{h}_{lj}; F_1 = E_1^y; \quad (3)$$

and

$$F_2 = \sum_j \hat{p}_{2j} \hat{h}_{lj}; E_2 = F_2^y; \quad (4)$$

just generate two SU(2) algebras not commuting with each other. This means the four collective operators E_1 , E_2 , F_1 and F_2 do not span a product algebra SU(2) × SU(2). A straightforward calculation in Appendix A checks that they satisfy SU(3) algebra. Actually, the above four collective operators define a spinor realization of SU(3) of $N_L + 1$ dimensions. In meanwhile the unique number N_L , atom number, determines the dimensions $N_L + 1$ of representations of the two SU(2) subalgebras. Since we understood the single mode exciton in terms of the large N_L limit of representations of SU(2), it is easy to prove for SU(3) case that, at a very large N_L and in the low density excitation region, the above defined collective operators \hat{A}_1 and \hat{B}_1 become the bosonic ones obeying the commutation relation

$$[\hat{A}_1, \hat{A}_1^y] = i; [\hat{B}_1, \hat{B}_1^y] = i; \quad (5)$$

In term of these collective operators, the two-mode Frenkel exciton operators with wave vector $\mathbf{k} = \frac{2\pi}{Na}(\mathbf{m} = \frac{1}{2}(N-1); \frac{1}{2}(N-3); \dots; \frac{1}{2}(N-1))$, are just the discrete Fourier transformations for them

$$\begin{aligned}\hat{A}_k &= \frac{1}{N} \sum_l e^{ikla} \hat{A}_l; \\ \hat{B}_k &= \frac{1}{N} \sum_l e^{ikla} \hat{B}_l;\end{aligned}\quad (6)$$

In fact their conjugates \hat{A}_k^y and \hat{B}_k^y are just the generators for the quasi-spin wave states

$$\begin{aligned}\hat{\mathcal{A}}_k &= \hat{A}_k^y |g_1; g_2; \dots; g_{N_T}\rangle; \\ \hat{\mathcal{B}}_k &= \hat{B}_k^y |g_1; g_2; \dots; g_{N_T}\rangle;\end{aligned}\quad (7)$$

Since the operators \hat{A}_k and \hat{B}_k commute with each other for very large N_L and low excitation, they form a two independent boson system. Then we obtain the interaction Hamiltonian for the two-mode Frenkel exciton system coupled to a quantized electromagnetic field

$$\hat{H}_1 = \sum_{\mathbf{q};k} G_1(\mathbf{q}) \hat{O}(\mathbf{k} + \mathbf{q}) (\hat{A}_k + \hat{A}_k^y) \hat{a}_{\mathbf{q}} + \hat{a}_{\mathbf{q}}^y + \sum_{\mathbf{q};k} G_2(\mathbf{q}) \hat{O}(\mathbf{k} + \mathbf{q}) (\hat{B}_k + \hat{B}_k^y) \hat{a}_{\mathbf{q}} + \hat{a}_{\mathbf{q}}^y; \quad (8)$$

where the coupling constants between the photon and excitons take the following form

$$\begin{aligned}G_1(\mathbf{q}) &= \frac{P}{N_T} \frac{1}{g_1(\mathbf{q})} = \frac{S}{N_T} \frac{2}{V h!} \frac{1}{q} d_1; \\ G_2(\mathbf{q}) &= \frac{P}{N_T} \frac{1}{g_2(\mathbf{q})} = \frac{S}{N_T} \frac{2}{V h!} \frac{2}{q} d_2;\end{aligned}\quad (9)$$

here $\delta_q = \frac{1}{N} \sum_{\mathbf{k}} \mathbf{k} \cdot \mathbf{q}$. The wave-vector matching factor¹⁷ in Eq. (8) is

$$O(\mathbf{k} + \mathbf{q}) = \frac{1}{N} \sum_{\mathbf{l}} e^{i(\mathbf{k} + \mathbf{q}) \cdot \mathbf{l}a} = \frac{1}{N} \frac{\sin(\frac{\mathbf{k} + \mathbf{q}}{2} N a)}{\sin(\frac{\mathbf{k} + \mathbf{q}}{2} a)}; \quad (10)$$

which is real and equal to 1 for $\mathbf{k} + \mathbf{q} = 0$, and $O(\mathbf{k} + \mathbf{q}) < 1$, for $\mathbf{k} + \mathbf{q} \neq 0$.

III. MOTION EQUATION WITH ROTATING WAVE APPROXIMATION

In this section we consider the rotating wave approximation (RWA) to deal with the interaction $\frac{e}{m} \mathbf{p} \cdot \mathbf{A}$ between the photon and the multi-atom system. After introducing the two-mode exciton operators Eq. (6) the interaction Hamiltonian between the excitons and photons with RWA is obtained as

$$\hat{H}_{\text{RWA}} = \hbar \sum_{\mathbf{q}; \mathbf{k}} G_1(\mathbf{q}) O(\mathbf{k} + \mathbf{q}) \hat{A}_k^y \hat{a}_q^y + \hat{A}_k^y \hat{a}_q^y + \hbar \sum_{\mathbf{q}; \mathbf{k}} G_2(\mathbf{q}) O(\mathbf{k} + \mathbf{q}) \hat{B}_k^y \hat{a}_q^y + \hat{B}_k^y \hat{a}_q^y; \quad (11)$$

where we have neglected the higher frequency (non-resonant) terms: $\hat{A}_k^y \hat{a}_q^y$, $\hat{A}_k \hat{a}_q$, $\hat{B}_k^y \hat{a}_q^y$, and $\hat{B}_k \hat{a}_q$.

The Heisenberg equations for the exciton and photon operators are

$$i \frac{\partial}{\partial t} \hat{A}_k = \hat{A}_k + \sum_{\mathbf{q}} G_1(\mathbf{q}) O(\mathbf{q} - \mathbf{k}) \hat{a}_q; \quad (12)$$

$$i \frac{\partial}{\partial t} \hat{B}_k = \hat{B}_k + \sum_{\mathbf{q}} G_2(\mathbf{q}) O(\mathbf{q} - \mathbf{k}) \hat{a}_q; \quad (13)$$

$$i \frac{\partial}{\partial t} \hat{a}_q = \hat{a}_q + \sum_{\mathbf{k}} G_1(\mathbf{q}) O(\mathbf{k} - \mathbf{q}) \hat{A}_k + \sum_{\mathbf{k}} G_2(\mathbf{q}) O(\mathbf{k} - \mathbf{q}) \hat{B}_k; \quad (14)$$

Taking the following transform

$$\hat{A}_k \rightarrow \hat{\mathcal{A}}_k = \hat{A}_k e^{i t}; \hat{B}_k \rightarrow \hat{\mathcal{B}}_k = \hat{B}_k e^{i 2 t}; \quad (15)$$

to remove the fast varying factors, we obtain the formal equation for the exciton operator

$$\begin{aligned} \frac{\partial}{\partial t} \hat{\mathcal{A}}_k(t) = & i \sum_{\mathbf{q}} G_1(\mathbf{q}) O(\mathbf{q} - \mathbf{k}) e^{i(\mathbf{q} - \mathbf{k})t} \hat{a}_q(0) \\ & + \sum_{\mathbf{q}; \mathbf{k}^0} G_1(\mathbf{q}) G_2(\mathbf{q}) O(\mathbf{q} - \mathbf{k}) O(\mathbf{k}^0 - \mathbf{q}) \\ & \int_0^t \hat{\mathcal{B}}_{\mathbf{k}^0}(t') e^{i(\mathbf{q} - \mathbf{k})t} e^{i(\mathbf{q} - \mathbf{k}^0)t'} dt' \\ & + \sum_{\mathbf{q}; \mathbf{k}^0} G_1^2(\mathbf{q}) O(\mathbf{q} - \mathbf{k}) O(\mathbf{k}^0 - \mathbf{q}) \\ & \int_0^t \hat{\mathcal{A}}_{\mathbf{k}^0}(t') e^{i(\mathbf{q} - \mathbf{k})t} e^{i(\mathbf{q} - \mathbf{k}^0)t'} dt'; \end{aligned} \quad (16)$$

Here, the first term proportional to $\hat{a}_q(0)$ is so-called quantum noise term, which can be ignored in the problem of spontaneous emission^{37;38}. The second term in the above equation corresponds to a multi-photon processes (MPP) including stimulated emission and absorption. Its contribution can be ignored since it is a higher order term in the standpoint of perturbation³⁷.

As a result of the above mentioned treatments the dynamical equations for exciton process by $\hat{\mathcal{A}}_k(t)$:

$$\frac{\partial}{\partial t} \hat{\mathcal{A}}_k(t) = \sum_{\mathbf{q}; \mathbf{k}^0} G_1^2(\mathbf{q}) O(\mathbf{q} - \mathbf{k}) O(\mathbf{k}^0 - \mathbf{q}) \int_0^t \hat{\mathcal{A}}_{\mathbf{k}^0}(t') e^{i(\mathbf{q} - \mathbf{k})t} e^{i(\mathbf{q} - \mathbf{k}^0)t'} dt'; \quad (17)$$

The equation for $\mathcal{B}_k(t)$ can also be obtained in similar way

$$\frac{\partial}{\partial t} \mathcal{B}_k(t) = \sum_{q; k^0} G_2^2(q) O(q-k) O(k^0-q) \int_0^t \mathcal{B}_{k^0}(t^0) e^{-i(\omega_q - \omega_{k^0})(t-t^0)} dt^0; \quad (18)$$

Then we can apply the Weisskopf-Wigner approximation (W W A) to the above two equations. The integrals over the continuum modes of photon will result in an exponential decay of the exciton state. For example the W W A supposes that $\mathcal{A}_{k^0}(t^0)$ varies sufficiently slowly so that it can be factored outside the integrals, i.e., $\mathcal{A}_{k^0}(t^0) = \mathcal{A}_{k^0}(t)$. The remaining part of time integral can be evaluated as

$$\lim_{t \rightarrow \infty} \int_0^t e^{-i(\omega_q - \omega_{k^0})(t-t^0)} dt^0 = \frac{1}{i(\omega_q - \omega_{k^0})} P - \frac{i}{2(\omega_q - \omega_{k^0})}; \quad (19)$$

where the principal part $P \frac{1}{\omega_q - \omega_{k^0}}$ term leads to a frequency shift related to the Lamb shift.

In this way, one can solve Eqs. (17) and (18) to obtain $\mathcal{A}_{k^0}(t)$, and $\mathcal{B}_{k^0}(t)$. Then substituting them into Eq. (14) the explicit expression for $\hat{a}_q(t)$ in terms of $\hat{A}_k(0)$ and $\hat{B}_k(0)$ can be obtained, further the positive-frequency part of the electric field is

$$\begin{aligned} \hat{E}^{(+)}(z;t) &= i \sum_q \frac{2\hbar\omega_q}{V} \hat{a}_q(t) e^{iqz} \\ &= i \int_{-\infty}^{\infty} dq \frac{\hbar\omega_q L}{2A} \hat{a}_q(t) e^{iqz}; \end{aligned} \quad (20)$$

we have taken the photon normalization volume V to be LA where A is the area of the crystal slab, and let the slab located at the middle of the volume. When L is sufficient large the sum over q has been replaced by an integration: $\sum_q \rightarrow \int_{-\infty}^{\infty} \frac{L}{2\pi} dq$.

For an arbitrary initial state j of excitons, the light intensity is defined as

$$I(z;t) = \frac{c}{2} \hbar \langle j | \hat{E}^{(-)}(z;t) \hat{E}^{(+)}(z;t) | j \rangle; \quad (21)$$

where the symbol " $\langle \rangle$ " means the normal product according to the exciton operators. The first-order degree of coherence of fluorescence is given by

$$g^{(1)}(z;t;t+\tau) = \frac{\frac{c}{2} \hbar \langle j | \hat{E}^{(-)}(z;t) \hat{E}^{(+)}(z;t+\tau) | j \rangle}{I(z;t)I(z;t+\tau)}; \quad (22)$$

Similarly, one can also define the second-order degree of coherence as

$$g^{(2)}(z;t;t+\tau) = \frac{\frac{c^2}{4} \hbar \langle j | \hat{E}^{(-)}(z;t) \hat{E}^{(-)}(z;t+\tau) \hat{E}^{(+)}(z;t+\tau) \hat{E}^{(+)}(z;t) | j \rangle}{I(z;t)I(z;t+\tau)}; \quad (23)$$

IV. QUANTUM INTERFERENCE EFFECT IN LIGHT INTENSITY

In this section, the features of exciton fluorescence in the case of monolayer will be studied in detail. From the definition of the wave vector of excitons, when $N = 1$, it takes only one value $k = 0$ and the wave-vector matching factor $O(q-k) = O(k^0-q) = 1$. Thus with the help of W W A, we get

$$\begin{aligned} \frac{\partial}{\partial t} \mathcal{A}_0(t) &= -\frac{1}{2} \mathcal{A}_0(t); \\ \frac{\partial}{\partial t} \mathcal{B}_0(t) &= -\frac{2}{2} \mathcal{B}_0(t); \end{aligned} \quad (24)$$

in which,

$$\begin{aligned} \gamma_1 &= \frac{4}{\hbar a^2 c} d_1^2 = 3 \frac{\omega_1^2}{a^2} \quad 1; \\ \gamma_2 &= \frac{4}{\hbar a^2 c} d_2^2 = 3 \frac{\omega_2^2}{a^2} \quad 2; \end{aligned} \quad (25)$$

where, $\gamma_j = \frac{4}{\hbar c^3} d_j^2$ is the radiative decay rate of an isolated atom from $|j\rangle_1$ to $|j\rangle_0$, and $\gamma_2 = \frac{4}{\hbar c^3} d_2^2$ is that of $|j\rangle_2$ to $|j\rangle_0$, respectively. $\lambda_j = \frac{c}{\omega_j}$, for $j = 1, 2$, denotes the reduced wavelength. We find that, because of the implementation of WWA and the ignorance of multiphoton scattering processes (MPP) in Eqs. (17) and (18), the two-mode excitons decay independently in exponential rule. Even though our treatment seems to be bold, however, we can still get a useful result that the decay rates of excitons in two dimensional crystal slab are proportional to the enhanced factor $(\omega/a)^2$. In section V, we will consider a more complex case, in which non-perturbation approach is used to restudy the radiative decay rates of the two-mode excitons without WWA and the effects of MPP will be also investigated there.

Substituting the solutions of Eq. (24) to Eq. (14) as well as neglecting the quantum noise operators, we get the explicit expression of the photon annihilation operator $\hat{a}_q(t)$ for the case of monolayer:

$$\hat{a}_q(t) = G_1(q) \hat{A}_0(0) \frac{e^{-i!_q t} e^{-i_1 t - 2}}{!_q + i_1 = 2} + G_2(q) \hat{B}_0(0) \frac{e^{-i!_q t} e^{-i_2 t - 2}}{!_q + i_2 = 2}; \quad (26)$$

Therefore one can obtain the positive frequency part of the electric field operator

$$\hat{E}^{(+)}(z;t) = \frac{\hbar^{-1/2}}{4\pi c} F_A(t) \hat{A}_0(0) + \frac{\hbar^{-1/2}}{4\pi c} F_B(t) \hat{B}_0(0); \quad (27)$$

in which

$$\begin{aligned} F_A(z;t) &= \frac{i}{2} \int_0^Z d!_q 2 \cos(!_q \frac{z}{c}) \frac{e^{-i!_q t} e^{-i_1 t}}{!_q + i_1}; \\ F_B(z;t) &= \frac{i}{2} \int_0^Z d!_q 2 \cos(!_q \frac{z}{c}) \frac{e^{-i!_q t} e^{-i_2 t}}{!_q + i_2}; \end{aligned} \quad (28)$$

where $i_1 = \gamma_1 + i_1 = 2$, $i_2 = \gamma_2 + i_2 = 2$. The integrals in Eq. (28) are converge, and can be expressed as complex Si and Ci functions. Comparing our results with that of Ref.¹⁷, we find that the creation operators of the exciton do not appear in the positive frequency part of the electric field operator due to RWA.

The vacuum state of the exciton can be defined as

$$\hat{A}_0(0) |j\rangle_i = \hat{B}_0(0) |j\rangle_i = 0; \quad (29)$$

Then the Fock states for the two-mode exciton are

$$|j\rangle_{i_A} = \frac{1}{n!} \hat{A}_0^y(0) |j\rangle_i; \quad (30)$$

$$|j\rangle_{i_B} = \frac{1}{m!} \hat{B}_0^y(0) |j\rangle_i; \quad (31)$$

The coherent states can be formally defined as eigenvectors of exciton annihilation operators

$$\begin{aligned} \hat{A}_0(0) |j\rangle_{i_A} &= |j\rangle_{i_A}; \\ \hat{B}_0(0) |j\rangle_{i_B} &= |j\rangle_{i_B}; \end{aligned} \quad (32)$$

It is noticed that this definition can only work well in the low excitation case. This is because the generic expansion of the coherent state concern the Fock state with higher excitation states. However, the coherent states with smaller average exciton numbers can still approximately describe the quantum coherence natures of the exciton systems.

When the exciton system is initially in a separable state with density matrix $\rho(0) = \rho_A \otimes \rho_B$ with both ρ_A as well as ρ_B diagonal in Fock representation, the light intensity is

$$I(z;t) = \frac{1}{8} \hbar^{-1} \frac{1}{A} \langle n \rangle_{i_A} F_A(z;t)^2 + \frac{1}{8} \hbar^{-1} \frac{1}{A} \langle n \rangle_{i_B} F_B(z;t)^2; \quad (33)$$

here, $h n_{i_A}$ and $h n_{i_B}$ denote the initial mean number of A_0 -mode and B_0 -mode excitons, respectively. The two terms in Eq. (33) correspond to the two-mode excitons radiate independently. As shown in Fig. 2, no interference appears in this case. However when A and B are non-diagonal in Fock representation, e.g., the exciton system initially being prepared in a factorized coherent states: $|j_i\rangle = |j_{i_A}\rangle |j_{i_B}\rangle$, the light intensity becomes

$$I(z;t) = \frac{1}{8} h_1 \frac{1}{A} |j_j|^2 F_A(z;t)^2 + \frac{1}{8} h_2 \frac{2}{A} |j_j|^2 F_B(z;t)^2 + \frac{1}{8} h_3 \frac{3}{A} [F_A(z;t)F_B(z;t) + C(z)]; \quad (34)$$

where $h_3 = \frac{P}{1+2}$, $h_3 = \frac{P}{1+2}$. The last term $\frac{1}{8} h_3 \frac{3}{A} [:::]$ leads to an interference phenomenon, as shown in Fig. 3. It's possible to observe the interference in experiment by using a broadband detector³⁷ because with which there is no way to know which mode of excitons the photon received emitted from. This unknowing for the "which-way" detection must result in so called quantum beat phenomenon.

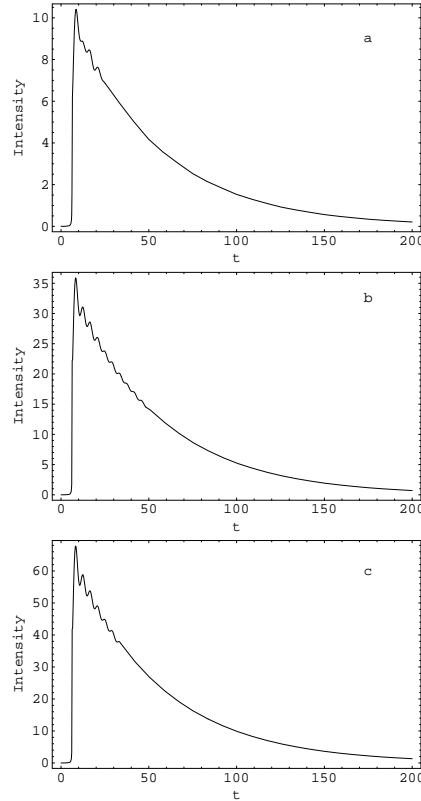
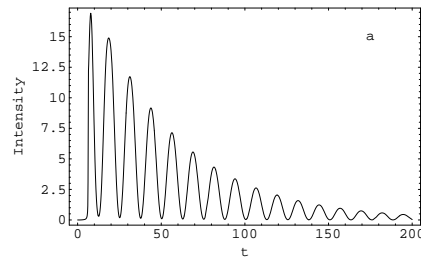


FIG. 2. Time evolution of light intensities $I(z;t)$ at point $z = 2 \text{ cm}^{-1}$. (a) $h n_{i_B} = h n_{i_A}$. (b) $h n_{i_B} = 5 h n_{i_A}$. (c) $h n_{i_B} = 10 h n_{i_A}$. The units of $I(z;t)$ is $\frac{1}{8} h n_{i_A} h_1 \frac{1}{A}$. t is in units of $1 = 1$. $h_1 = 0.01$, $h_2 = 1.5$, $h_3 = 1$.

It's also deserved to mention that when the two-mode excitons are initially in an entangled state with density matrix $\rho(0)$ can not being decomposed into A and B , e.g., $|j_i\rangle = \frac{1}{\sqrt{2}} (|j_{i_A}\rangle |j_{i_B}\rangle + |j_{i_A}\rangle |j_{i_B}\rangle)$, one can also observe quantum beat phenomenon.



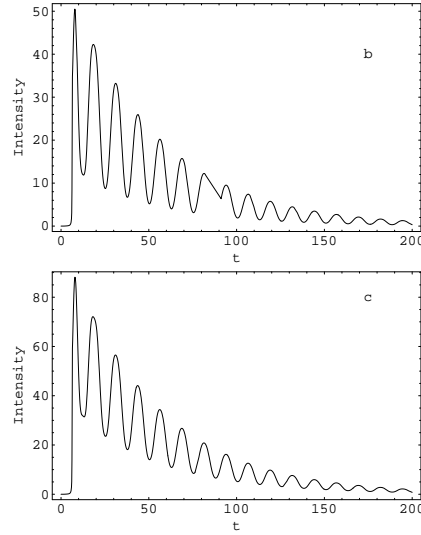


FIG. 3. The time evolution of light intensity for the case of the exciton are initially in a factorized coherent state. (a) $h n_{i_B} = h n_{i_A}$; (b) $h n_{i_B} = 5 h n_{i_A}$; (c) $h n_{i_B} = 10 h n_{i_A}$. Other parameters are the same with Figure 2.

The space distribution of intensity $I(z; t_0)$ with (a) $t_0 = 2 = \frac{1}{c}$, (b) $t_0 = 3 = \frac{1}{c}$, and (c) $t_0 = 5 = \frac{1}{c}$ is shown in Fig. 4. The similar result was obtained in Ref.¹⁷ for single mode exciton in a two-level crystal slab. Here, it is also found that $I(z; t)$ does not vanish immediately as $|z|$ goes beyond ct_0 . A small "tail" penetrates into the space-like region then gradually drops down. This result seem to be exotic, but we guess that this may be due to the in pertinence the approximate method in some special circumstances.

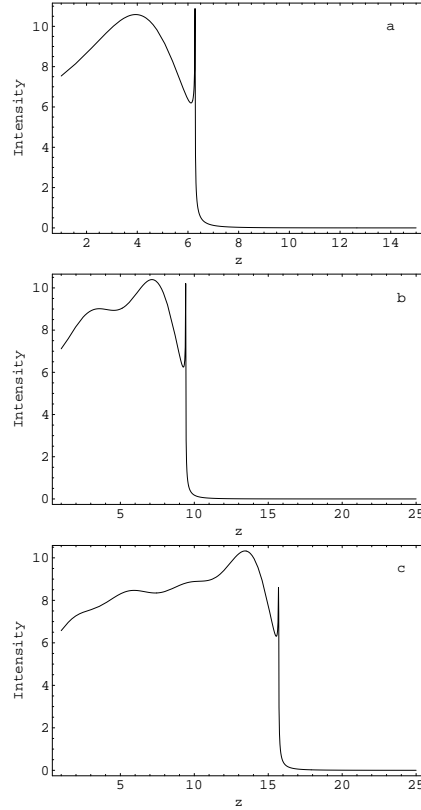


FIG. 4. The space distribution of intensity $I(z; t_0)$ with (a) $t_0 = 2 = \frac{1}{c}$, (b) $t_0 = 3 = \frac{1}{c}$, and (c) $t_0 = 5 = \frac{1}{c}$. $h n_{i_B} = h n_{i_A}$, z is in units of $c = \frac{1}{c}$. Other parameters are the same with Figure 2.

Substituting Eq. (27) into Eq. (22) we get the first-order degree of coherence $g^{(1)}(\tau)$ as a function of τ . When the exciton system is initially in a direct product state of Fock state $|n\rangle_A |m\rangle_B$, as shown in Fig. 5 (a) and (b), $g^{(1)}(\tau)$ oscillates regularly with τ , and trends to 1 with the increase of initial exciton number. For a special case, if one of exciton mode is initially in vacuum state, then $g^{(1)}(\tau) = 1$ with regardless of the another mode state. From Fig. 5(c) we find that $g^{(1)}(\tau)$ also keeps equal to 1 for the case of the excitons being initially in a direct product state of coherent states.

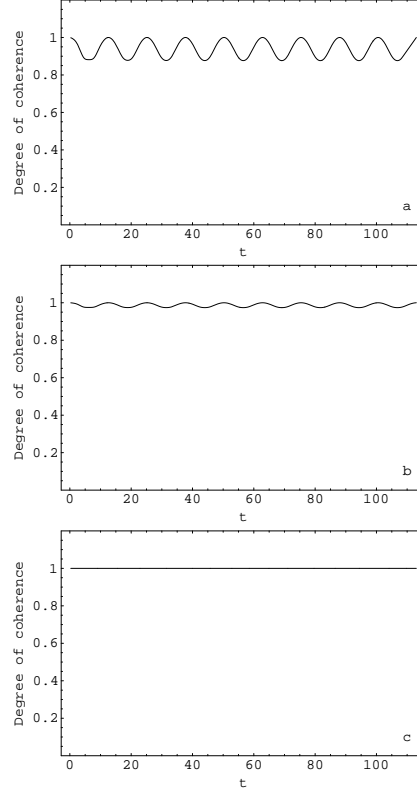


FIG. 5. $g^{(1)}(\tau)$ as a function of τ . $z = 2$, $\omega = 1$, $t = 2$, $\gamma = 0.01$, $\gamma_2 = 1.5\gamma$, $\gamma_1 = \gamma$. (a) The case that the excitons initially is initially in a direct product state of Fock state with $n = 1, m = 10$. (b) The case $n = 1, m = 50$. (c) For a direct product state of coherent state case.

The second degree of coherence $g^{(2)}(\tau)$ as a function of τ is also calculated for the case of a direct product of Fock states as well as coherent states. We find that when one of exciton mode is initially in vacuum state, then $g^{(2)}(\tau) = 1 - 1/n$, for the first case, and $g^{(2)}(\tau) = 1$ for the coherent state case, with regardless of the another mode state. Due to the ignorance of multi-photon scattering events in the derivation of Eq. (17) and Eq. (18), the mode of exciton being initially in vacuum state does not radiate with time evolution. In the following of this paper we will restudy the fluorescence of exciton in a V-typed crystal slab by using non-perturbation approach^{3;6;17}.

V. NON-PERTURBATION APPROACH WITHOUT RW A

In general the rotating-wave approximation and Weisskopf-Wigner approximation are used frequently in quantum optics to study the fluorescence emitted from a single atom system. However, for the case of exciton radiance from a multi-atom system, we do not know exactly if they are valid because of the super-radiance feature of excitons. In this section we will restudy the fluorescence of Frenkel excitons in V-typed crystal slab by using non-perturbation approach^{3;6} without the rotating-wave approximation in the interaction Hamiltonian $(e/mc)P \cdot A$. The self-interaction term $(e^2/2m c^2)A^2$ is also included in our model to avoid un-physical roots in the characteristic equations for excitons dispersion relation¹⁷.

The interaction Hamiltonian H_1 between the Frenkel exciton and photon without RW A has been given in the equation (8) in section II. Our further discussion will also take the self-interaction term $\frac{e^2}{2m c^2}A^2$ into account. In second quantization, this self-interaction Hamiltonian is written as

$$\hat{H}_2 = \sum_{\mathbf{q}; q^0; l} \hbar f(\mathbf{q}; q^0) \hat{a}_{\mathbf{q}} + \hat{a}_{\mathbf{q}}^\dagger \frac{\hbar}{2q^0} \hat{a}_{\mathbf{q}^0} + \hat{a}_{\mathbf{q}^0}^\dagger \frac{\hbar}{2q^0} e^{i(\mathbf{q} + \mathbf{q}^0) \cdot \mathbf{L}}; \quad (35)$$

in which

$$f(\mathbf{q}; q^0) = \frac{N_L e^2}{m c V} \sum_{\mathbf{p}} \frac{1}{p^0} \mathbf{e}_{\mathbf{q}} \cdot \mathbf{e}_{\mathbf{p}}; \quad (36)$$

where $\mathbf{e}_{\mathbf{q}}$ is the unit polarization vector of the $(\mathbf{q}; -)$ -mode photon with $- = 1; 2$. The sum $\sum_{\mathbf{p}} \mathbf{e}_{\mathbf{q}} \cdot \mathbf{e}_{\mathbf{p}}$ had been given for the two-level atom case^{40;17} with certain assumptions. Following them we can give the similar result for the V-typed three-level case (the detailed calculations is given in Appendix B):

$$\begin{aligned} f(\mathbf{q}; q^0) &= \frac{2 N_L}{\hbar c V} \sum_{\mathbf{p}} \frac{1}{p^0} \mathbf{e}_{\mathbf{q}} \cdot \mathbf{e}_{\mathbf{p}} \\ &= \frac{1}{N} \left[\frac{1}{1} G_1(\mathbf{q}) G_1(q^0) + \frac{1}{2} G_2(\mathbf{q}) G_2(q^0) \right]; \end{aligned} \quad (37)$$

By making use of

$$\sum_{\mathbf{l}} e^{i(\mathbf{q} + \mathbf{q}^0) \cdot \mathbf{L}} = N \sum_{\mathbf{k}} \delta(\mathbf{q}^0 - \mathbf{k}) \delta(\mathbf{k} + \mathbf{q}); \quad (38)$$

we can get the self-interaction Hamiltonian of photon \hat{H}_s . The Heisenberg equations for exciton and photon operators can be obtained from the total interaction Hamiltonian $\hat{H}_{int} = \hat{H}_1 + \hat{H}_2$ (Eq. (C1) in Appendix C). Performing half-side Fourier transformation (HSFT)

$$A_{\mathbf{q}}(!) = \int_0^Z \hat{A}_{\mathbf{q}}(t) e^{-i!t} dt \quad (39)$$

on both sides of equations, four algebraic equations about $A_{\mathbf{k}}(!), B_{\mathbf{k}}(!),$ and $a_{\mathbf{q}}(!) (a_{\mathbf{q}}^{\dagger}(!))$ are obtained as listed in Appendix C. Combining these equations we get

$$\begin{aligned} a_{\mathbf{q}}(!) &= \hat{a}_{\mathbf{q}}^{\dagger}(!) \\ &= \frac{2!}{\hbar \hbar \frac{1}{2} c^2} G_1(\mathbf{q}) \sum_{\mathbf{k}} \delta(\mathbf{k} - \mathbf{q}) \\ &\quad \frac{1}{!} A_{\mathbf{k}}(!) - A_{\mathbf{k}}^{\dagger}(!) - i A_{\mathbf{k}}(0) - A_{\mathbf{k}}^{\dagger}(0) \\ &\quad + \frac{2!}{\hbar \hbar \frac{1}{2} c^2} G_2(\mathbf{q}) \sum_{\mathbf{k}} \delta(\mathbf{k} - \mathbf{q}) \\ &\quad \frac{1}{!} B_{\mathbf{k}}(!) - B_{\mathbf{k}}^{\dagger}(!) - i B_{\mathbf{k}}(0) - B_{\mathbf{k}}^{\dagger}(0) \\ &\quad + \frac{i}{!} a_{\mathbf{q}}(0) - \frac{i}{! + \frac{1}{2}} a_{\mathbf{q}}^{\dagger}(0); \end{aligned} \quad (40)$$

for the electric field of the fluorescence. In order to calculate it we need to know $A_{\mathbf{k}}(!), A_{\mathbf{k}}^{\dagger}(!)$ and $B_{\mathbf{k}}(!), B_{\mathbf{k}}^{\dagger}(!)$, which are determined by $a_{\mathbf{q}}(!) + a_{\mathbf{q}}^{\dagger}(!)$. In the appendix C, two coupled equations for $A_{\mathbf{k}}(!), A_{\mathbf{k}}^{\dagger}(!)$ and $B_{\mathbf{k}}(!), B_{\mathbf{k}}^{\dagger}(!)$ are presented in detail. We need solve these two equations consistently and replace them into Eq. (40). Then we get the electric field by the inverse HSFT

$$E(\mathbf{z}; t) = \frac{1}{2} \int_{-1-i}^{1+i} E(\mathbf{z}; !) e^{-i!t} d!; \quad (41)$$

where

$$\begin{aligned} E(\mathbf{z}; !) &= i \sum_{\mathbf{q}} \frac{\hbar}{2 V} \hat{a}_{\mathbf{q}}(!) - \hat{a}_{\mathbf{q}}^{\dagger}(!) e^{i\mathbf{q} \cdot \mathbf{z}} \\ &= i \sum_{\mathbf{q}} \frac{\hbar}{2 A} \hat{a}_{\mathbf{q}}(!) - \hat{a}_{\mathbf{q}}^{\dagger}(!) e^{i\mathbf{q} \cdot \mathbf{z}}; \end{aligned} \quad (42)$$

for sufficient large L .

From the explicit form of electric field operator we can determine the radiative decay rates of Frenkel excitons. For the sake of simplicity, we will restrict ourselves on the monolayer case $N = 1$, in which only zero wave vector of excitons involved in our model. Solving two coupled equations for $A_0(\omega) = A_0^y(\omega)$ and $B_0(\omega) = B_0^y(\omega)$ (see (C13) and (C14) in Appendix C), we get two close equations

$$\begin{aligned} & \omega^2 - \frac{\omega_1^2}{2} - \frac{2!^2}{1} F_{00}^{(1)}(\omega) - \omega^2 - \frac{\omega_2^2}{2} - \frac{2!^2}{2} F_{00}^{(2)}(\omega) \\ & \frac{2!^2}{1} F_{00}^{(3)}(\omega) - \frac{2!^2}{2} F_{00}^{(3)}(\omega) - \frac{\hbar}{A_0(\omega) - A_0^y(\omega)} \\ & = i \omega^2 - \frac{\omega_1^2}{2} - \frac{2!^2}{2} F_{00}^{(2)}(\omega) - \frac{\hbar}{(\omega + \omega_1)A_0(0) - (\omega - \omega_1)A_0^y(0)} \\ & + 2i! F_{00}^{(3)}(\omega) - (\omega + \omega_2)B_0(0) - (\omega - \omega_2)B_0^y(0) \\ & \frac{2!}{1} F_{00}^{(1)}(\omega) - \omega^2 - \frac{\omega_2^2}{2} A_0(0) - A_0^y(0); \end{aligned} \quad (43)$$

and

$$\begin{aligned} & \omega^2 - \frac{\omega_2^2}{2} - \frac{2!^2}{2} F_{00}^{(2)}(\omega) - \omega^2 - \frac{\omega_1^2}{2} - \frac{2!^2}{1} F_{00}^{(1)}(\omega) \\ & \frac{2!^2}{2} F_{00}^{(3)}(\omega) - \frac{2!^2}{1} F_{00}^{(3)}(\omega) - \frac{\hbar}{B_0(\omega) - B_0^y(\omega)} \\ & = i \omega^2 - \frac{\omega_1^2}{2} - \frac{2!^2}{1} F_{00}^{(1)}(\omega) - \frac{\hbar}{(\omega + \omega_2)B_0(0) - (\omega - \omega_2)B_0^y(0)} \\ & + 2i! F_{00}^{(3)}(\omega) - (\omega + \omega_1)A_0(0) - (\omega - \omega_1)A_0^y(0) \\ & \frac{2!}{2} F_{00}^{(2)}(\omega) - (\omega^2 - \frac{\omega_1^2}{2}) B_0(0) - B_0^y(0); \end{aligned} \quad (44)$$

where

$$F_{00}^{(i)}(\omega) = \frac{i \omega_i}{2!}; \quad \omega_i = \frac{a f_i^2}{2c}; \quad f_i^2 = \frac{8}{\hbar a^3} \frac{d_i^2}{\omega_i^2}; \quad (45)$$

for $i = 1, 2, 3$. $\omega_3 = \frac{P}{d_1 d_2}$, $d_3 = \frac{P}{d_1 d_2}$ are geometric average of transition frequencies and dipole moments. $F_{k;k^0}^{(1)}(\omega)$ and $F_{k;k^0}^{(2)}(\omega)$ give the exciton wave function's overlap with different wave vectors for the A_0 -mode and B_0 -mode, respectively, however $F_{k;k^0}^{(3)}(\omega)$ is that between the two mode with wave vectors k and k^0 . Note that the multi-photon scattering events (including the stimulation emission and reabsorption processes) have been taken into account in Eqs. (43) and (44). Then, we get the same characteristic equations for decay rates of the two exciton modes A_0 and B_0 are

$$(\omega) = 0; \quad (46)$$

where

$$(\omega) = (\omega^2 - \frac{\omega_1^2}{2} + i \omega_1)(\omega^2 - \frac{\omega_2^2}{2} + i \omega_2) + \omega_1 \omega_2 \omega^2; \quad (47)$$

The roots of Eq. (46) can be solved exactly,

$$\begin{aligned} \omega_1 &= \omega_1 - i \omega_1/2; \quad \omega_2 = \omega_1 - i \omega_1/2; \\ \omega_3 &= \omega_2 - i \omega_2/2; \quad \omega_4 = \omega_2 - i \omega_2/2; \end{aligned} \quad (48)$$

which determine the poles of $A_0(\omega) = A_0^y(\omega)$ and $B_0(\omega) = B_0^y(\omega)$. The imaginary part of the roots is decay rate of the excitons, and the real part of ω relates to the frequency shift. For the case $\omega_1 = \omega_2 = \omega$, i.e., the degenerate case, we can get

$$\begin{aligned} \omega_1 &= \omega_1; \omega_3 = \omega_0 - \omega_1(1 + \omega_2) = 2\omega_1; \\ \omega_2 &= \omega_2; \omega_4 = \omega_0 - \omega_1(1 + \omega_2) = 2\omega_1; \end{aligned} \quad (49)$$

where

$$\omega_0 = \omega_0 \frac{1}{4(1 + \omega_2)^2} \frac{1}{1 - \frac{(1 + \omega_2)^2}{8}}; \quad (50)$$

For the non-degenerate case $\omega_1 \neq \omega_2$, we assume the physical roots of the characteristic equation are not far away from ω_0 due to the condition $\omega_1 < \omega_0$, therefore we can expand ω_i up to third-order of $\omega_i = \omega_0$. Thus we obtain

$$\begin{aligned} \omega_{01} &= \omega_0 \left[1 - \frac{\omega_1^2}{8\omega_0^2} - \frac{1}{2} \frac{\omega_1 \omega_2}{\omega_0^2} \right]; \\ \omega_{02} &= \omega_0 \left[1 - \frac{\omega_2^2}{8\omega_0^2} - \frac{1}{2} \frac{\omega_1 \omega_2}{\omega_0^2} \right]; \\ \omega_1 &= \omega_0 \left[1 - \frac{\omega_1^2}{8\omega_0^2} - \frac{1}{2} \frac{\omega_1 \omega_2}{\omega_0^2} \right]; \\ \omega_2 &= \omega_0 \left[1 - \frac{\omega_2^2}{8\omega_0^2} - \frac{1}{2} \frac{\omega_1 \omega_2}{\omega_0^2} \right]; \end{aligned} \quad (51)$$

where ω_i with $i = 1, 2$ is given in Eq. (25).

We compare our results with two-level lattice atom case¹⁷, in which the radiative decay rate of excitons is $\Gamma = 3 \frac{\omega^2}{a^2}$, where Γ is the decay rate of an isolated lattice atom, $a = c/\omega$ denotes the reduced wavelength, and physical frequency is $\omega_0 = \omega_0 \frac{1}{8\omega_0^2}$. However, we see from Eqs. (51), for the three-level lattice atom case, the decay rates Γ_i are different from the two-level atom case Γ by a third-order correction, which comes from multi-photon scattering events (including stimulation emission, reabsorption and other high-order processes). Here ω_{01} and ω_{02} denote the frequency shifts for A_0 -mode and B_0 -mode exciton, respectively. For two-level case the frequency shift is $\frac{\omega_1^2}{8\omega_0^2}$. Whereas, for three-level case considered here, the phase shifts for the two-mode exciton are $\frac{\omega_1^2}{8\omega_0^2} + \frac{1}{2} \frac{\omega_1 \omega_2}{\omega_0^2}$, $i, j = 1, 2$, the last term in the frequency shifts is a second-order correction, which can be adjusted by the energy spacing of the upper two levels of lattice atoms.

Finally we can calculate the intensities of the electric field. In the following the electric field operator and the light intensity are calculated to compare with the above results with RWA and without the self-interaction of light field.

From Eq. (43) and Eq. (44), the explicit expressions for $A_0(\omega)$, $A_0^y(\omega)$ and $B_0(\omega)$, $B_0^y(\omega)$ can be obtained, and substitute them into Eq. (40), where we drop the quantum noise terms proportional to $a_q(0)$ and $a_q^y(0)$ in the above calculation. we get the explicit light field operator in terms of the the initial exciton field operators

$$\begin{aligned} a_q(\omega) &= \tilde{a}_q(\omega) \\ &= \frac{2i! G_1(q) (\omega^2 - \omega_0^2)^{\frac{1}{2}}}{(\omega^2 - \omega_0^2 - \omega_1^2)} \left[(\omega + \omega_1) A_0(0) + (\omega - \omega_1) A_0^y(0) \right] \\ &+ \frac{2i! G_2(q) (\omega^2 - \omega_0^2)^{\frac{1}{2}}}{(\omega^2 - \omega_0^2 - \omega_2^2)} \left[(\omega + \omega_2) B_0(0) + (\omega - \omega_2) B_0^y(0) \right]; \end{aligned} \quad (52)$$

From this solution a proper contour integration in the upper complex q plane will give $E(z; \omega)$ in the positive z region outside the crystal slab as the following,

$$\begin{aligned} E(z; \omega) &= i \frac{h \omega_1^2}{cA} \frac{(\omega^2 - \omega_0^2)^{\frac{1}{2}}}{(\omega^2 - \omega_0^2 - \omega_1^2)} \left[(\omega + \omega_1) A_0(0) + (\omega - \omega_1) A_0^y(0) \right] e^{i \frac{\omega}{c} z} \\ &+ i \frac{h \omega_2^2}{cA} \frac{(\omega^2 - \omega_0^2)^{\frac{1}{2}}}{(\omega^2 - \omega_0^2 - \omega_2^2)} \left[(\omega + \omega_2) B_0(0) + (\omega - \omega_2) B_0^y(0) \right] e^{i \frac{\omega}{c} z}; \end{aligned} \quad (53)$$

where A is the area of the layer. As mentioned above we choose the normalization volume for the photon as AL .

The electric field $E(z;t)$ in the positive z region outside the crystal slab can be obtained through inverse half-side Fourier transform for both sides of the above equation Eq. (53). The result is that $E(z;t) = 0$; for $z - ct > 0$; but for $z - ct < 0$,

$$E(z;t) = E^{(+)}(z;t) + H(z); \quad (54)$$

The explicit expression for $E^{(+)}(z;t)$ in Appendix C shows that, in positive z region, the electric field generated by the two-mode exciton is damped exponentially with two eigen-decay rates γ_1 and γ_2 . The corresponding eigen-modes are linear combination of A_0 and B_0 mode. The electric field in negative z region can also be derived similarly and shows that it is a damped wave propagating in the negative z direction.

We can also calculate the positive frequency part

$$E^{(+)}(z;t) = \frac{i}{2} \int_{-\infty}^{\infty} dq \frac{e^{i(qz - \omega t)}}{\omega - \omega_0} a_q(\omega); \quad (55)$$

of the electric field operator through $a_q(\omega)$ independently. A straightforward calculation gives the following results:

$$E^{(+)}(z;t) = 0; \quad (56)$$

for $t < 0$, and

$$E^{(+)}(z;t) = \frac{h}{4Ac} F_A^{(+)}(z;t) A_0(0) + F_A^{(-)}(z;t) A_0^\dagger(0) + \frac{h}{4Ac} F_B^{(+)}(z;t) B_0(0) + F_B^{(-)}(z;t) B_0^\dagger(0); \quad (57)$$

for $t > 0$, where coefficients $F_A^{(+)}(z;t)$ and $F_B^{(+)}(z;t)$ seem to be lengthiness and their expressions is given in the Appendix C.

For an arbitrary exciton initial state j , the light intensity is defined by Eq. (21). When the excitons are initially in a state with density matrix $\rho(0) = \rho_A - \rho_B$, and both ρ_A as well as ρ_B diagonal in Fock representation, the light intensity is

$$I(z;t) = \frac{1}{8} h^2 \frac{1}{A} \text{Im} i_A [F_A^{(+)}(z;t)^2 + F_A^{(-)}(z;t)^2] + \frac{1}{8} h^2 \frac{2}{A} \text{Im} i_B [F_B^{(+)}(z;t)^2 + F_B^{(-)}(z;t)^2]; \quad (58)$$

which is shown in Fig. 6. Compare with the results of Ref.¹⁷, there are no irregular quivers appeared in the light intensity when the two-mode excitons are initially in Fock state.

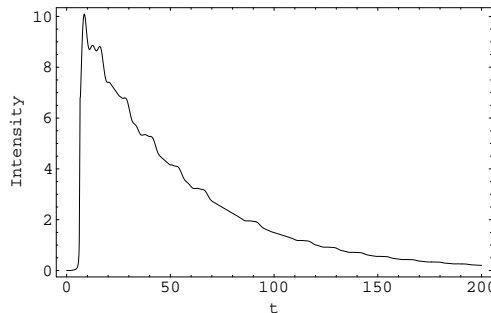


FIG. 6. The light intensity $I(z;t)$ as a function of t . $\text{Im} i_B = \text{Im} i_A$. Other parameters are the same with Fig. 2.

For the excitons initially being in a factorized coherent states, the light intensity becomes

$$\begin{aligned}
I(z;t) = & \frac{1}{8} \hbar \frac{1}{A} \int \int F_A^{(+)}(z;t)^2 + \int \int F_A^{(-)}(z;t)^2 \\
& + (F_A^{(+)}(z;t)F_A^{(-)}(z;t) + F_A^{(-)}(z;t)F_A^{(+)}(z;t)) \\
& + \frac{1}{8} \hbar \frac{2}{A} \int \int F_B^{(+)}(z;t)^2 + \int \int F_B^{(-)}(z;t)^2 \\
& + (F_B^{(+)}(z;t)F_B^{(-)}(z;t) + F_B^{(-)}(z;t)F_B^{(+)}(z;t)) \\
& + \frac{1}{8} \hbar \frac{3}{A} F_A^{(+)}(z;t)F_B^{(+)}(0) + F_A^{(+)}(z;t)F_B^{(-)}(z;t) \\
& + F_A^{(-)}(z;t)F_B^{(+)}(z;t) + F_A^{(-)}(z;t)F_B^{(-)}(z;t) + C.c.; \quad (59)
\end{aligned}$$

where the last term $\frac{1}{8} \hbar \frac{3}{A} F_A^{(+)}(z;t)F_B^{(+)}(0)$ give interference, as shown in Fig. 7. The quantum beats effect is also presented.

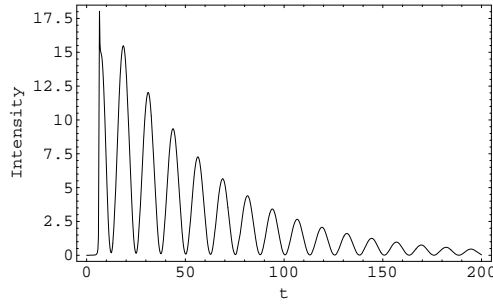


FIG. 7. The light intensity $I(z;t)$ as a function of t with the two-mode excitons initially being in a factorized coherent states, $\ln i_B = \ln i_A$, and other parameters are the same with Fig. 3.

VI. CONCLUSION

In summary we have studied the collective radiations of a collection of many V-type three-level atoms in a crystal slab. By introducing two-mode exciton operators in the large N limits of the collective quasi-spin operators, these coherent radiations can be depicted as the superradiance of low density Frenkel excitons. The exciton superradiance exhibits the stronger coherence natures that the statistical characters of spectrum are identical from the initial to final stages. This is indeed different from the ensemble situation with free-moving atoms that the atoms need a finite-long time to produce a cooperative radiation, the enhanced superradiance. Because quantum decoherence is sufficiently suppressed in the case of fixed atoms in lattice of crystal, the quantum interference phenomenon can be observed for the lights radiated from the two-mode excitons initially in coherent states. As a main result of this paper, this theoretical prediction of quantum beat would be expected to be observed in a practical experiment. It is also pointed out that, the algebraic consideration for the definition of the multimode excitons can be generalized to study other exciton system, e.g., the quasi-spin wave collective excitations of Λ -type atom collection in lattice of crystal that can be used as a new type quantum memory.

ACKNOWLEDGMENTS

This work is supported by the NSF of China and the Knowledge Innovation Program (KIP) of the Chinese Academy of Science. It is also funded by the National Fundamental Research Program of China with No 001GB309310. Y.X. Liu is supported by Japan Society for the Promotion of Science (JSPS) in the Acknowledgments. The authors would like to thank C.Q. Cao, D.L. Zhou and S.X. Yu for valuable discussions.

From the point of view based on the representation of Lie algebra, this section will describes the mathematical origin of definition of exciton operator. Physically, this description will clarify why the conception of exciton based on the collective operators of many atoms can only be valid in the case with low excitation.

We consider an ensemble of N two level atoms with ground states $|j_i^0\rangle$ and the excited ones $|j_i^1\rangle$. Since we can define the quasi-spin with the Pauli operators

$$J_i^{\pm} = \left(\begin{array}{c} j_i \\ \pm \end{array} \right)^y = |j_i^{ii}\rangle\langle j_i^0|; J_i^z = |j_i^{ii}\rangle\langle j_i^0| - |j_i^0\rangle\langle j_i^{ii}| \quad (A1)$$

then the total quasi-angular momentum operators

$$J = \sum_{i=1}^N J_i; J_+ = (J)^y; J_z = \frac{1}{2} \sum_{i=1}^N J_i^z \quad (A2)$$

defines a representation with highest weight $J = N/2$. The $2J + 1$ -dimensional irreducible spinor representation of SU (2) in the symmetric subspace embedding in the total Hilbert space of dimension 2^N .

For a physics system with dynamic symmetry SU (2), its Hamiltonian $H = H(J; J_+; J_z)$ is a functional of J and J_z . Since the Casimir operator J^2 commutes with J and J_z , the eigen-value $j(j+1)$ will keep conservation in the time evolution. Here, j can take one of the integers and half-integers $\frac{N}{2}; \frac{N}{2} - 1; \dots; 0$. In a physical process which one that j takes depends on the initial state of the atomic ensemble. The symmetric state $|j\rangle = \frac{N}{2}; m = \frac{N}{2}; i = |g_1; g_2; \dots; g_N\rangle$ represents the "condensate" that all atoms all in the ground state. It is very similar to the situation of electronic system that the filling in ground state forms the Fermi surface. In this sense we can introduce the atomic collective excitation operators

$$\hat{B}^y = \frac{1}{N} J_+; \hat{B} = \frac{1}{N} J_-; \quad (A3)$$

this is very similar to the exciton operators for electron-hole. Considering that

$$J_z = \frac{1}{2} \left(1 - \frac{4J_+ J_-}{(N+1)^2} \right); \quad (A4)$$

as one solution for the basic angular momentum relation

$$J_x^2 + J_y^2 + J_z^2 = \frac{N}{2} \left(\frac{N}{2} + 1 \right); \quad (A5)$$

$$J_+ J_- = J_x^2 + J_y^2 + J_z = \frac{N}{2} \left(\frac{N}{2} + 1 \right) - J_z^2; \quad (A6)$$

the commutation relation for atomic collective excitation operators

$$[\hat{B}; \hat{B}^y] = \frac{2}{N} J_z; \quad (A7)$$

for atomic collective excitation operators can becomes the bosonic relation $[\hat{B}; \hat{B}^y] = 1$ for those angular momentum state $|j\rangle; M$ with much smaller M in comparison to $N = 2J$. It is to say, in the limit with very large N , the low excitation behaves as a boson and thus we call it atomic exciton. The detailed proof for this was given in ref.²³ by considering the physical realization of q -deformed boson algebra⁴¹ for very large, but finite N . The main point to prove that is to consider that

$$\frac{J_z}{N} = \frac{1}{2} \left(1 - \frac{4J_+ J_-}{(N+1)^2} \right) \rightarrow \frac{1}{2} \left(1 - \frac{4}{N} J_+ J_- \right) \quad (A8)$$

approaches 1 for infinite N . Since the operator can make sense by acting on the symmetric space, only for those low excitation states $|j\rangle; M$ with very small M , $\frac{J_+ J_-}{N}$ can approaches zero so that the bosonic commutation relation is implemented. We can also prove that

$$\hat{B}^\dagger \hat{B} = \sum_{i=1}^{N_L} \hat{c}_i^\dagger \hat{c}_i + O\left(\frac{1}{N}\right) \quad (A 9)$$

This means the free part of many-atomic Hamiltonian can rationally be described as free boson in the large N_L limit.

Because the "condensate" in a ground state plays the crucial role in defining the exciton operators, the introduction of exciton operators has to depend on the configuration of the atoms and thus on the form of interaction. This is just the line, along which we will define the exciton operators for the V-type atomic system with the interaction Hamiltonian³⁶

$$\hat{H}_I = g_1 \hat{a}^\dagger \sum_{i=1}^{N_L} \hat{c}_i^\dagger \hat{c}_i + g_2 \hat{a}^\dagger \sum_{i=1}^{N_L} \hat{c}_i^\dagger \hat{c}_i + H.c. \quad (A 10)$$

It is easy to prove that

$$\begin{aligned} E_1 &= \sum_{i=1}^{N_L} \hat{c}_i^\dagger \hat{c}_i; F_1 = \sum_{i=1}^{N_L} \hat{c}_i^\dagger \hat{c}_i \\ E_2 &= \sum_{i=1}^{N_L} \hat{c}_i^\dagger \hat{c}_i; F_2 = \sum_{i=1}^{N_L} \hat{c}_i^\dagger \hat{c}_i \\ H_1 &= \frac{1}{2} \sum_{i=1}^{N_L} \hat{c}_i^\dagger \hat{c}_i \hat{c}_i^\dagger \hat{c}_i; \\ H_2 &= \frac{1}{2} \sum_{i=1}^{N_L} \hat{c}_i^\dagger \hat{c}_i \hat{c}_i^\dagger \hat{c}_i; \end{aligned} \quad (A 11)$$

generate SU(3) algebra with the Cartan subalgebra spanned by H_1 and H_2 . The basic commutation relations are

$$\begin{aligned} [H_1, E_1] &= E_1; [H_1, F_1] = -F_1; \\ [H_2, E_2] &= E_2; [H_2, F_2] = -F_2; \\ [H_2, E_1] &= \frac{E_1}{2}; [H_2, F_1] = \frac{F_1}{2}; \\ [H_1, E_2] &= \frac{E_2}{2}; [H_1, F_2] = \frac{F_2}{2}; \end{aligned} \quad (A 12)$$

Two sets of the operators $\{E_1, F_1, H_1\}$ and $\{E_2, F_2, H_2\}$ generate two non-commutation SU(2) subalgebras. Actually, the above four collective operators define a spinor realization for the symmetric representation of SU(3) in $N_L + 1$ dimensional space. The atom number N_L , determine the dimensions $N_L + 1$ of representations. In this sense we can understand the two mode excitation in terms of the large N_L limit of representations of SU(3), which is just corresponds to the low density excitation region. Thus we can define the collective operators

$$\begin{aligned} \hat{b}_1 &= \frac{1}{\sqrt{N}} F_1; \hat{b}_1^\dagger = \frac{1}{\sqrt{N}} E_1; \\ \hat{b}_2 &= \frac{1}{\sqrt{N}} E_2; \hat{b}_2^\dagger = \frac{1}{\sqrt{N}} F_2; \end{aligned} \quad (A 13)$$

For very large N_L , it is easy to check that

$$[\hat{b}_i, \hat{b}_j^\dagger] = \delta_{ij}; i, j = 1, 2; \quad (A 14)$$

APPENDIX B: THE SELF-INTERACTION TERM OF THE LIGHT FIELD

In this section we will calculate $e_q \cdot e_{q'}$ for the three-level case. For an atom with a complete set of eigenvectors $|j\rangle$, we have

$$\begin{aligned}
e_q \phi^0 &= \hbar \mathbf{j}_q \cdot \mathbf{e}^0 \mathbf{j}_i \\
&= \frac{1}{i\hbar} \sum_n \hbar \mathbf{j}_q \cdot \mathbf{x} \mathbf{j}_i \mathbf{n} \cdot \mathbf{p}_q^0 e^{\mathbf{j}_i} \\
&= \frac{1}{i\hbar} \sum_n \hbar \mathbf{j}_q \cdot \mathbf{p} \mathbf{j}_i \mathbf{n} \cdot \mathbf{x}_q^0 e^{\mathbf{j}_i} \\
&= \frac{2m}{\hbar e^2} \sum_n \hbar \mathbf{j}_q \cdot \mathbf{d} \mathbf{j}_i \mathbf{n} \cdot \mathbf{j}_q^0 e^{\mathbf{j}_i};
\end{aligned} \tag{B 1}$$

where we have used $[\mathbf{x}; \mathbf{p}] = i\hbar$, $\mathbf{p} = \frac{m}{i\hbar} \mathbf{x} \hat{H}_A - \hat{H}_A \mathbf{x}$. \hat{H}_A is the free atomic Hamiltonian and gives the eigenvalue equation: $\hat{H}_A \mathbf{j}_i = E_n \mathbf{j}_i$.

For the V-type three-level case, we take the three-level approximation for the above equation as in ref.¹⁷ for two level atom, obtaining

$$\begin{aligned}
e_q \phi^0 &= \frac{2m}{\hbar e^2} [\omega_1 (e_q \cdot \mathbf{d}) (d_1 \cdot \phi^0) \\
&\quad + \omega_2 (e_q \cdot \mathbf{d}) (d_2 \cdot \phi^0)];
\end{aligned} \tag{B 2}$$

where $\omega_1 = (E_{e_1} - E_g)/\hbar$ and $\omega_2 = (E_{e_2} - E_g)/\hbar$ are atomic transition frequencies for $\mathbf{j}_i \rightarrow \mathbf{j}_{e_1}$ and $\mathbf{j}_i \rightarrow \mathbf{j}_{e_2}$, respectively. $d_1 = \hbar e_1 \mathbf{j}_i \mathbf{j}_i = \hbar \mathbf{j}_i \mathbf{j}_{e_1}$ and $d_2 = \hbar e_2 \mathbf{j}_i \mathbf{j}_i = \hbar \mathbf{j}_i \mathbf{j}_{e_2}$ are the corresponding transition dipole moments. Choosing e_q as the following

$$\begin{aligned}
e_{q1} \cdot \mathbf{d} &= d_1; e_{q1} \cdot \mathbf{d} = d_2; \\
e_{q02} \cdot \mathbf{d} &= 0; e_{q02} \cdot \mathbf{d} = 0;
\end{aligned} \tag{B 3}$$

then we get

$$e_q \phi^0 = \frac{2m}{\hbar e^2} [\omega_1 d_1^2; \omega_1; \omega_1 + \omega_2 d_2^2; \omega_1; \omega_1]; \tag{B 4}$$

Substituting ϕ^0 into $f(q; q^0)$, we get Eq. (37) in section V. It is noticed that, for our case with single direction polarization of light, $e_q \cdot \phi^0 = 1$ strictly, but the cut-off of the complete relation for the sum by only take 3 levels leads to the departure from one. Only with this cut-off approximation the exactly-solvable mode is built for the two mode excitons coupling to the quantized electromagnetic fields.

APPENDIX C: DETAILED NON-PERTURBATION CALCULATION

In this Appendix, we will add the necessary details and list the more expatiatory expressions for the section V. We start from the total interaction Hamiltonian

$$\begin{aligned}
\hat{H}_{int} &= \hbar \sum_{\mathbf{k}} G_1(q) O(\mathbf{k} + \mathbf{q}) \hat{A}_{\mathbf{k}} + \hat{A}_{\mathbf{k}}^y \hat{a}_{\mathbf{q}} + \hat{a}_{\mathbf{q}}^y \hat{a}_{\mathbf{q}^0} \\
&\quad + \hbar \sum_{\mathbf{k}}^{q,k} G_2(q) O(\mathbf{k} + \mathbf{q}) \hat{B}_{\mathbf{k}} + \hat{B}_{\mathbf{k}}^y \hat{a}_{\mathbf{q}} + \hat{a}_{\mathbf{q}}^y \hat{a}_{\mathbf{q}^0} \\
&\quad + \hbar \sum_{\mathbf{k}}^{q,k} \frac{1}{2} G_1(q) G_1(q^0) O(q^0 - \mathbf{k}) O(\mathbf{k} + \mathbf{q}) \hat{a}_{\mathbf{q}} + \hat{a}_{\mathbf{q}}^y \hat{a}_{\mathbf{q}^0} + \hat{a}_{\mathbf{q}^0}^y \hat{a}_{\mathbf{q}} \\
&\quad + \hbar \sum_{\mathbf{k}; q^0; k} \frac{1}{2} G_2(q) G_2(q^0) O(q^0 - \mathbf{k}) O(\mathbf{k} + \mathbf{q}) \hat{a}_{\mathbf{q}} + \hat{a}_{\mathbf{q}}^y \hat{a}_{\mathbf{q}^0} + \hat{a}_{\mathbf{q}^0}^y \hat{a}_{\mathbf{q}} :
\end{aligned} \tag{C 1}$$

which includes the non RWA terms and the self-interaction of the light field.

The half-side Fourier transformation (HSFT) of the Heisenberg equations govern by the total Hamiltonian (C 1) are

$$(i\partial_t - \epsilon_{\mathbf{k}}) A_{\mathbf{k}}(!) = \sum_{\mathbf{q}} G_1(q) O(\mathbf{q} - \mathbf{k}) a_{\mathbf{q}}(!) + a_{\mathbf{q}}^y(!) + iA_{\mathbf{k}}(0); \tag{C 2}$$

$$(i\partial_t - \epsilon_{\mathbf{k}}) B_{\mathbf{k}}(!) = \sum_{\mathbf{q}} G_2(q) O(\mathbf{q} - \mathbf{k}) a_{\mathbf{q}}(!) + a_{\mathbf{q}}^y(!) + iB_{\mathbf{k}}(0); \tag{C 3}$$

for excitons and

$$\begin{aligned}
& \frac{1}{i\hbar} \frac{d}{dt} \langle a_q(t) \rangle \\
&= \frac{1}{i\hbar} G_1(q) \langle a_q(t) \rangle + \frac{1}{i\hbar} G_2(q) \langle a_q(t) \rangle \\
&+ \frac{1}{i\hbar} G_1(q) \langle a_q(t) \rangle + \frac{1}{i\hbar} G_2(q) \langle a_q(t) \rangle \\
&+ i a_q(0);
\end{aligned} \tag{C 4}$$

$$\begin{aligned}
& \frac{1}{i\hbar} \frac{d}{dt} \langle a_q^y(t) \rangle \\
&= \frac{1}{i\hbar} G_1(q) \langle a_q^y(t) \rangle + \frac{1}{i\hbar} G_2(q) \langle a_q^y(t) \rangle \\
&+ \frac{1}{i\hbar} G_1(q) \langle a_q^y(t) \rangle + \frac{1}{i\hbar} G_2(q) \langle a_q^y(t) \rangle \\
&+ i a_q^y(0);
\end{aligned} \tag{C 5}$$

for photons. Here, we have eliminated $\langle a_q(t) \rangle$ and $\langle a_q^y(t) \rangle$ in derive of Eqs. (C 4) and (C 5).

Combining the above two equations we get

$$\begin{aligned}
& \frac{1}{i\hbar} \frac{d}{dt} \langle a_q(t) \rangle + \frac{1}{i\hbar} \frac{d}{dt} \langle a_q^y(t) \rangle \\
&= i \langle a_q(t) \rangle + i \langle a_q^y(t) \rangle \\
&+ 2 \frac{1}{i\hbar} G_1(q) \langle a_q(t) \rangle + 2 \frac{1}{i\hbar} G_2(q) \langle a_q(t) \rangle \\
&+ 2 \frac{1}{i\hbar} G_1(q) \langle a_q^y(t) \rangle + 2 \frac{1}{i\hbar} G_2(q) \langle a_q^y(t) \rangle :
\end{aligned} \tag{C 6}$$

Inserting Eq. (C 6) into Eqs. (C 2) and (C 3), by a straightforward calculation, we obtain two coupled equations for the Frenkel exciton operators

$$\begin{aligned}
& \frac{1}{i\hbar} \frac{d}{dt} \langle a_k(t) \rangle \\
&= i \langle a_k(t) \rangle + \frac{1}{i\hbar} G_1(q) \langle a_k(t) \rangle + \frac{1}{i\hbar} G_2(q) \langle a_k(t) \rangle \\
&+ 2i \frac{1}{i\hbar} G_1(q) \langle a_k(t) \rangle + 2i \frac{1}{i\hbar} G_2(q) \langle a_k(t) \rangle
\end{aligned}$$

$$\begin{aligned}
& \frac{2i!}{1} \sum_{k^0}^X F_{kk^0}^{(1)}(!) A_{k^0}(0) A_{k^0}^Y(0) \\
& \frac{2i!}{2} \sum_{k^0}^X F_{kk^0}^{(3)}(!) B_{k^0}(0) B_{k^0}^Y(0) \\
& + \frac{2!}{2} \sum_{k^0}^X F_{kk^0}^{(3)}(!) B_{k^0}(!) B_{k^0}^Y(!) ;
\end{aligned} \tag{C 7}$$

and

$$\begin{aligned}
& \sum_{k^0}^X (!^2 \quad \quad \quad \frac{2!}{2} F_{kk^0}^{(2)}(!) \\
& B_{k^0}(!) B_{k^0}^Y(!) \\
& = i (! + \quad \quad \quad (! \quad \quad \quad B_{k^0}^Y(0) \\
& + 2i! \quad \quad \quad G_2(q) O(q \quad k) \frac{a_q(0)}{!} + \frac{a_q^Y(0)}{! + \quad \quad \quad} \\
& \frac{2i!}{2} \sum_{k^0}^X F_{kk^0}^{(2)}(!) B_{k^0}(0) B_{k^0}^Y(0) \\
& \frac{2i!}{1} \sum_{k^0}^X F_{kk^0}^{(3)}(!) A_{k^0}(0) A_{k^0}^Y(0) \\
& + \frac{2!}{1} \sum_{k^0}^X F_{kk^0}^{(3)}(!) A_{k^0}(!) A_{k^0}^Y(!) ;
\end{aligned} \tag{C 8}$$

where only the initial photon operators are concerned and

$$\begin{aligned}
F_{kk^0}^{(1)}(!) &= \sum_q^X \frac{2! G_1^2(q) O(q \quad k) O(k^0 \quad q)}{!^2 q^2 c^2}; \\
F_{kk^0}^{(2)}(!) &= \sum_q^X \frac{2! G_2^2(q) O(q \quad k) O(k^0 \quad q)}{!^2 q^2 c^2}; \\
F_{kk^0}^{(3)}(!) &= \sum_q^X \frac{2! G_1(q) G_2(q) O(q \quad k) O(k^0 \quad q)}{!^2 q^2 c^2};
\end{aligned} \tag{C 9}$$

The above three factors represent the overlap of exciton wave functions with different wave vectors. We take the photon normalization volume V to be AL where A is the area of the crystal slab, and place the slab at the middle of the volume. When L is sufficient large, the sum over q can be replaced to integration: $\sum_q \rightarrow \frac{1}{2\pi} \int_{-\pi}^{\pi} dq$. Thus

$$F_{kk^0}^{(i)}(!) = \frac{N a_i f_i^2}{4 c^2} \int_{-\pi}^{\pi} dq \frac{O(q \quad k) O(k^0 \quad q)}{q^2 (\frac{L}{c})^2}; \tag{C 10}$$

By carrying out the integrations as in Ref.¹⁷, the explicit expressions are given

$$\begin{aligned}
F_{kk^0}^{(i)}(!) &= \frac{a f_i^2}{8 N c!} \frac{2}{4} \frac{\sin \frac{k^0 + \frac{1}{c}}{2} N a e^{i \frac{k + \frac{1}{c}}{2} N a}}{\sin \frac{k^0 + \frac{1}{c}}{2} a \sin \frac{k + \frac{1}{c}}{2} a} \\
& \frac{\sin \frac{k^0 - \frac{1}{c}}{2} N a e^{i \frac{k - \frac{1}{c}}{2} N a}}{\sin \frac{k^0 - \frac{1}{c}}{2} a \sin \frac{k - \frac{1}{c}}{2} a} \\
& + \frac{\sin \frac{k^0}{2} N a \sin \frac{1}{c} a}{\sin \frac{k^0}{2} a \sin (\frac{k + \frac{1}{c}}{2} a) \sin (\frac{k - \frac{1}{c}}{2} a)} ;
\end{aligned} \tag{C 11}$$

When $N \rightarrow \infty$, the first two terms tend to zero, so that

$$\lim_{N \rightarrow \infty} F_{kk^0}^{(i)}(!) = \frac{af_1^2}{8c!} \frac{\sin \frac{1}{c}a}{\sin(\frac{k+\frac{1}{2}}{2}a) \sin(\frac{k-\frac{1}{2}}{2}a)} k, k^0; \quad (C 12)$$

The above results will determine $a_q(!)$ and $a_q^y(!)$ explicitly in Sec. V.

For single lattice layer case, ignoring the quantum noise terms proportional to $a_q(0)$ or $a_q^y(0)$ induced by the background light field, we obtain the coupled equations of the exciton operators

$$\begin{aligned} & \frac{!^2}{2} \frac{2!^2}{2} F_{00}^{(2)}(!) \frac{h}{2} B_0(!) \frac{i}{2} B_0^y(!) \\ &= i(! + \frac{1}{2}) B_0(0) (! - \frac{1}{2}) B_0^y(0) \\ & \quad \frac{!}{2} F_{00}^{(2)}(!) \frac{h}{2} B_0(0) \frac{i}{2} B_0^y(0) \\ & \quad \frac{!^2}{2} F_{00}^{(3)}(!) \frac{h}{2} A_0(0) \frac{i}{2} A_0^y(0) \\ & \quad + \frac{2!^2}{1} F_{00}^{(3)}(!) \frac{h}{2} A_0(!) \frac{i}{2} A_0^y(!); \end{aligned} \quad (C 13)$$

and

$$\begin{aligned} & \frac{!^2}{2} \frac{2!^2}{1} F_{00}^{(1)}(!) \frac{h}{1} A_0(!) \frac{i}{1} A_0^y(!) \\ &= i(! + \frac{1}{1}) A_0(0) (! - \frac{1}{1}) A_0^y(0) \\ & \quad \frac{!}{2} F_{00}^{(1)}(!) \frac{h}{2} A_0(0) \frac{i}{2} A_0^y(0) \\ & \quad \frac{!^2}{2} F_{00}^{(3)}(!) \frac{h}{2} B_0(0) \frac{i}{2} B_0^y(0) \\ & \quad + \frac{2!^2}{2} F_{00}^{(3)}(!) \frac{h}{2} B_0(!) \frac{i}{2} B_0^y(!); \end{aligned} \quad (C 14)$$

This two equation lead to two decoupled equations (42) and (43) in Sec. V for $A_0(!) = A_0^y(!)$ and $B_0(!) = B_0^y(!)$, giving

$$\begin{aligned} & A_0(!) = A_0^y(!) \\ &= i \frac{!^2}{2 + \frac{1}{2}!} \frac{h}{(!)} (! + \frac{1}{1}) A_0(0) (! - \frac{1}{1}) A_0^y(0) \\ & \quad + \frac{3}{(!)} \frac{h}{(!)} (! + \frac{1}{2}) B_0(0) (! - \frac{1}{2}) B_0^y(0) \\ & \quad - \frac{1}{(!)} \frac{!^2}{2} \frac{h}{2} A_0(0) \frac{i}{2} A_0^y(0); \end{aligned} \quad (C 15)$$

and

$$\begin{aligned} & B_0(!) = B_0^y(!) \\ &= i \frac{!^2}{1 + \frac{1}{1}!} \frac{h}{(!)} (! + \frac{1}{2}) B_0(0) (! - \frac{1}{2}) B_0^y(0) \\ & \quad + \frac{3}{(!)} \frac{h}{(!)} (! + \frac{1}{1}) A_0(0) (! - \frac{1}{1}) A_0^y(0) \\ & \quad - \frac{2}{(!)} \frac{!^2}{1} \frac{h}{1} B_0(0) \frac{i}{1} B_0^y(0); \end{aligned} \quad (C 16)$$

where $(!)$ is defined in Eq. (46). The above two equations determine $a_q(!)$ and $a_q^y(!)$ and give the non-zero electric field $E(z;t)$

$$E(z;t) = E^{(+)}(z;t) + H(z;t); \quad (C 17)$$

$$\frac{\frac{!_3^2}{2} \frac{!_3^2}{2} (!_3 \quad !_1) e^{i!_3 t}}{(!_q \quad !_3) (!_3 \quad !_1) (!_1 \quad !_2) (!_3 \quad !_4)} \#$$

$$\frac{\frac{!_4^2}{2} \frac{!_4^2}{2} (!_4 \quad !_1) e^{i!_4 t}}{(!_q \quad !_4) (!_4 \quad !_1) (!_4 \quad !_2) (!_4 \quad !_3)} \cos !_q \frac{z}{C} ; \quad (C 21)$$

$$F_B^{()}(z;t) = \frac{i}{0} \int_0^Z d!_q \frac{2 !_q^2 \frac{!_1^2}{2} (!_q \quad !_2) e^{i!_q t}}{(!_q \quad !_1) (!_q \quad !_2) (!_q \quad !_3) (!_q \quad !_4)}$$

$$\frac{\frac{!_1^2}{2} \frac{!_1^2}{2} (!_1 \quad !_2) e^{i!_1 t}}{(!_q \quad !_1) (!_1 \quad !_2) (!_1 \quad !_3) (!_1 \quad !_4)}$$

$$\frac{\frac{!_2^2}{2} \frac{!_2^2}{2} (!_2 \quad !_2) e^{i!_2 t}}{(!_q \quad !_2) (!_2 \quad !_1) (!_2 \quad !_3) (!_2 \quad !_4)}$$

$$\frac{\frac{!_3^2}{2} \frac{!_3^2}{2} (!_3 \quad !_2) e^{i!_3 t}}{(!_q \quad !_3) (!_3 \quad !_1) (!_1 \quad !_2) (!_3 \quad !_4)} \#$$

$$\frac{\frac{!_4^2}{2} \frac{!_4^2}{2} (!_4 \quad !_2) e^{i!_4 t}}{(!_q \quad !_4) (!_4 \quad !_1) (!_4 \quad !_2) (!_4 \quad !_3)} \cos !_q \frac{z}{C} ; \quad (C 22)$$

where $!_i; i = 1; 2; 3; 4$ are four roots of the characteristic equation of Eq. (46). All the integrals in the above equations are converge and can be expressed by complex Si and Ci functions.

-
- ^a Electronic address: sunqp@itp.ac.cn
^b Internet www site: <http://www.itp.ac.cn/~sunqp>
¹ J. J. Hopfield, Phys. Rev. 112, 1555 (1958).
² V. M. Agranovich and O. A. Dubovsky, JETP Lett. 3, 223 (1966).
³ E. Hanamura, Phys. Rev. B 38, 1228 (1988).
⁴ T. Itoh, T. Ikehara, and Y. Iwabuchi, J. Lum in. 45, 29 (1990).
⁵ L. C. Andreani, F. Tassone, and F. Bassani, Solid State Commun. 77, 641 (1991).
⁶ J. Knoester, Phys. Rev. Lett. 68, 654 (1992).
⁷ J. Knoester, J. Lum in. 53, 1001 (1992).
⁸ G. Björk, S. Pan, J. Jacobson, and Y. Yamamoto, Phys. Rev. B 50, 17336 (1994).
⁹ G. Björk, S. Pan, J. Jacobson, H. Cao, and Y. Yamamoto, Phys. Rev. B 52, 17310 (1995).
¹⁰ V. M. Agranovich, D. M. Basko, and O. A. Dubovsky, J. Chem. Phys. 106, 3896 (1997).
¹¹ S. D. Boer and D. A. Wiersma, Chem. Phys. Lett. 165, 45 (1990).
¹² H. Fidler, J. Knoester, and D. A. Wiersma, Chem. Phys. Lett. 171, 529 (1990).
¹³ Ya. A. Aisov, Ya. Lippman, and T. Reinot, Opt. Spectrosc. 62, 706 (1987).
¹⁴ B. Devedad, F. Clerot, N. Roy, K. Satzke, B. Semmager, and D. S. Katzer, Phys. Rev. Lett. 67, 2355 (1991).
¹⁵ R. Bonifacio and A. L. Lugiato, Phys. Rev. A 12, 587 (1975).
¹⁶ Y. Kaluzny, P. Goy, M. Gross, J. M. Raimond, and S. Haroche, Phys. Rev. Lett. 51, 1175 (1983).
¹⁷ C. Q. Cao, H. Cao, and Y. X. Liu, Phys. Rev. B 62, 16453, (2000).
¹⁸ K. Nishio, K. Tanaka, I. Nakamura, Y. Lee, and M. Yamashita, Appl. Phys. Lett. 63, 2944 (1993).
¹⁹ Y. Yamamoto, S. Machida, and G. Björk, Phys. Rev. A 44, 657 (1991).
²⁰ E. Burstein and C. Weisbuch, Condensed Electrons and Photons: New Physics and Application (Plenum, New York, 1995).
²¹ C. Weisbuch, M. Nishio, A. Ishikawa, and Y. Arakawa, Phys. Rev. Lett. 69, 3314 (1992).
²² Y. X. Liu, C. P. Sun, and S. X. Yu, Phys. Rev. A 63, 033816 (2001).
²³ Y. X. Liu, C. P. Sun, S. X. Yu, and D. L. Zhou, Phys. Rev. A 63, 023802, (2001).
²⁴ Yu-Xi Liu, N. Imoto, K. Ozdemir, G. R. Jin, and C. P. Sun, Phys. Rev. A 65, 023805 (2002).
²⁵ M. D. Lukin, S. F. Yelin, and M. Fleischhauer, Phys. Rev. Lett. 84, 4232 (2000).
²⁶ M. Fleischhauer and M. D. Lukin, Phys. Rev. Lett. 84, 5094 (2000).
²⁷ M. Fleischhauer and C. Mewes, (quant-ph/0110056).
²⁸ M. Fleischhauer and M. D. Lukin, (quant-ph/0106066).

- ²⁹ M . D . Lukin, M . F leischhauer, R . Cote, L . M . Duan, D . Jaksch, J . I . Cirac, and P . Zoller, Phys. Rev. Lett. 87, 037901 (2001).
- ³⁰ C . P . Sun, H . Zhan, and X . F . Liu, Phys. Rev. A 58, 1810 (1998).
- ³¹ M . G . Raizen, R . J . Thompson, R . J . Brecha, H . J . Kimble, and H . J . Carmichael, Phys. Rev. Lett. 63, 240 (1989).
- ³² Y ifu Zhu, Daniel J . Gauthier, S . E . Morin, Q ilin W u, H . J . Carmichael, and T . W . Mossberg, Phys. Rev. Lett. 64, 2499 (1990).
- ³³ T . Pellizzari, S . A . Gardiner, J . I . Cirac, and P . Zoller, Phys. Rev. Lett. 75, 3788 (1995).
- ³⁴ B . Julsgaard, A . Kozhekin, and E . S . Polzik, Nature 413, 400 (2001).
- ³⁵ J . Knoester, Frank C . Spano, Phys. Rev. Lett. 74, 2780 (1995).
- ³⁶ C . P . Sun, S . X . Yu, Y . B . Gao, (quant-ph/9809079); C . P . Sun, D . L . Zhou, S . X . Yu, Y . X . Liu, and Y . B . Gao, (unpublished)
- ³⁷ P . M eystre, and M . Sargent III, Elements of Quantum Optics (Springer-Verlag, Berlin Heidelberg New York, 1999).
- ³⁸ M . O . Scully, and M . S . Zubairy, Quantum optics (Cambridge University Press, Cambridge, 1997).
- ³⁹ E . Hanamura, J . Phys. Soc. Jpn. 37, 1545 (1974); *ibid*, 37, 1553, (1974).
- ⁴⁰ P . W . Milonni, R . J . Cook, and J . R . Ackerholt, Phys. Rev. A 40, 3764 (1989).
- ⁴¹ C . P . Sun, and H . C . Fu, J Phys. A . Gen. Math. 23, L893 (1989).

