

Effective mass in quasi two-dimensional systems

Klaus Morawetz

Max-Planck-Institute for the Physics of Complex Systems, Noethnitzer Str. 38, 01187 Dresden, Germany

The effective mass of the quasiparticle excitations in quasi two-dimensional systems is calculated analytically. It is shown that the effective mass increases sharply when the density approaches the critical one of metal-insulator transition. This suggests a Mott type of transition rather than an Anderson like transition.

The explanation of the metal to insulator transition (MIT) at low temperatures in quasi two-dimensional systems is still a strongly debated task. A critical discussion of different approaches can be found in Ref. 1. The generic feature of MIT transition is the rapid change from insulating to conducting behavior when the density is increased very slightly at low temperatures. This density driven MIT transitions are usually referred to as Mott transitions. The characteristic feature of the Mott-Hubbard transition is that the increasing effective mass is the reason for increasing resistivity $\rho = m^*/e^2 n$ while the Anderson scenario would assume a vanishing relaxation time τ .

In a recent experiment² it was shown that the effective mass is increasing sharply when approaching the critical density. This would underline the Mott picture rather than the Anderson transition.

Here in this letter we want to substantiate this picture by a quantitative explanation of the experimental values of the effective mass. To this end we will introduce a new approximation which is based on the large mass difference between transport electrons and scattering impurity of donor ions. Our model consists in electrons scattering with heavy ions within the quasi two-dimensional gas. Assuming the motion restricted to the $x-y$ plane, the Coulomb potential in this cylindrical Fermi surface is $V_{ab}(\mathbf{q}_k; \mathbf{q}_l) = 2 e_a e_b \sim \frac{1}{q_k^2 + q_l^2}$.

We want to determine the quasiparticle mass which will be compared to the experimental results. To this end we will use the standard quasiparticle picture based on the Green's function method. As generally known, within this approach the quasiparticle energy and the mass of the model are determined by the real part of the selfenergy according to the following formulas.

First, the quasiparticle energy $\epsilon_k = \epsilon_k^R$ is given as a solution of $[\epsilon_k = \text{Re } \epsilon_k^R]$

$$\epsilon_k - \frac{k^2}{2m} - \text{Re } \Sigma(\mathbf{k}; \epsilon_k^R) = 0 \quad (1)$$

Second, from (1) the effective mass m^* follows as

$$\frac{k}{m^*} = \frac{\partial \epsilon_k}{\partial k} = \frac{k}{m} + \frac{\partial}{\partial \epsilon_k} \frac{\partial \epsilon_k}{\partial k} + \frac{\partial}{\partial k} \frac{\partial \epsilon_k}{\partial k} = \frac{\frac{k}{m} + \frac{\partial \epsilon_k}{\partial k}}{1 - \frac{\partial}{\partial \epsilon_k} \frac{\partial \Sigma}{\partial k}} \quad (2)$$

where the argument has to be put on-shell $\epsilon_k = \epsilon_k^R$ after derivatives.

Now we have to determine the selfenergy. For the scattering of electrons on charged ions or holes it is important to consider the particle-hole fluctuations up to any order. This is considered in dynamically screened approximation (GW) which expresses the self energy by a sum of all ring diagrams, given in figure 1.

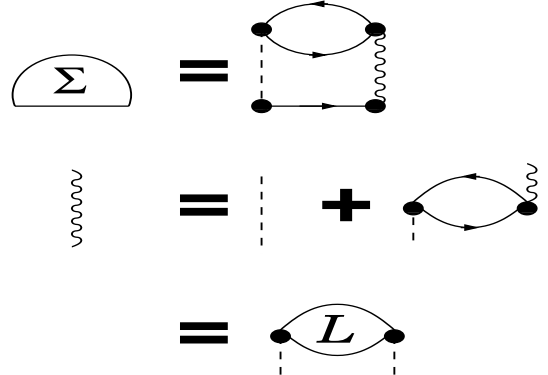


FIG. 1. The selfenergy (first line) in dynamical screened approximation in terms of the screened potential $V = V + V V$ (second line).

Due to the big mass difference between electrons and ions the vertex corrections are suppressed. The experimental data we want to compare with are characterized by a relatively low density of electrons such that the electron-electron contribution can be neglected.

To avoid technical complications with the Matsubara frequencies and the analytical continuation to the real time, we will use the method of the real time nonequilibrium Green's function even for the derivation of the retarded selfenergy in equilibrium. Within this approach the retarded selfenergy of a species noted by the subscript a can be written as

$$\Sigma_a^R(\mathbf{q}; \epsilon) = \sum_{\mathbf{q}'} \frac{d!}{2} \frac{P}{\epsilon - \epsilon' + i0} V_a(\mathbf{q}; \epsilon') \frac{i}{2} V_a(\mathbf{q}; \epsilon) \quad (3)$$

with the imaginary part

$$\text{Im } \Sigma_a(\mathbf{q}; \epsilon) = \text{Im } \Sigma_a^>(\mathbf{q}; \epsilon) + \text{Im } \Sigma_a^<(\mathbf{q}; \epsilon) \quad (4)$$

The correlation parts of the selfenergy, $\Sigma_a^>$, in the dy-

namical screened approximation read

$$\epsilon_a^<(q;!) = \frac{1}{(2\pi)^2} \int_0^Z \frac{dq}{q^2} \frac{d!^0}{2} V_a^<(q;!) G_a^<(k-q;!) : (5)$$

Here, the screened potential V is expressed via the density fluctuation L according to figure 1

$$V_a^<(q;!) = \sum_b V(q)_{ab}^2 L_b^<(q;!) = \sum_b V(q)_{ab}^2 \frac{\epsilon_b^<(q;!)}{\epsilon(q;!)^2} (6)$$

where $E^R(q;!) = \frac{1}{P} \sum_b V_{bb}(q) E_b^R(q;!)$ is the dielectric function and the polarization or free density fluctuation is given by

$$\epsilon_a^<(q;!) = \frac{1}{(2\pi)^2} \int_0^Z \frac{dp}{p^2} \frac{d!^0}{2} G_a^<(p;!) G_a^<(p+q;!) : (7)$$

Since we are on the level of the quasiparticle picture, we can replace in the above formulas all electron and hole correlation functions $G^<$ by their quasiparticle approximation in equilibrium

$$G_a^<(k;!) = f_a^<(k-q;!) (8)$$

where $f_a^< = f_0$, $f_a^> = 1 - f_0$ are the Fermi functions.

As the result we get for the selfenergy (5) in the dynamical screened quasiparticle approximation the formula

$$\epsilon_a^<(q;!) = \sum_b \frac{1}{(2\pi)^2} \int_0^Z \frac{dq}{q^2} V_{ab}(q)^2 f_{a;k-q}^< \frac{1}{d!^0(k-q;!) \sim! \sim!^0} \frac{\epsilon_b^<(q;!)}{\epsilon(q;!)^2} : (9)$$

Since we want to consider here the screening due to the scattering with heavy impurities (or heavy ionic traps or heavy Fermions) we can further approximate this selfenergy. For this purpose we rewrite the free density fluctuation or polarization function $\epsilon^<$ in a different form. In terms of the Bose function $g(x) = 1/(\exp(x/T) - 1)$ the polarization function $\epsilon^<$ reads

$$\epsilon_b^<(q;!) = 2g_b(\sim!) \text{Im} \epsilon_b(q;!) (10)$$

where the imaginary part is

$$\text{Im} \epsilon_b(q;!) = \frac{1}{(2\pi)^2} \int_0^Z \frac{dp}{p^2} (f_{b;p} - f_{b;p+q}) (p - p+q \sim!) : (11)$$

Anal simplification of the selfenergy can be achieved in the limit of heavy masses of the scattering impurities. We are allowed to neglect quantum fluctuations of these impurities which are expressed by $g(\sim!)$ in (10) and replace $g(\sim!) \approx T \sim!$. The selfenergy (9) can then be written as $[V_{ab}^2 = V_{aa} V_{bb}]$

$$\begin{aligned} \epsilon_a^<(q;!) &= 2 \int_0^Z \frac{dq}{(2\pi)^2} V_{aa}(q) f_{a;k-q}^< \frac{1}{d!^0(k-q;!) \sim! \sim!^0} \text{Im} \frac{1}{\epsilon(q;!)} \\ &= 2 T \int_0^Z \frac{dq}{(2\pi)^2} V_{aa}(q) \text{Re} \frac{1}{\epsilon(q;0)} \frac{1}{f_{a;k-q}^<(k-q;!) \sim!} \end{aligned} (12)$$

and the real part of the selfenergy (3) becomes

$$\epsilon_a(k;!) = T \int_0^Z \frac{dq}{(2\pi)^2} V_{aa}(q) \text{Re} \frac{1}{\epsilon(q;0)} \frac{P}{k-q \sim!} : (13)$$

In order to evaluate the effective mass according to (2), it remains to get an expression for the dielectric function. To this end we use the zero temperature expansion of the dielectric function in quasitwo-dimensions³ since the leading temperature dependence is already in front of the integral. This means we consider the electrons as degenerated but the impurity particle-hole fluctuation as classical here. Changing the integration variables $z = q/2p_F$, we then obtain for the real part (13) of the dynamical screened selfenergy $[x = k/2p_F, x_0 = \sim!/4p_F]$

$$\begin{aligned} \epsilon_a(k;!) &= \frac{e_a^2 T m_a}{2\pi p_F x} \int_0^Z \frac{dz}{x^2 + 1} \frac{1}{x_0^2} \frac{d}{1 + 2z \cos \frac{x_0}{x^2} z^2} \\ &= \frac{e_a^2 T m_a}{2\pi p_F x} \int_0^Z \frac{dz}{x_0^2} \frac{d}{1 + 2z \cos \frac{x_0}{x^2} z^2} \\ &= \frac{2 e_a^2 T m_a}{\pi p_F} \begin{cases} \frac{1}{x^2} K \frac{P}{x_0 + x} & 0 < x_0 < x^2 \\ \frac{1}{4x} & x_0 = x^2 \\ \frac{1}{x^2} K \frac{h}{x^2 - x_0} & x_0 > x^2 \end{cases} \end{aligned} (14)$$

with K the complete elliptic integral of first kind and $a = \sim!/2p_F$. The inverse screening length is given by $\sim! = 2e_a^2 m_a = \sim!^2$. The approximate sign concerns the limit of large a which is justified for the parameters used here since for typical densities of $7 \cdot 10^{10} \text{ cm}^{-2}$ we have

$$a = \frac{284.9}{n_a = 7 \cdot 10^{10} \text{ cm}^{-2}} \frac{m}{m} (15)$$

In the same way we can evaluate the imaginary part of the selfenergy (4) with the result

$$\epsilon_a(k;!) = \frac{2 e_a^2 T m_a}{\pi p_F} \frac{1}{x + \frac{P}{x_0}} K \frac{4^P \frac{x_0}{x}}{(x + \frac{P}{x_0})^2} : (16)$$

The linear temperature dependence appears here from the neglect of the quantum fluctuations in the ionic particle-hole fluctuation and is due to screening and

should not be confused with non Fermi liquid behavior. The latter one is more visible in the divergency at the Fermi energy $x_0 = x^2$ in figure 3. Later we will give also the statically screened result which can be considered as a Born approximation of an electron scattering with a neutral impurity in the form of a Debye potential. This selfenergy has a finite zero temperature limit but the imaginary part does not vanish at the Fermi energy though it is not diverging. For a Fermi liquid we would expect a vanishing imaginary part of the selfenergy at the Fermi energy. Therefore this non Fermi liquid behavior here is clearly due to the quasitwo-dimensionality of the system.

The real part is related to this imaginary by the Hilbert transform (3). The more astonishing is the fact that we find here the relation

$$(\mathbf{k}; i) = (\mathbf{k}; \frac{k^2}{2m} - i) \quad (17)$$

which is only valid for this specific type of selfenergy. From the plot in figure 2 we see that the excitations are only for positive frequencies available since we have calculated the first temperature correction.

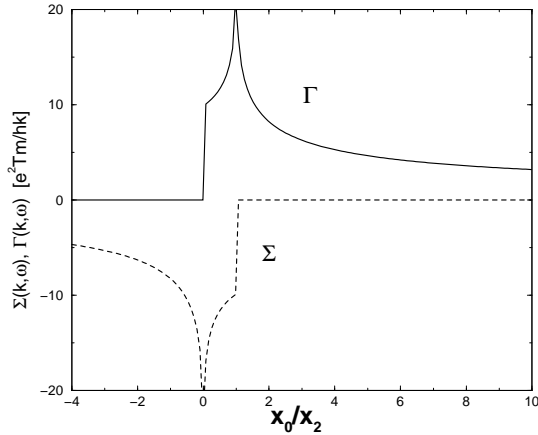


FIG. 2. The real and imaginary part of the first temperature correction of the selfenergy (16) and (14) versus scaled frequency $x_0 = x^2 = 2m\omega/k^2$.

We can now evaluate the effective mass and compare its dependence on the density with the experimental facts in figure 3. Since the real part of the selfenergy (14) has the dependence on momentum and frequency as $1/kF [2m - k^2]$ we see that (2) takes exactly the form

$$\frac{m}{m^*} = \frac{1}{1 + \frac{1}{4} \frac{p_f^2}{m_a} a(p_f; i)} \quad (18)$$

The needed on-shell value of the selfenergy (14) simplifies

$$\frac{a(p_f; \frac{p_f^2}{2m_a})}{f} = \frac{2}{f} \frac{T}{a} \quad (19)$$

with $a = \frac{\hbar^2}{2p_f} = \frac{e_a^2 m_a}{\hbar^2 p_f}$. According to the formulae (18) we obtain a sharp increase of the effective mass for lower densities (figure 3) still above the critical one. This is in very good agreement with the measurements².

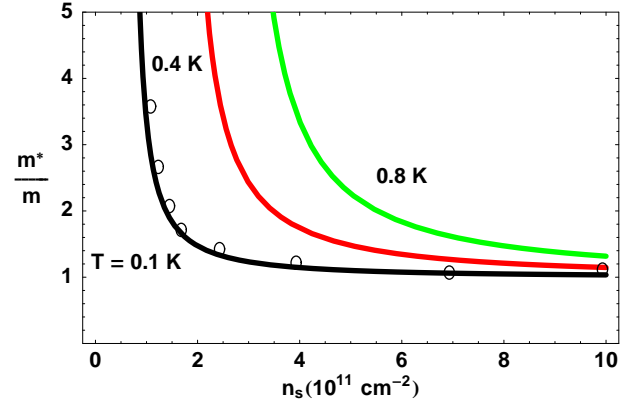


FIG. 3. The effective mass for temperatures 0.1; 0.4; 0.8 K from left to right according to (18). The open circles are experimental values² at $T = 0.1$ K.

The temperature dependence of the effective mass turns out to be linear since from (18) and (19) we obtain

$$\begin{aligned} \frac{1}{m} &= \frac{1}{m} \left(1 - \frac{1}{2} \frac{1}{p_f} a \left(\mathbf{k}; \frac{k^2}{2m} \right) \right)_{k=p_f} \\ &= \frac{1}{m} \left(1 - \frac{2}{f} \frac{T}{a} \right) \quad (20) \end{aligned}$$

This implies a nearly linear temperature dependence for the conductivity, $\sigma = ne^2 \tau / m$, if the relaxation time behaves accordingly. This we will show in a forthcoming paper. The linear temperature dependence has been repeatedly reported in the literature both from experimental and theoretical point of view. Numerical calculations of Coulomb scattering rates on impurities predict a linear temperature dependence of the mobility in silicon inversion layers^{4,5}. This was attributed to the collisional level broadening in the screening function. Related results have been obtained in Ref.⁶ where a substantial suppression of the temperature dependence in the screening function was found. An analytical investigation of screening in quasitwo-dimensional systems was given in Ref.⁷ where a linear temperature term to the conductivity was found.

When the density decreases towards the critical value, the electrons become trapped by the charged impurities forming neutral impurities. This is the mechanism of Mott transition. A corresponding mass action law will then determine the neutral impurity concentration n_i . Above the critical density these neutrals are negligible. We suggest here that the experimental values in figure 3 are well above this value.

To be complete we give now the contribution to the

effective mass if there is a scattering with the neutral impurities. We can use a Debye form of the scattering potential which results formally from the static approximation in (9)

$$V_i(q) = \frac{V(q)}{\epsilon(q;0)} = \frac{2 g_{ab} \tilde{r}_0}{q + \frac{1}{\tilde{r}_0}} : \quad (21)$$

if we introduce the scattering strength $g_{ab} = e_a e_b$ and the range of interaction $r_0 = 1/\tilde{r}_0$. In the second Born approximation⁸ the relation between the scattering strength and the scattering length reads

$$a_0 = \frac{2m}{\tilde{r}_0} g_{ab} r_0^2 \left(1 + \frac{m}{\tilde{r}_0} g_{ab} r_0 \right) : \quad (22)$$

From (9) we obtain now

$$\epsilon_i(k;!) = 2 n_i \int_0^Z \frac{dq}{(2\tilde{r}_0)^2} V_i(q)^2 f_k^< q \quad (! = k q) \quad (23)$$

and instead of (14) the real part of the self energy reads

$$\epsilon_i(k;!) = \frac{g_{ab}^2 n_i}{4 \epsilon_f x^2} \int_0^Z \frac{ds}{\left(\frac{1}{x^2} + \frac{s}{s + \frac{x_0}{x^2} + 1}\right)^2} \frac{1}{s^2 \frac{4x_0}{x^2}} : \quad (24)$$

The on-shell value $x_0 = x^2$ can be done analytically

$$\begin{aligned} \epsilon_i(k; \frac{k^2}{2m}) &= \frac{g_{ab}^2 m_a x^2}{2\tilde{r}_0^2} \frac{n_i}{n_a} \frac{1}{4x^4 \frac{2}{i}} \frac{i \arccos \frac{1}{2x^2}}{(4x^4 \frac{2}{i})^{3/2}} \\ &= \frac{g_{ab}^2 m_a x^2}{2\tilde{r}_0^2} \frac{n_i}{n_a} \frac{\ln \frac{1}{x^2}}{\frac{2}{i}} \frac{1}{i} + o\left(\frac{1}{i^3}\right) \end{aligned} \quad (25)$$

with $i = \tilde{r}_0 = 2r_0 p_F$. The value at the Fermi energy is

$$\epsilon_i(p_F; \frac{p_F^2}{2m_a}) = 4 \frac{n_i}{n_a} \frac{m g_{ab} r_0}{\tilde{r}_0^2} (\ln i - 1) : \quad (26)$$

Together with the electron { charged impurities contribution (20) we obtain finally

$$\frac{m}{m} = 1 - \frac{2}{f} \frac{T}{T_a} + 4 \frac{n_i}{n_a} \frac{m g_{ab} r_0}{\tilde{r}_0^2} (\ln i - 1) : \quad (27)$$

When the neutral impurities become significant near the Mott transition we have to use a mass action law to determine n_i . This can be found from a simplified semiconductor model. Assuming only the scattering with donor levels, the total donor concentration consists of neutral and charged impurities, $n = n_i + n_i^+$. The neutral donors correspond to electrons trapped at the donor level E_D . With the Fermi energy E_F , from the thermal population follows⁹

$$n_i = \frac{n}{\frac{1}{2} e^{\frac{E_D - E_F}{T}} + 1} \quad (28)$$

where the factor $1/2$ comes from the two possible states at each impurity site. The electron density in the band is given by the effective conduction band energy $E_c(n;T)$,¹⁰

$$n_i^+ = n_a = \frac{m_a T}{\tilde{r}_0^2} e^{\frac{E_F - E_c(n_a;T)}{T}} : \quad (29)$$

where $E_c(n_a;T)$ describes effective conduction band level which becomes density and temperature dependent by the correlation effects of the electrons. Eliminating the Fermi energy in (28) and (29) one obtains the mass action law¹⁰

$$\frac{n_i}{n_a} = \frac{2 \tilde{r}_0^2 n_a}{m_a T} e^{\frac{E_c(n_a;T) - E_D}{T}} : \quad (30)$$

The density dependence of the self energy which determines the effective conduction band E_c leads to a non-linear density dependence of this ratio. In principle also the donor level E_D is density dependent. But, we can safely condense both effects into an effective density dependent binding energy $E_b(n_a;T) = E_c(n_a;T) - E_D$. With increasing density of the electrons more collisions with donors happens and the formation of bound states is favored until a critical density is reached where pressure ionization happens. At this critical density the trapped states are resolved called here the Mott transition. The particle distance becomes smaller than the Bohr radius.

As conclusion, the found effective mass here which can describe the experimental values seems to support the Mott transition picture rather than the Anderson scheme.

The enlightening discussions with Peter Fulde, Pavel Lipavsky, Enver Nakhmedov, Debanand Sa and Vaclav Spicka are gratefully acknowledged.

-
- ¹ E. Abraham, S. V. Kravchenko, and M. P. Sarachik, Rev. Mod. Phys. 73, 251 (2001).
 - ² A. A. Shashkin, S. V. Kravchenko, V. T. Dolgoplov, and T. M. Klapwijk, Phys. Rev. B 66, 073303 (2002).
 - ³ C. Hodges, H. Smith, and J. W. Wilkins, Phys. Rev. B 4, 302 (1971).
 - ⁴ F. Stem, Phys. Rev. Lett. 44, 1469 (1980).
 - ⁵ S. DasSarma and E. H. Hwang, Phys. Rev. Lett. 83, 164 (1999).
 - ⁶ S. DasSarma, Phys. Rev. B 33, 5401 (1986).
 - ⁷ A. Gold and V. T. Dolgoplov, Phys. Rev. B 33, 1076 (1986).
 - ⁸ S. Flügge, Practical Quantum Mechanics (Springer, Berlin, 1994).
 - ⁹ N. W. Ashcroft and N. D. Mermin, Solid State Physics (Saunders College, Philadelphia, 1976).
 - ¹⁰ H. Ibach and H. Lüth, Solid state physics: An introduction to principles of materials science (Springer Verlag, Berlin, 1996).