

# Observation of narrow-band noise accompanying the breakdown of insulating states in high Landau levels

K. B. Cooper<sup>1</sup>, J. P. Eisenstein<sup>1</sup>, L. N. Pfeiffer<sup>2</sup>, and K. W. West<sup>2</sup>

<sup>1</sup>*California Institute of Technology, Pasadena CA 91125*

<sup>2</sup>*Bell Laboratories, Lucent Technologies,  
Murray Hill, NJ 07974*

(Dated: May 21, 2019)

Recent magnetotransport experiments on high mobility two-dimensional electron systems have revealed many-body electron states unique to high Landau levels. Among these are re-entrant integer quantum Hall states which undergo sharp transitions to conduction above some threshold field. Here we report that these transitions are often accompanied by narrow- and broad-band noise with frequencies which are strongly dependent on the magnitude of the applied dc current.

Strong evidence now exists which suggests that in the presence of a modest perpendicular magnetic field  $B$ , a clean two-dimensional electron system (2DES) with sheet density  $n_s$  supports many-body quantum phases distinct from the fractional quantum Hall states which dominate at high magnetic fields[1]. These new phases form when the 2DES occupies three or more of the orbital Landau levels (LLs) produced by the magnetic field. Near half filling of the spin resolved LLs, for example at filling fraction  $\nu = \hbar n_s / eB = 9/2, 11/2$ , etc., states exhibiting highly anisotropic longitudinal resistance develop at temperatures below about 100 mK[2, 3]. These are believed to be closely related to the unidirectional, or striped, charge density wave (CDW) states originally predicted by Hartree-Fock theory[4, 5].

Near  $1/4$  and  $3/4$  filling of the same high LLs, additional phases exist whose main experimental signature is an *isotropic* vanishing of the longitudinal resistance and integer quantization of the Hall resistance[2, 3]. These states are separated from the nearby conventional integer quantum Hall states by narrow regions of non-zero longitudinal resistance and non-quantized Hall resistance. The re-entrant aspect of these states suggests that they reflect collective, as opposed to single particle, insulating configurations of the electrons in the uppermost LL. Indeed, prevailing theory predicts that the ground state of the 2DES at these fillings is a pinned triangular CDW, analogous to a Wigner crystal but with two or more electrons per unit cell[4, 5, 6, 7]. Estimates of the lattice constant of such “bubble” phases are on the order of 100 nm under typical circumstances. This picture is further supported by non-linear dc current-voltage ( $I$ - $V$ ) measurements in which sharp onsets to conduction are observed above some threshold field[8]. Such threshold behavior is a common feature of transport in conventional CDW systems, such as NbSe<sub>3</sub>[9]. It has also been observed in 2D electron systems at low filling of the  $N = 0$  LL where Wigner crystallization is thought to occur[10]. Most recently, Lewis *et al.*[11] have observed sharp resonances in the microwave conductivity of the 2DES in the vicinity of the re-entrant integer quantized Hall effects (RIQHEs)

and have suggested that they may reflect a pinning mode of the bubble crystal. Similar resonances observed in the  $N = 0$  LL have been attributed to a pinning mode of a Wigner crystal[12].

Here we report a remarkable new aspect of the RIQHE: the abrupt onset of conduction at high dc bias is often accompanied by narrow- and broad-band noise which is very sensitive to the dc current carried by the 2DES. While it is tempting to compare the narrow-band noise to the famous “washboard” noise commonly encountered in the sliding transport of conventional CDW compounds[9], the low frequencies ( $\sim 5$  kHz) we observe may point to a different origin. Nevertheless, the dynamical features described here include the first observation of spectrally sharp narrow-band noise in the quantum Hall regime[13] and form an important part of the phenomenology of the RIQHE states.

Noise accompanying the breakdown of the RIQHE has been observed in four different high mobility GaAs/AlGaAs heterostructures, including both symmetric quantum wells and heterojunctions. We focus here on measurements made on a 30 nm GaAs quantum well embedded in Al<sub>0.24</sub>Ga<sub>0.76</sub>As and containing a 2DES with density  $n_s = 2.9 \times 10^{11} \text{ cm}^{-2}$  and mobility  $\mu = 2.3 \times 10^7 \text{ cm}^2/\text{Vs}$ . Electrical contact to the 2DES was made via eight diffused In contacts located at the corners and side midpoints of the  $4 \times 4$  mm square sample. Transport measurements using both ac and dc current excitation were made. The linear response longitudinal resistance was obtained by driving low level purely ac current (typically 10 nA at 13 Hz) between midpoint contacts on opposite sides of the sample and recording the voltage drop between adjacent corner contacts. The non-linear response of the sample was observed using purely dc current excitation and monitoring both the dc and ac components of the resulting voltage. The ac component was recorded with a digital oscilloscope capable of real-time Fourier analysis.

Figure 1a shows the linear response longitudinal resistances measured with net current flow along the orthogonal  $[110]$  and  $[1\bar{1}0]$  crystal axes at  $T = 50$  mK over the

filling factor range  $5 > \nu > 4$ . As is usually the case when no external symmetry-breaking field is present[14], the resistance shows a deep minimum around  $\nu = 9/2$  for current flow along  $[110]$  and a strong maximum for current flowing along  $[1\bar{1}0]$ . Flanking the region of anisotropy are the RIQHE states around  $\nu \approx 4 + 1/4$  and  $4 + 3/4$  filling, where the longitudinal resistance vanishes isotropically. Although not shown, the Hall resistance is quantized in these regions, at  $h/4e^2$  and  $h/5e^2$  respectively.

Four-terminal  $I$ - $V$  characteristics of the RIQHE states were obtained using a circuit, schematically drawn in the inset of Fig. 1b, which enables both the dc and ac longitudinal voltages,  $V_{dc}$  and  $V_{ac}$ , to be measured. At  $\nu = 4.27$ , near the center of the high-field RIQHE region,  $V_{dc}$  versus  $I_{dc}$  is shown in Fig. 1b. For small  $I_{dc}$  the RIQHE remains intact, i.e.  $V_{dc} = 0$ . In this situation the current is flowing entirely within the filled  $N = 0$  and  $N = 1$  lower LLs, while the quasiparticles in the partially-filled  $N = 2$  LL remain insulating. At about  $I_{dc} = 1.1 \mu\text{A}$ , however,  $V_{dc}$  abruptly becomes non-zero as the RIQHE breaks down and dissipative current begins to flow in the  $N = 2$  valence Landau level[8].

Fig. 1c shows the central result of this paper: along with the sharp dc response, a nonzero  $V_{ac}$  appears as the RIQHE breaks down. In the figure, four 10 ms traces of the net longitudinal voltage  $V_{ac} + V_{dc}$  taken at different values of  $I_{dc}$  are displayed. For  $I_{dc} = 0.5 \mu\text{A}$ ,  $V_{ac}$  is very small and displays only background noise. Above the dc threshold current of  $1.1 \mu\text{A}$ , however,  $V_{ac}$  begins to fluctuate strongly. Immediately above threshold, at  $I_{dc} = 1.2 \mu\text{A}$ , a reproducible burst-like pattern separated by irregular intervals is observed. At higher currents  $V_{ac}$  shows unambiguous narrow-band noise, oscillating around 3 kHz for  $I_{dc} = 1.4 \mu\text{A}$ . As  $I_{dc}$  is increased further, the noise frequency rises: by  $I_{dc} = 1.7 \mu\text{A}$ , fluctuations on time scales of less than 0.1ms are seen. We emphasize that this noise in  $V_{ac}$  develops spontaneously in the RIQHE regions of high LLs under purely dc current excitation. The noise arises from the 2DES itself and is not generated via interactions with the external circuitry.

Figure 2 illustrates the spectral content of the noise associated with the breakdown of the RIQHE near  $\nu \approx 4 + 1/4$ . Figure 2a shows a typical dc  $I$ - $V$  characteristic, the threshold to conduction occurring close to  $1.0 \mu\text{A}$ , while Fig. 2b displays a logarithmic plot of the simultaneously recorded Fourier power spectrum of  $V_{ac}$ . The full gray scale in Fig. 2b corresponds to a noise power variation of 37 dB. The faint horizontal lines running across the entire image are artifacts arising from background electronic pick-up. It is apparent from the figure that as the dc breakdown current is exceeded, the power spectrum erupts from quiescence into a rich pattern of sharp spectral lines and their harmonics along with weaker broadband features. The narrow-band features can be very sharply defined. Fig. 2c shows a representative example of the frequency spectrum of the noise voltage den-

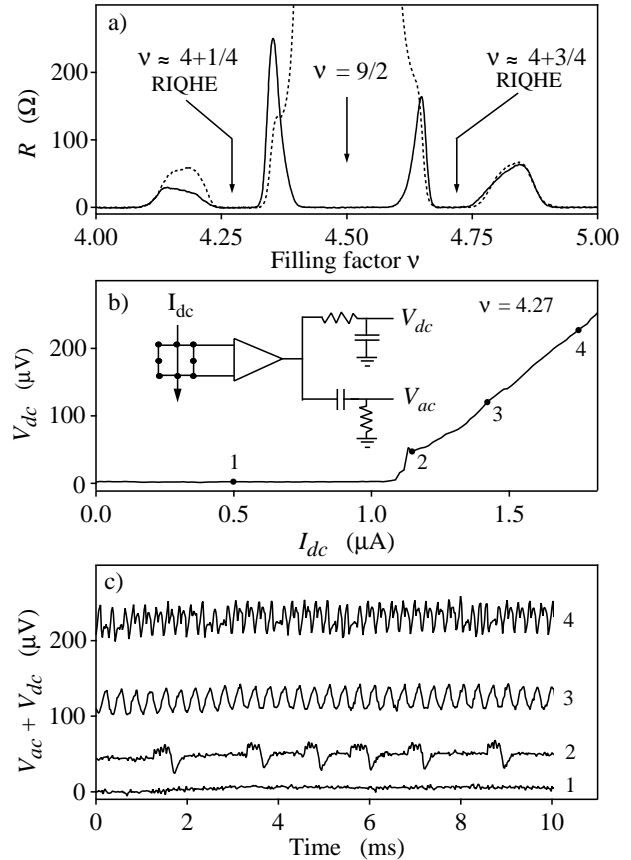


FIG. 1: Overview of the RIQHE and its breakdown phenomena at  $T = 50 \text{ mK}$ . a) Linear response longitudinal resistance with the current directed along  $[110]$  (solid) and  $[1\bar{1}0]$  (dashed). The RIQHE states straddle the region of anisotropic transport around  $\nu = 9/2$ . b) Non-linear  $I$ - $V$  data taken near the center of the  $\nu \approx 4 + 1/4$  RIQHE. c) Time dependences of the net longitudinal voltage  $V_{ac} + V_{dc}$ , taken at the values of  $I_{dc}$  labeled in b).

sity  $e_n$ . For these data, taken at  $I_{dc} = 1.81 \mu\text{A}$ , the half-width of the fundamental mode at 2.6 kHz is less than 100 Hz. In one sample, noise modes with  $Q$ -factors in excess of 1000 have been seen.

It is evident from Fig. 2b that the noise “fingerprint” is strongly dependent upon the dc current flowing through the sample. Indeed, in some respects the noise power spectrum mirrors the dc  $I$ - $V$  characteristic: Immediately above threshold  $V_{dc}$  rises linearly with  $I_{dc}$ ; at the same time, the frequencies of the dominant noise modes also rise roughly linearly. At higher dc currents,  $V_{dc}$  exhibits sharp step-like features and ultimately begins to fall. Likewise, the power spectrum undergoes abrupt structural changes and eventually the dominant mode frequencies also begin to subside. Though not shown in the figure, the noise ultimately vanishes at around  $5 \mu\text{A}$ ; driving still higher currents through the sample damages

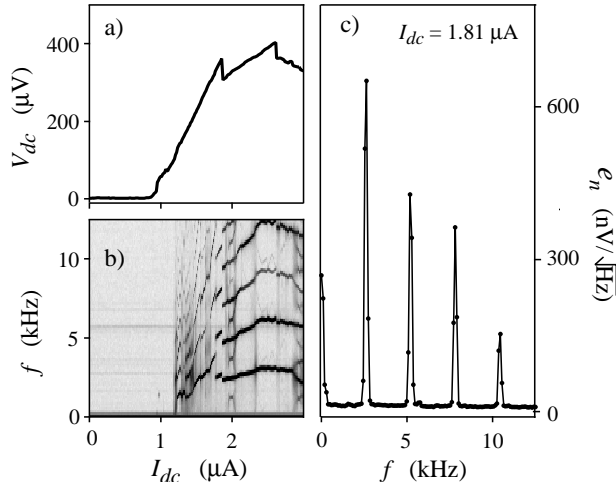


FIG. 2: Spectral characteristics of noise associated with RIQHE breakdown. a)  $I$ - $V$  data taken at  $\nu = 4.27$  and  $T = 50$  mK. b) Corresponding intensity plot of the power spectra of  $V_{ac}$ . c) Frequency spectrum of noise voltage density  $e_n$  at  $I_{dc} = 1.81$   $\mu$ A.

it, necessitating thermal cycling to room temperature.

The slight differences between the dc  $I$ - $V$  data in Figs. 2a and 1b, which were taken at the same temperature and magnetic field, are typical of the day-to-day variations encountered during the course of the experiment. Similarly, the noise power spectrum exhibited variations from measurement to measurement under identical conditions as well as between measurements taken at slightly different filling factors within a given RIQHE or with different voltage contact configurations. In spite of these quantitative differences, the qualitative features of the noise, i.e. its onset near dc breakdown, its strong current dependence, and its complex spectral makeup, are quite robust.

Prior experiments[8] have shown that the abrupt transitions between insulating and conducting behavior, as revealed in the dc  $I$ - $V$  curves, are characteristic features of the RIQHE in high Landau levels. In the high mobility samples needed to observe these delicate collective phases, no similar non-linear behavior was found at other filling factors, including the anisotropic regions around half filling and the conventional QHE states at integer fillings. Indeed, the well-known breakdown phenomena of the integer QHE are not observed in the present samples, at least at dc currents less than 10  $\mu$ A. Finally, in spite of the relatively large currents at which the RIQHE breaks down ( $I_{dc} \sim 1$   $\mu$ A), the phenomenon occurs only at the same low temperatures ( $T < 100$  mK) where the RIQHE, and the anisotropy at half filling, appear in linear response.

Figure 3 demonstrates that the noise accompanying RIQHE breakdown is restricted to the same narrow

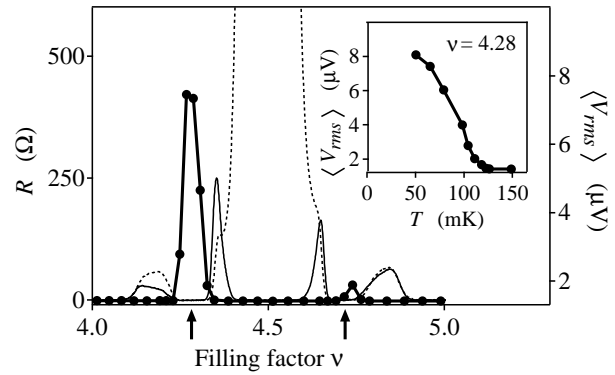


FIG. 3: a) Main panel: Comparison of linear response longitudinal resistances  $R$  and average noise voltage  $\langle V_{rms} \rangle$  for  $4 < \nu < 5$  at  $T = 50$  mK. Light solid trace:  $R$  with current directed along  $[1\bar{1}0]$ . Dashed trace:  $R$  with current directed along  $[110]$ . Dark solid trace with dots:  $\langle V_{rms} \rangle$ . Arrows indicate locations of RIQHE states. Inset: Temperature dependence of  $\langle V_{rms} \rangle$  at  $\nu = 4.28$ .

ranges of filling factor and low temperatures as the sharp features in the dc  $I$ - $V$  curves. In Fig. 3a the filling factor dependence of the average noise level,  $\langle V_{rms} \rangle$ , is overlaid on the longitudinal resistance data shown in Fig. 1a. The quantity  $\langle V_{rms} \rangle$  represents the rms noise voltage in a bandwidth of 1 to 25 kHz, calculated from the noise spectra at fixed dc current and averaged over all  $I_{dc}$  from 0 to 3  $\mu$ A. Qualitatively,  $\langle V_{rms} \rangle$  is just the averaged intensity of a noise fingerprint like the one in Fig. 2b. The baseline of  $\langle V_{rms} \rangle$  in Fig. 3a, about 1.4  $\mu$ V, is equal to the background noise signal in the 1-25 kHz bandwidth at  $I_{dc} = 0$ . Clearly, excess noise above this baseline is absent over most of the range  $4 < \nu < 5$ . In particular, no excess noise is observed in the integer QHE regions at  $\nu = 4$  and  $\nu = 5$ , nor in the region of anisotropic transport around  $\nu = 9/2$ . (The latter is true regardless of the direction of the current flow). In contrast, a strong peak in  $\langle V_{rms} \rangle$  is observed in the RIQHE region around  $\nu = 4 + 1/4$ , and a lesser but still noticeable peak is present in the RIQHE near  $\nu = 4 + 3/4$ . Though not shown in the figure, similar excess noise features have been found in the RIQHE regions flanking the  $\nu = 11/2$  and  $\nu = 13/2$  anisotropic states. Figure 3b shows that the excess noise observed in the RIQHE is strongly temperature dependent, disappearing above about 100 mK just like all other signatures of the recently discovered collective phenomena in high Landau levels[1].

Since the breakdown of the RIQHE may reflect the depinning of an electron bubble lattice, it is logical to compare the observed narrow-band noise with the “washboard” noise encountered in conventional CDW compounds, such as NbSe<sub>3</sub>[15]. Washboard noise is believed to reflect the spatial periodicity of the depinned CDW as it slides across the impurity potential in the sample. Consistent with this picture, the noise frequency is found to

be proportional to the current carried by the CDW[9]. In the present 2D electron gas case, the generally increasing frequency of the narrow-band noise immediately above the RIQHE breakdown is suggestive of a similar mechanism. In addition to washboard noise, conventional CDW systems exhibit a variety of interference phenomena between narrow-band noise modes and externally applied ac signals[9]. Indeed, we have recently observed similar effects in RIQHE breakdown, including examples of mode-locking and mode-mixing[16].

Despite these similarities, it is difficult to understand the very low frequencies of the noise observed in our experiment. Assuming, for example, that 100 nA flows via the sliding of a bubble CDW with a 100 nm lattice constant, the expected washboard frequency in our sample (assuming the current density is uniform) would be on the order of 10 MHz, not the few kHz that we observe. There are, of course, uncertainties in such an estimate. For example, the fraction of the total current  $I_{dc}$  which flows in the partially filled  $N = 2$  Landau level is not known. Below breakdown all of the current flows in the  $N = 0$  and  $N = 1$  LLs beneath the Fermi level. Indeed, it is this current which produces the Hall electric field which drives the electrons in the  $N = 2$  LL from an insulating state to a conducting one. Immediately above breakdown the current flowing via the sliding of the bubble CDW might be a very small fraction of the total and thus the noise frequencies could be small. However, it seems unlikely that this shunting effect can account for the kHz noise frequencies which are still observed when the  $I_{dc}$  exceeds breakdown by hundreds of nA.

The observation of anomalously low-frequency narrow-band noise does not rule out a sliding charge density wave picture of RIQHE breakdown. In fact, the low bandwidth ( $\sim 100$  kHz) of our current experimental setup leaves higher frequency “conventional” narrow-band noise undetectable in any case. Nonetheless, the existence of low-frequency noise demands a more complex model than an ideal bubble lattice uniformly sliding across the macroscopic dimensions of our samples. Such a more realistic scenario will have to incorporate the well-known inhomogeneity of current flow in the quantum Hall regime and the possibility of non-uniform plastic or filamentary flow within the driven CDW lattice. The latter phenomena are thought to occur systems of driven vortex lattices[18] and have been discussed in the context of the depinning of the hypothesized Wigner crystal in the lowest Landau level at very low filling factors[19, 20].

The noise reported here might instead be related to processes similar to those responsible for the breakdown of the conventional integer QHE[21]. There, a sudden onset of dissipation has been observed above a critical threshold current, sometimes accompanied by time-dependent voltage fluctuations. The phenomenology of QHE breakdown is quite rich, with substantial differences between samples of different density, mobility and ge-

ometry. Numerous mechanisms[20] for the breakdown have been proposed, including runaway electron heating, Zener tunneling, inter-LL transitions, backscattering filament formation, and very recently magneto-exciton generation[22]. Not surprisingly, no single theory satisfactorily explains all the experimental results. While the breakdown of the RIQHE resembles that of the conventional integer QHE, there are important differences. For example, the observed threshold fields for conventional integer QHE breakdown in comparable bulk 2D samples exceed those we find in the RIQHE by large factors, typically  $10^3 - 10^4$ . In addition, narrow-band noise analogous to that reported here in the RIQHE has not, to our knowledge, been observed in conventional integer QHE breakdown.

In conclusion, we have observed complex noise spectra accompanying the breakdown of the re-entrant integer quantized Hall states of two dimensional electron systems in high Landau levels. These states, which represent insulating configurations of the electrons in the uppermost Landau level, may well be due to the pinning of novel “bubble” charge density waves. After breakdown under the stress of a large Hall electric field, both narrow- and broad-band noise appears in the current-voltage characteristics of these states. Although the frequencies of the narrow-band modes generally increase with the current driven through the system, they are too low to be readily accounted for by a simple sliding charge density wave model.

We thank V. Oganessian and S. Brown for useful discussions and M.P. Lilly for his work on the early stages of this experiment. This work was supported by the DOE under Grant No. DE-FG03-99ER45766 and the NSF under Grant No. DMR0070890.

- 
- [1] For a review of the phenomenology of the new phases see J.P. Eisenstein, *Solid State Commun.* **117**, 123 (2001) and the references cited therein.
  - [2] M.P. Lilly, *et al.*, *Phys. Rev. Lett.* **82**, 394 (1999).
  - [3] R.R. Du, *et al.*, *Solid State Commun.* **109**, 389 (1999).
  - [4] A.A. Koulakov, M.M. Fogler, and B.I. Shklovskii, *Phys. Rev. Lett.* **76**, 499 (1996); M.M. Fogler, A.A. Koulakov, and B.I. Shklovskii, *Phys. Rev. B* **54**, 1853 (1996).
  - [5] R. Moessner and J.T. Chalker, *Phys. Rev. B* **54**, 5006 (1996).
  - [6] N. Shibata and D. Yoshioka, *Phys. Rev. Lett.* **86**, 4223 (1999).
  - [7] E.H. Rezayi, F.D.M. Haldane, and K. Yang, *Phys. Rev. Lett.* **85**, 5396 (2000).
  - [8] K.B. Cooper, *et al.*, *Phys. Rev. B* **60**, R11285 (1999).
  - [9] See the review by G. Gruner, *Rev. Mod. Phys.* **60**, 1129 (1988).
  - [10] V. J. Goldman, *et al.*, *Phys. Rev. Lett.* **65**, 2189 (1990); F.I.B. Williams, *et al.*, *Phys. Rev. Lett.* **66**, 3285 (1991).
  - [11] R.M. Lewis, *et al.*, *cond-mat/0205200*.
  - [12] L.W. Engel, *et al.*, *Solid State Commun.* **104**, 167 (1997);

- C.-C. Li, *et al.*, Phys. Rev. Lett. **79**, 1353 (1997); C.-C. Li, *et al.*, Phys. Rev. B **61**, 10905 (2000).
- [13] Broad-band noise has been observed in various circumstances, including the low  $\nu$  Wigner crystal regime (Y.P. Li, *et al.*, Phys. Rev. Lett. **67**, 1630 (1991) and Y.P. Li, *et al.*, Solid State Comm. **96**, 379 (1995)) and in integer QHE breakdown (M.E. Cage in *The Quantum Hall Effect*, edited by R.E. Prange and S.M. Girvin (Springer, New York, 1987)).
- [14] At high 2DES densities, an interchange of the principal axes of anisotropy has recently been reported in a field effect transistor structure: J. Zhu, *et al.*, cond-mat/0203203.
- [15] R. Fleming and C.C. Grimes, Phys. Rev. Lett. **42**, 1423 (1979).
- [16] K.B. Cooper, *et al.*, unpublished.
- [17] Y.P. Li, *et al.*, Phys. Rev. Lett. **67**, 1630 (1991); Y.P. Li, *et al.*, Solid State Comm. **96**, 379 (1995).
- [18] N. Gronbech-Jensen, A.R. Bishop, and D. Dominguez, Phys. Rev. Lett. **76**, 2985 (1996).
- [19] M.-C. Cha and H.A. Fertig, Phys. Rev. Lett. **73**, 870 (1994) and Phys. Rev. B **50**, 14369 (1994).
- [20] C. Reichhardt, C.J. Olson, and F. Nori, Phys. Rev. Lett. **86**, 4354 (2001).
- [21] For a review of QHE breakdown phenomena, see G. Nachtwei, Physica E (Amsterdam) **4**, 79 (1999) and the references cited therein.
- [22] A.M. Martin, K.A. Benedict, and L. Eaves, cond-mat/0201532.