

Monte Carlo Evaluation of Non-Abelian Statistics

Yaroslav Tserkovnyak¹ and Steven H. Simon²¹Lym an Laboratory of Physics, Harvard University, Cambridge, Massachusetts 02138²Lucent Technologies Bell Labs, Murray Hill, NJ 07974

(Dated: May 21, 2019)

We develop a method to numerically study adiabatic braiding of quasiholes in fractional quantum Hall systems. The Moore-Read state at $\nu = 1/2$ filling factor — a known candidate for non-Abelian statistics — is investigated for a finite system with 2^l electrons and $2n$ quasiholes, where $2 \leq l \leq 6$ and $1 \leq n \leq 3$. Representations of the braiding operators are explicitly calculated. Our findings compare favorably with results previously obtained using conformal field theories.

PACS numbers: 73.43.-f, 05.30.-d

The quantum statistics of a system of identical particles describes what happens to their many-body wave function as the positions of two of them are adiabatically exchanged. All fundamental particles belong to one of two classes: those that have their wave function unaffected by particle interchange (bosons) and those whose wave function gets a minus sign under permutation (fermions). In two dimensions, it is known that a number of exotic types of statistics can exist for quasiparticle (and quasihole) excitations. For example, excitations of the Laughlin fractional quantum Hall (FQH) states exhibit "fractional" statistics: the phase of the wave function is rotated by some odd-denominator fraction of 2π when two quasiparticles (or quasiholes) are interchanged [1, 2]. Even more exotic statistics can exist when a system with several elementary excitations fixed at given positions is degenerate [3, 4]. In such a case, adiabatic interchange of quasiparticles (or quasiholes) can nontrivially rotate the wave function within the degenerate space. In general, the unitary matrix that represents basis transformation associated with exchanging two particular excitations needs not commute with the unitary matrix representing exchange of two other excitations, hence this situation is termed "non-Abelian" statistics. Remarkably, the Moore-Read (MR) FQH state [4], a state that appears to actually occur in nature [5], is thought to have such non-Abelian elementary excitations. Other possible physical realizations of non-Abelian statistics have also been proposed [6, 7]. States of these type have been suggested to be particularly attractive for quantum computation [8].

In Ref. [2], in order to establish the nature of the Laughlin FQH state statistics, a Berry's phase calculation was performed that explicitly kept track of the wavefunction phase as one quasihole was transported around the other. Although approximations were involved in this calculation, it nonetheless established quite convincingly the fractional nature of the statistics. Unfortunately, it has not been possible to generalize this calculation to explicitly investigate statistics of the MR quasiholes. Although there has been much study of the statistics of the MR quasiholes in the framework of conformal field theories (CFT), the absence of a direct calculation analogous to that of Ref. [2] has been dubbed "a scandal" in the community [9]. The purpose of this paper is to provide such a direct calculation, albeit numerically. Furthermore, the approach developed here is readily generalizable to other FQH systems if the excitation wave functions are known explicitly. Such generalizations, as well as greater details of our method, will be presented in a forthcoming paper [10].

When the Hamiltonian of a many-body system $H(\lambda)$ depends on some parameter λ , the evolution operator is in principle determined by the Schrödinger equation $i\partial_t U(t) = H(\lambda(t)) U(t)$, dot indicating time derivative. The Hamiltonian itself can change in time if the parameter is time dependent. We define $\psi_i(\lambda)$ at a fixed value of λ to be an orthonormal basis for a particular degenerate subspace, requiring that the basis is locally smooth as a function of λ . If $\lambda(t)$ is varied adiabatically (and so long as the subspace does not cross any other states), then the time-evolution operator maps an orthonormal basis of the subspace at one time onto an orthonormal basis of the space at another time. A solution of the Schrödinger equation, $\psi_i(t) = U_{ij}(t) \psi_j(\lambda(t))$, must obey [3]

$$U^{-1} \partial_t U = -i \psi_i \otimes \psi_j^\dagger - A_{ij}(\lambda) \psi_i \psi_j^\dagger \quad (1)$$

Since the matrix A is anti-Hermitian, the solution to Eq. (1), $U(t)$, is guaranteed to be unitary if its initial value is unitary. Note that if we pick an initial basis, $U(0) = \hat{1}$, and vary λ so that it returns to its initial value at time t , the corresponding transformation of the degenerate subspace can be nontrivial even if the reference basis is rotated into itself [i.e., $U_{ij}(t) \in U_{ij}(0)$ when $\lambda(t) = \lambda(0)$ and $\psi_i(t) = \psi_i(0)$]. We explicitly demonstrate that this is the case for the MR state when four fermion quasiholes are present. The analysis is done in spherical geometry. It is convenient to work with spinor coordinates: $u = e^{i\phi} \cos \theta/2$ and $v = e^{i\phi} \sin \theta/2$ (where θ and ϕ are the usual spherical coordinates). Coordinates for N electrons are given by $(u_1; v_1); \dots; (u_N; v_N)$, whereas coordinates for $2n$ quasiholes are $(\alpha_1; \beta_1); \dots; (\alpha_{2n}; \beta_{2n})$. If a monopole of charge $2N + n \geq 3$ ux quanta is positioned

in the center of the sphere, in the Haldane gauge [11] the MR wave function is

$$P_f = P f_{ij}^{(a,b;:::)(;:::)} \prod_{i < j}^Y (u_i v_j - v_i u_j)^2; \quad (2)$$

where $P f_{ij}^{(a,b;:::)(;:::)}$ is the Pfaffian [4] of the $N \times N$ antisymmetric matrix

$$\begin{aligned} f_{ij}^{(a,b;:::)(;:::)} &= (u_i v_j - v_i u_j)^{-1} \\ &[(u_i v_a - v_i u_a)(u_j v - v_j u) \\ &+ (u_i v_b - v_i u_b)(u_j v - v_j u) + (i \leftrightarrow j)]; \end{aligned}$$

Eq. (2) describes a state with $2n$ quasiholes created in two equal-size groups: $(\alpha_a; \alpha_a); (\alpha_b; \alpha_b); :::$ and $(\alpha; \alpha); (\alpha; \alpha); :::$. Different groupings realize a space with degeneracy 2^{n-1} [12, 13]. (Even though there are $2n \times 2(n!)^2$ ways to arrange $2n$ quasiholes into 2 groups of n , the resulting wave functions are not all linearly independent.) Computationally, the evaluation of the Pfaffian is not very expensive since $(P f)^2 = \text{Det}$, the matrix determinant [14]. Physically, the wavefunction (2) can be thought of as p-wave BCS pairing of composite fermions with vortices being the quasiholes [4, 15].

Consider an orthonormal basis ψ_i , with $i = 1; ::; 2^{n-1}$, for the subspace with $2n$ quasiholes, which is locally smooth when parameterized by the quasihole coordinates. In order to determine the braiding statistics, we find the transformation $\psi_i \rightarrow U_{ij} \psi_j$ under the evolution operator after two of the quasiholes are interchanged while the others are held fixed. The unitary matrix U_{ij} is obtained by first solving Eq. (1) and then projecting the natural basis onto the initial one. (Since we require ψ_i to be only locally smooth, the basis itself can nontrivially rotate after the quasiholes return to their original positions). Eq. (1) is integrated numerically: The differential equation is discretized and the wave-function overlaps (the right-hand side of the equation) are evaluated using the Metropolis Monte Carlo method [10, 16]. In principle, the calculation is exact in the limit of infinite CPU time and the computational errors can be easily evaluated by varying the number of operations. We aim the calculation at addressing the following questions: (1) What is the Berry's phase accumulated upon quasihole interchange due to the enclosed magnetic flux and due to the relative statistics? (2) What is the transformation matrix for the ground-state subspace corresponding to the braiding operations? In the following, we will first describe the numerical method, then present the results, and compare them to CFT predictions [4, 12].

In order to integrate Eq. (1) numerically, the quasihole interchange is performed in a finite number of steps. If $U^{(l)}$ is the value of the transformation matrix at the l th step, then at the next step

$$U^{(l+1)} = U^{(l)} \left(1 + \frac{A^{(l)}}{2} \right) \left(1 - \frac{A^{(l)}}{2} \right)^{-1}; \quad (3)$$

where $A_{ij}^{(l)} = \psi_i^{(l+1)} \psi_j^{(l+1)} - \psi_j^{(l+1)} \psi_i^{(l+1)}$. Our choice of the finite-element scheme (3) will become clear later. In practice, in general we do not know an orthonormal basis for the MR states (2) in an analytic form, but we can numerically orthonormalize a set of 2^{n-1} linearly-independent Pfaffian wave functions ψ_{fi} . Let $B_{ij}^{(l)} = (\psi_{fi}^{(l)}; \psi_{fj}^{(l)})$ denote the normalized overlaps of different states. (It is implied here and throughout the paper that $(\psi_{fi}^{(k)}; \psi_{fj}^{(k)}) = \langle \psi_{fi}^{(k)} | \psi_{fj}^{(k)} \rangle = \delta_{ik}$.) We then easily show that

$$A^{(l)} = \frac{1}{2} (V^{(l)})^Y W^{(l)} V^{(l+1)} H.C.; \quad (4)$$

where $W_{ij}^{(l)} = (\psi_{fi}^{(l)}; \psi_{fj}^{(l+1)})$ and $V^{(l)}$ is defined by $(V^{(l)})^Y B^{(l)} V^{(l)} = \hat{1}$, constructing an orthonormal basis $\psi_i^{(l)} = V_{ji}^{(l)} \psi_{fj}^{(l)}$. We require $V^{(l)}$ to be locally smooth as a function of the quasihole coordinates: The basis can continuously transform while the quasiholes are moved, but, e.g., sudden sign flips are not allowed.

According to Eq. (4), $A^{(l)}$ is anti-Hermitian, so that the transformation $U^{(l+1)}$ is guaranteed to be unitary if $U^{(l)}$ is unitary. This explains our choice (3) for discretizing Eq. (1). Another feature preserved by our numerical scheme is that making a step forward, $\psi_{fi}^{(l)} \rightarrow \psi_{fi}^{(l+1)}$, followed by a step backward, $\psi_{fi}^{(l+1)} \rightarrow \psi_{fi}^{(l)}$, results in a trivial transformation. We start at $U^{(0)} = \hat{1}$ and find $U^{(n_s)}$ after performing $n_s + 1$ steps for braiding of two quasiholes (n_s is increased to convergence). Because $\psi_{fi}^{(n_s)}$ is some nontrivial linear combination of $\psi_{fi}^{(0)}$, we, finally, have to project the transformation onto the initial basis: $U^{(n_s)} \rightarrow U^{(n_s)} O^T$, where $O = (V^{(0)})^Y V^{(n_s)}$ and $\psi_{ij} = (\psi_{fi}^{(0)}; \psi_{fj}^{(n_s)})$. The resulting unitary transformation matrix U then gives a representation of the braid group for quasihole interchanges. In the following, we describe our numerical experiments.

The space describing $2n = 2M$ MR quasiholes is nondegenerate, so non-Abelian statistics cannot occur. There is, nevertheless, a Berry's phase accumulated from wrapping these quasiholes around each other. Our calculation of this phase for the MR state is analogous to the one performed in Ref. [2] for the Laughlin state, except that our calculation is numerical and therefore requires no mean-field approximation. Let us first briefly recall results for the Laughlin wave function at filling factor $\nu = 1/p$. In the disk geometry, the Berry's phase corresponding to taking a single quasihole around a loop is given by 2π for each enclosed electron, i.e., $\gamma = 2\pi N_i$, where N_i is the expectation number of enclosed electrons [2]. Therefore, when another quasihole is moved inside the loop, the phase drops by $2\pi/p$ which implies fractional statistics of the quasiholes. In spherical geometry [10], the same result holds unless the south and north poles (which have singularities in the Haldane gauge [11]) are located on different sides of the loop. In the latter case, the Berry's

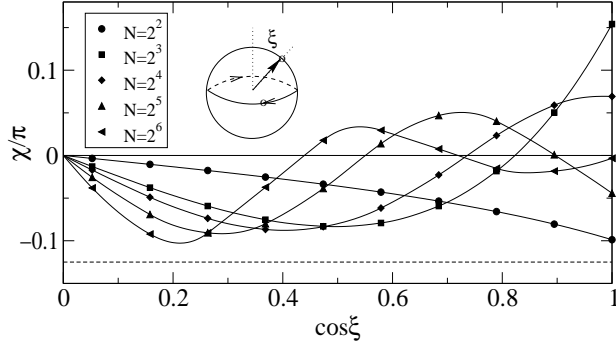


FIG. 1: Berry's phase for looping one MR quasihole around the equator with another quasihole fixed at a zenith angle ξ . Results are shown for varying system sizes with $N = 4; 8; 16; 32; 64$ electrons and $2n = 2$ quasiholes. Symbols are Monte-Carlo results and interpolating lines are guides for the eye. The dashed line, $\gamma = 0$, shows a naive prediction in analogy with the Laughlin state. For either $\cos \xi \rightarrow 0$ or for small N , the two quasiholes approach each other very closely (with the magnetic length setting the scale) and we see strong finite-size oscillations in the Berry's phase. For larger N and larger $\cos \xi$ (meaning larger minimum quasihole separation), γ appears to be converging toward zero (with strong oscillations becoming restricted to smaller $\cos \xi$). The accumulated phase changes sign when the fixed quasihole crosses the equator: $\gamma(\cos \xi) = -\gamma(-\cos \xi)$.

phase is given by $\gamma = i\hbar(N_{\text{in}} - N_{\text{out}})$, where $N_{\text{in(out)}}$ is the number of electron inside (outside) the loop. If a single Laughlin quasihole is then looped around the equator, its Berry's phase vanishes, but if another quasihole is placed above or below, the phase becomes $\gamma = \pm\pi$. We check our Monte Carlo method by reproducing these results numerically [10]. The charge of the MR ($n = 1/2$) quasihole is $e/4$, so that by analogy with the Laughlin state one might naively expect that the Berry's phase for looping one quasihole around the equator with another fixed above or below it is given by $\gamma = \pm 8\pi$ (with an extra factor of $1/2$ due to the fact that a MR quasihole corresponds to only half of the flux quantum $\phi_0 = hc/e$). In Fig. 1 we show numerical calculation of γ for a MR system having 2 quasiholes, one looped around the equator and the other held fixed. If the two quasiholes approach each other too closely, we see strong finite-size oscillations in the Berry's phase. However, for larger separation, γ appears to be converging towards zero, which is well understood using the plasma analogy [17].

Even though the relative statistics of two MR quasiholes are trivial, they do pick up a phase due to their wrapping around the electrons, analogous to what occurs in the Laughlin case. Fig. 2 shows that as the size of the system increases, the phase accumulated by interchanging two quasiholes (filled symbols) or braiding one around the other (open symbols) can be well approximated by assuming the wave function rotates by γ for each enclosed electron (compare to 2π for the Laughlin

state), when the poles are not separated by the loop (and the effect of the pole singularities is analogous to that in the Laughlin state). Even for systems consisting of only 4 electrons, this approximation stays quite good if we correct the average electron density for the charge pushed out by one localized quasihole (see dashed lines in Fig. 2). This method of correcting the average density also works for the Laughlin state on the sphere [10].

We now turn to $2n = 4$ MR quasiholes, which is the simplest case when statistics can be non-Abelian (the wave functions live in a space of dimension 2). While the above results for 2 quasiholes are anticipated by the plasma analogy [17], one might need more involved CFT arguments [12, 17] in order to understand the following findings. In the calculation, we first fix all quasiholes on the equator and then exchange an adjacent pair of them around a circle with different opening angles centered

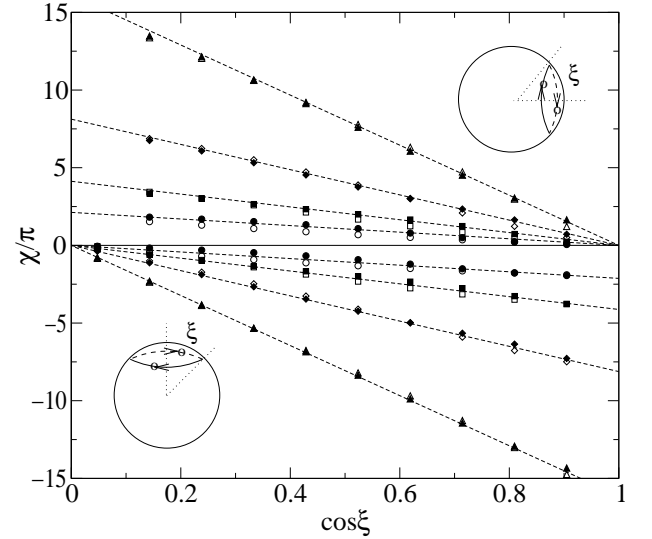


FIG. 2: γ for various paths in a 2 quasihole MR system. For $\xi > 0$ ($\xi < 0$) filled symbols show the phase accumulated by interchanging two quasiholes around a circle with opening angle ξ centered on the equator (north pole). The straight dashed lines in the upper half are $0.5(N + 1/2)(1 - \cos \xi)$, which is the expectation of the number of electrons enclosed by the loop. (N is the total number of electrons). The $+1/2$ accounts for the change in average density due to the charge pushed out by one of the quasiholes. Similarly, in the lower half, the dashed lines are $0.5(N + 1/2)\cos \xi$, which is one half of the number of electrons inside minus one half the number outside the loop. Open symbols correspond to an analogous calculation with only one quasihole moving and the other fixed at the center of the circle. The filled and open symbols are barely distinguishable, especially for the larger system sizes, indicating that the relative statistics of the two particles is trivial (as also suggested by Fig. 1). The symbol convention is the same as in Fig. 1. Points in the upper half of the plot do not extend too close to $\cos \xi = 0$ because numerical convergence becomes slow when the contour loop approaches the gauge singularities of the poles.

on the equator. Parameterizing a unitary matrix U by

$$U = e^{i \begin{pmatrix} e^{i \cos \xi} & -2i e^{i \sin \xi} \\ ie^{i \sin \xi} & e^{i \cos \xi} \end{pmatrix}}; \quad (5)$$

we plot in Figs. 3 and 4 the results (in a convenient basis) for the transformation U_1 corresponding to the braiding operation on one of the quasiparticle pair. Due to the rotational symmetry around the vertical axis, knowing U_1 we can deduce other transformations U_2, U_3 , and U_4 (for interchanges of pairs ordered along the equator) by rotating and projecting the initial basis and correspondingly transforming U_1 . It is then easy to show that $U_1 = U_3$ and $U_2 = U_4$ due to the form (2) of the wave function. Furthermore, we find numerically that $U_2 = F^\dagger U_1 F$, where $F = \begin{pmatrix} z & x \\ -x & z \end{pmatrix} = \frac{1}{\sqrt{2}} \begin{pmatrix} \sigma_z & \sigma_x \\ \sigma_x & \sigma_z \end{pmatrix}$, σ 's being the usual Pauli matrices. This approximation is good within a few percent for small system sizes and is even better for larger ones.

According to Fig. 4, we see that apart from the Abelian phase, U_1 can be approximated by $U_1 \approx \text{diag}(1 + i; 1 - i) = \frac{1}{\sqrt{2}} \begin{pmatrix} 1 & i \\ i & 1 \end{pmatrix}$, with the disagreement becoming smaller for larger system sizes. Using F , we can then construct all other matrices U_i . After performing the above approximations, we find that the unitary transformations corresponding to the braid operators realize the right-handed spinor representation of $SO(2n) \subset U(1)$ as predicted in Ref. [12] using CFT. In addition to the usual relations required of a representation of the braid group on the plane, on the sphere the generators must obey an additional relation. For the case of $2n = 4$, for example, we expect to have $U_1 U_2 U_3 U_4 U_1 = 1$. One can easily show that (for general n) the relevant representation of the braid group predicted in Ref. [12] satisfies this additional relationship up to an Abelian phase. (The failure of the Abelian phase to satisfy this law is related to the gauge singularities, and will be discussed elsewhere [10]).

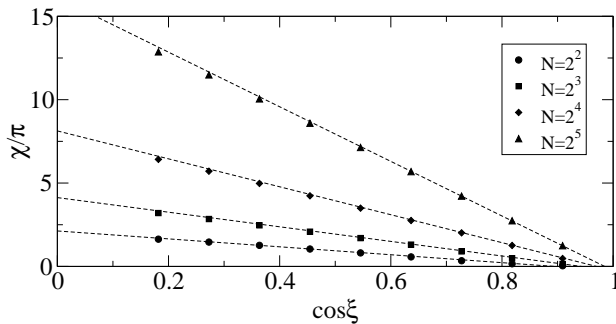


FIG. 3: Same as the upper half of Fig. 2, but now with four quasiparticles present, two of which are fixed on the equator, at $\theta = 3\pi/4$, and two interchanged, with initial and final positions at $\theta = 0$ on the equator. The straight dashed lines are $0.5(N + 3 = 4) \cos \xi - 1 = 4$. Here, $+3=4$ accounts for the average electron-density correction for the charge localized at $2n - 1$ quasiparticles. The additional phase offset of $-1=4$ reflects the Abelian part of the braiding statistics, in agreement with the predictions of Ref. [12].

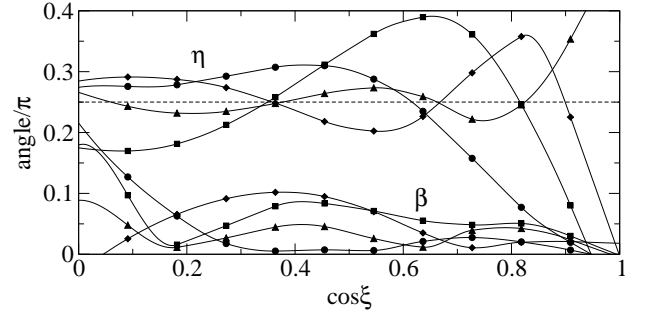


FIG. 4: Parameters defining transformation matrix (5) for the same operations as shown in Fig. 3. The dashed line shows $l=4$, an approximation used for in the text. Similarly can be approximated as zero [so that in Eq. (5) is not needed]. These approximations become better with larger system size and for intermediate $\cos \xi$ when the quasiparticles remain further apart. The symbol convention is the same as in Fig. 3. Lines interpolate Monte Carlo results.

In conclusion, we studied numerically the braiding statistics of quasiparticles in the MR state. Our findings for 2, 4, and 6 quasiparticles are in agreement with and thus confirm the results previously drawn within the CFT framework. Details of the calculation with 6 quasiparticles will be discussed elsewhere [10].

We have enjoyed helpful discussions with B. I. Halperin, C. Nayak, and F. von Oppen. This work was supported in part by NSF Grant DMR-99-81283. The computations were performed on the O2000 supercomputer CPU farm at Boston University.

-
- [1] B. I. Halperin, Phys. Rev. Lett. 52, 1583 (1984).
 - [2] D. Arovas, J. R. Schrieffer, and F. Wilczek, Phys. Rev. Lett. 53, 722 (1984).
 - [3] F. Wilczek and A. Zee, Phys. Rev. Lett. 52, 2111 (1984).
 - [4] G. Moore and N. Read, Nucl. Phys. B 360, 362 (1991).
 - [5] N. Read, Physica B 298, 121 (2001).
 - [6] N. Read and E. Rezayi, Phys. Rev. B 59, 8084-8092 (1999); N. R. Cooper, N. K. Wilkin, and J. M. F. Gunn, Phys. Rev. Lett. 87, 120405 (2001).
 - [7] D. A. Ivanov, Phys. Rev. Lett. 86, 268-271 (2001).
 - [8] M. H. Freedman, A. Kitaev, M. J. Larsen, and Z. Wang, Bull. Am. Math. Soc., in press.
 - [9] F. Wilczek, unpublished lecture (2002).
 - [10] Y. Tserkovnyak and S. H. Simon, in preparation.
 - [11] F. D. M. Haldane, Phys. Rev. Lett. 51, 605 (1983).
 - [12] C. Nayak and F. Wilczek, Nucl. Phys. B 479, 529 (1996).
 - [13] N. Read and E. Rezayi, Phys. Rev. B 54, 16864 (1996).
 - [14] Numerically, the sign of the square root can be obtained by enforcing appropriate linear relations for the overcomplete basis of Pfaffian wave functions [10, 12].
 - [15] N. Read and D. Green, Phys. Rev. B 61, 10267 (2000).
 - [16] See, e.g., Monte Carlo Methods in Statistical Physics, edited by K. Binder, 2nd edition (Springer-Verlag, New York, 1986).
 - [17] V. Gurarie and C. Nayak, Nucl. Phys. B 506, 685 (1997).