

Intelligent Minority Game with genetic-crossover strategies

Marko Sysi-Aho, Anirban Chakraborti and Kimmo Kaski

*Laboratory of Computational Engineering, Helsinki University of
Technology, P. O. Box 9203, FIN-02015 HUT, Finland.*

Abstract

We study a simple game theoretical model of heterogeneous interacting agents. In our model called the intelligent minority game, we assume that the agents play the basic minority game but in addition they are intelligent and modify their strategies periodically, depending on their performances. The agents use one-point genetic crossover mechanism, inspired from genetic evolution in biology, to modify the strategies. We find significant changes in the performances of the agents when they use these genetic-crossover strategies and the game enters into a more efficient state (than in the basic minority game), where each player uses the strategies which maximize the individual performances and the total utility of the system increases.

1 Introduction

The dynamics of interacting agents competing for scarce resources are believed to underlie the behaviour of complex systems in natural sciences (physics [1], biology [2]) and social sciences (economics [3, 4, 5], sociology [6]). Since the agents (for example in a financial market) compete for scarce resources (monetary), they have to be the best in order to survive— similar to the idea of “survival of the fittest” among biological species in nature. In fact, genetic algorithms were invented, inspired by the processes observed in natural evolution [7, 8, 9]. These algorithms using simple mechanisms turned out to solve some extremely complicated problems, for example, in computer science and operations research without knowledge of the decoded world, like in nature. Also, in studies of interactions in heterogeneous systems (like a market), analytical and numerical tools of statistical physics have been combined with standard theories of economics, for example, game theory, which deals with making decisions when a number of rational opponents are involved under conditions of conflict and competition [10, 11, 12, 4, 5]. This provides an alternative to the representative approach of microeconomics, where one has a theory with a single (representative) agent, based on the assumption that all the agents are identical [13]. We choose a simple game theoretical model of heterogeneous interacting agents, the minority game (MG) [14]. This model is inspired by the famous El Farol Bar problem [6] and is a model of agents having a finite number of strategies and finite amount of public information,

interacting through a global quantity (whose value is fixed by all the agents) and thus representing a market mechanism. In the original model the agents choose their strategy through a simple adaptive dynamics based on *inductive reasoning* [6]. Here, we introduce the fact that the agents are *intelligent* and modify their strategies from time to time, depending on their performance, in order to be the best or survive in the market. We thus call this model an intelligent minority game (IMG). The mechanism of modifying the strategies uses *one-point genetic crossover*, inspired from genetic evolution in biology. In nature, one-point crossover occurs when two parents exchange parts of their corresponding chromosomes after a selected point, creating offsprings [9]. We find significant changes in the performances of the agents when they use these genetic-crossover strategies and the game enters into a more efficient state, where each player uses the strategies which maximize the individual performances and the total utility of the system increases.

2 Model and results

The basic minority game (BMG) consists of N (odd natural number) agents that can perform only two actions, for example, “buy” or “sell” commodities/assets, denoted here by 0 or 1, at a given time t . An agent wins the game if it is one of the members of the minority group. All the agents have access to finite amount of public information, which is a common bit-string “memory” of the M most recent outcomes. Thus the agents are said to exhibit

“bounded rationality” [6]. Consider for example, memory $M = 2$; then there are $P = 2^M = 4$ possible “history” bit strings: 00, 01, 10 and 11. A “strategy” consists of a response, i.e., 0 or 1, to each possible history bit strings; therefore, there are $G = 2^P = 2^{2^M} = 16$ possible strategies which constitute the “strategy space”. In our study, we use the reduced strategy space (RSS) by picking only the uncorrelated strategies (which have Hamming distance $d_H = 1/2$) [15]. At the beginning of the game, each agent randomly picks k strategies, and after the game, assigns one “virtual” point to a strategy which would have predicted the correct outcome. The actual performance r of the player is measured by the number of times the player wins, and the strategy, using which the player wins, gets a “real” point. We also keep a record of the number of agents who have chosen a particular action, say, “selling” denoted by 1, $N_1(t)$ as a function of time. The fluctuations in the behaviour of $N_1(t)$ actually indicate the system’s total utility. For example, we can have a situation where only one player is in the minority and all the other players lose. The other extreme case is when $(N - 1)/2$ players are in the minority and $(N + 1)/2$ players lose. The total utility of the system is obviously greater for the latter case and from this perspective, the latter situation is more desirable. Therefore, the system is more efficient when there are smaller fluctuations around the mean than when the fluctuations are larger.

In our IMG model, we take the basic minority game and in addition assume that the players are intelligent and therefore modify their strategies

after a period τ depending on their performances. If they find that they are among the fraction n (where $0 < n < 1$) of the players who have the worst performances, they modify any two of their strategies chosen randomly from the pool of k strategies. The mechanism by which they modify their strategies is that of one-point genetic crossover and hence we call τ the “crossover time”. In nature, one-point crossover occurs when two parents exchange parts of their corresponding chromosomes after a selected point, creating offsprings [9]. In our case, the mechanism is shown schematically in Figure 1, where the strategies s_i and s_j are the parents and we choose the breaking point randomly and through this one-point genetic crossover, the children s_k and s_l are produced. We should note that the strategy space changes but it is still of the same size and dimension.

The performances of the players in the IMG are compared with those in the BMG in Figure 2. We have scaled the performances of all the players such that their mean is zero so that we can compare easily the success of the agents in each case. We find that there are significant differences in the performances of the players. The performance of a player in the BMG does not change drastically in the course of the game as shown in Figure 2 (a). However, in the IMG, the players’ performances may change dramatically even after initial downfalls, and they often do better after they have produced new strategies using the one-point genetic crossovers, as we can see in Figure 2 (b). We plot the time-variation of N_1 (the number of agents who choose action 1, i.e., “sell”) for the BMG in comparison to the IMG in Figures 3 (a)

and (b). Also the histograms of N_1 for the BMG and the IMG are plotted in Figures 3 (c) and (d). Clearly evident from these figures is the fact that when we allow one-point genetic crossovers in strategies, the system moves toward a more efficient state since the fluctuations in N_1 decreases and the histogram of N_1 becomes narrower and sharper. We have also studied the effect of increasing the fraction of players n , who are forced to change their strategies due to bad performances, on the distributions of the number of switches and the number of genetic crossovers the players make. The results are shown in Figure 4. Obviously, more switches and crossovers are made as n increases. Our results are robust as they have been produced from simulations with different parameter sets. We also noted that in the IMG, the worst players were often those who switched strategies most frequently and the best players those who made the least number of switches after finding a good strategy. Further, we found that the players who do not make any genetic crossovers are unable to compete with those who make genetic crossovers, and their performances were found to dwindle about zero. We also found that as we increase the crossover time τ , the time for the system to reach the efficient state (where the fluctuations have decreased significantly and after that remain more or less constant) is longer [16].

3 Summary and discussions

In summary, we studied a game theoretical model of heterogeneous agents where the players are intelligent. After a certain period the players compare their performances and if they find that they belong to the worst fraction, they modify their strategies using the one-point genetic crossover mechanism. One advantage of this mechanism is clearly that the dimensionality of the strategy space as well as the number of elements in the strategy space remain the same. It is also appealing that starting from a small number of strategies, many good strategies can be generated by the players in the course of the game. We found significant differences in the performances of the players. Here, even though the players may not have performed well initially, they often did better when they used new strategies generated by the one-point genetic crossovers. We also found that when we allowed one-point genetic crossovers in strategies, the system moved toward a more efficient state.

Acknowledgement

This research was partially supported by the Academy of Finland, Research Centre for Computational Science and Engineering, project no. 44897 (Finnish Centre of Excellence Programme 2000-2005).

Figure captions

Fig. 1 : Schematic diagram to show the mechanism of one-point genetic

crossover to produce new strategies. The strategies s_i and s_j are the parents. We choose the breaking point randomly and through this one-point genetic crossover, the children s_k and s_l are produced.

Fig. 2 : Plots of the performances of (a) the best player (black), the worst player (magenta) and two randomly selected players (green and blue) in the BMG, where $N = 1001$, $M = 5$, $k = 10$ and $t = 1999$, and (b) the best player (black), the worst player (magenta) and two randomly selected players (green and blue) in the IMG, where $N = 1001$, $M = 5$, $k = 10$, $t = 1999$, $n = 0.3$ and $\tau = 100$.

Fig. 3 : Plots of the (a) time-variation of N_1 (the number of agents who choose action 1, i.e., “sell”) for the BMG (b) time-variation of N_1 for the IMG (c) histogram of N_1 for the BMG and (d) histogram of N_1 for the IMG. The simulations for the BMG have been made with $N = 1001$, $M = 5$, $k = 10$ and $t = 1999$ and for the IMG with $N = 1001$, $M = 5$, $k = 10$, $t = 1999$, $n = 0.3$ and $\tau = 100$.

Fig. 4 : The histograms of the number of switches the players make in the IMG for (a) $n = 0.3$ (b) $n = 0.4$ (c) $n = 0.5$, and the histograms of the number of genetic crossovers the players make in the IMG for (d) $n = 0.3$ (e) $n = 0.4$ and (f) $n = 0.5$. The simulations have been made with $N = 1001$, $M = 4$, $k = 10$, $t = 1999$ and $\tau = 10$.

References

- [1] B. A. Huberman, P. L. T. Pirolli, J. E. Pitkow and R. M. Lukose, *Science* **280**, 95 (1998).
- [2] M. Nowak and R. May, *Nature* **359**, 826 (1992).
- [3] T. Lux and M. Marchesi, *Nature* **397**, 498 (1999).
- [4] D. Lamper, S. D. Howison and N. F. Johnson, *Phys. Rev. Lett.* **88**, 17902 (2002).
- [5] I. Giardina and J.-P. Bouchaud, *preprint cond-mat/0206222* (2002).
- [6] W. B. Arthur, *Am. Econ. Rev.* **84**, 406 (1994).
- [7] J. H. Holland, *Adaptation in Natural and Artificial Systems*, University of Michigan Press, Ann Arbor (1975).
- [8] D. E. Goldberg, *Genetic Algorithms in Search, Optimization and Machine Learning*, Addison-Wesley, Reading, Massachusetts (1989).
- [9] D. Lawrence (Ed.), *Handbook of Genetic Algorithms*, Van Nostrand Reinhold, New York (1991).
- [10] R. N. Mantegna and H. E. Stanley, *An Introduction to Econophysics*, Cambridge University Press, Cambridge (2000).
- [11] J.-P. Bouchaud and M. Potters, *Theory of Financial Risk*, Cambridge University Press, Cambridge (2000).

- [12] S. Moss de Oliveira, P. M. C. de Oliveira and D. Stauffer, *Evolution, Money, War and Computers*, B. G. Teubner, Stuttgart-Leipzig (1999); J. D. Farmer, *preprint available on adap-org/9912002* (1999); P. W. Anderson, K. J. Arrow and D. Pines (Eds.), *The Economy as an Evolving Complex system*, Addison-Wesley, Redwood City (1988).
- [13] A. Mas-Colell, M. D. Whinston and J. R. Green, *Microeconomic Theory*, Oxford University Press, New York (1995).
- [14] D. Challet and Y.-C. Zhang, *Physica A* **246**, 407 (1997).
- [15] D. Challet and Y.-C. Zhang, *Physica A* **256**, 514 (1998).
- [16] M. Sysi-Aho, A. Chakraborti and K. Kaski, under preparation (2002).

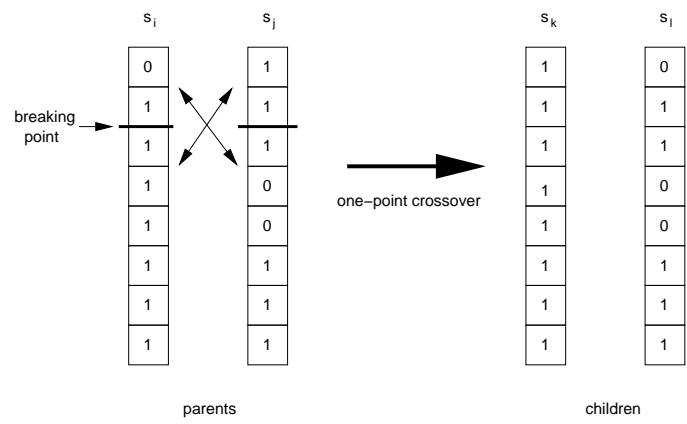


Fig. 1

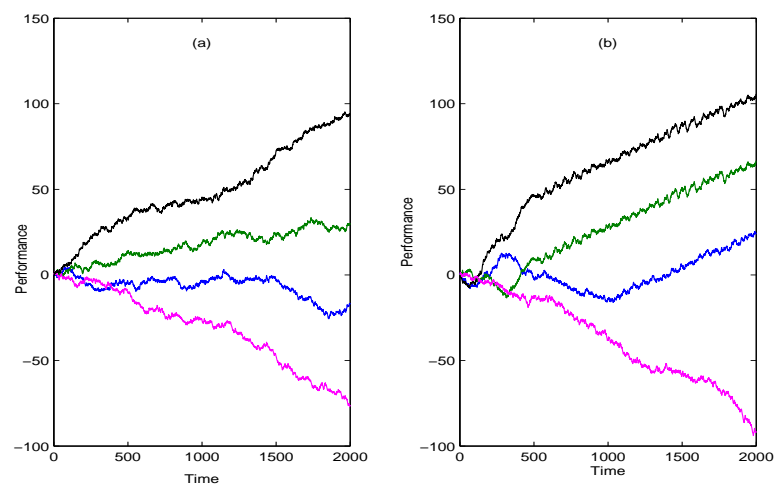


Fig. 2

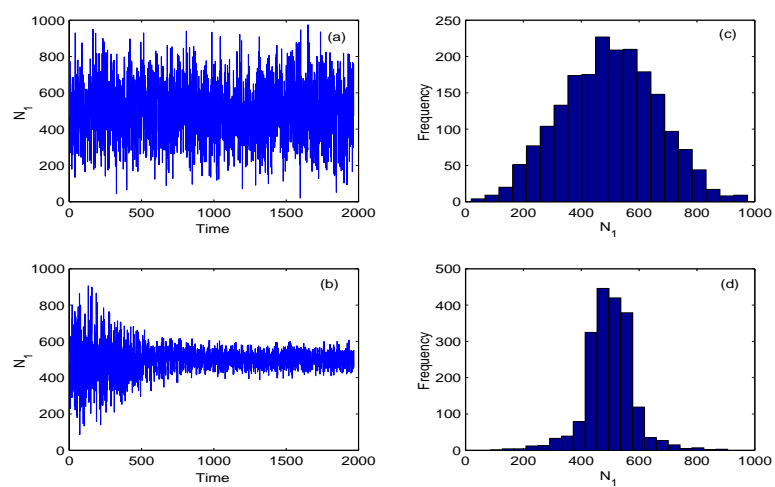


Fig. 3

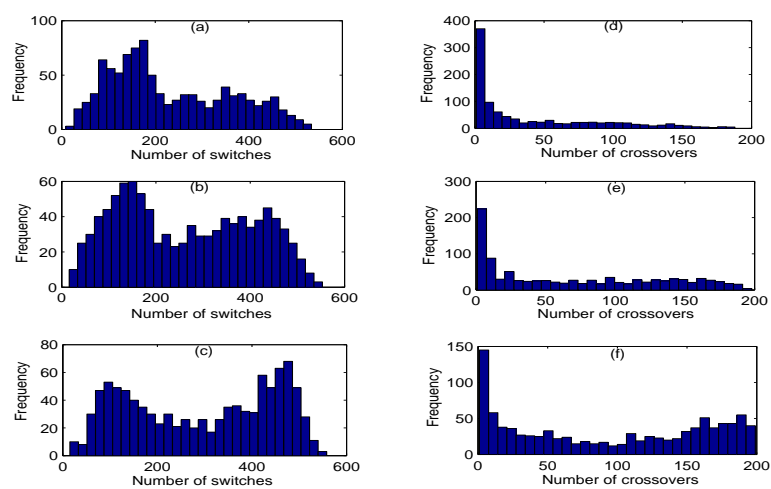


Fig. 4