

A Stochastic Evolutionary Model Exhibiting Power-Law Behaviour with an Exponential Cutoff

Trevor Fenner, Mark Levene, and George Loizou
 School of Computer Science and Information Systems
 Birkbeck College, University of London
 London WC1E 7HX, U.K.
 {trevor,mark,george}@dcs.bbk.ac.uk

Abstract

Recently several authors have proposed stochastic evolutionary models for the growth of complex networks that give rise to power-law distributions. These models are based on the notion of preferential attachment leading to the “rich get richer” phenomenon. Despite the generality of the proposed stochastic models, there are still some unexplained phenomena, which may arise due to the limited size of networks such as protein and e-mail networks. Such networks may in fact exhibit an exponential cutoff in the power-law scaling, although this cutoff may only be observable in the tail of the distribution for extremely large networks. We propose a modification of the basic stochastic evolutionary model, so that after, for example, a node is chosen preferentially, say according to the number of its inlinks, there is a small probability that this node will be discarded. We show that as a result of this modification, by viewing the stochastic process in terms of an urn transfer model, we obtain a power-law distribution with an exponential cutoff. Unlike many other models, the current model can capture instances where the exponent of the distribution is less than or equal to two. As a proof of concept, we demonstrate the consistency of our model by analysing the protein yeast network, whose distribution is known to follow a power law with an exponential cutoff.

1 Introduction

Power-law distributions taking the form

$$f(i) = C i^{-\tau}, \quad (1)$$

where C and τ are positive constants, are abundant in nature [Sor00]. Examples of such distributions are: *Zipf’s law*, which states that the relative frequency of words in a text is inversely proportional to their rank, *Pareto’s law*, which states that the number of people whose personal income is above a certain level follows a power-law distribution with an exponent between 1.5 and 2 (Pareto’s law is also known as the *80:20 law*, stating that about 20% of the population earn 80% of the income) and *Gutenberg-Richter’s law*, which states that the number of earthquakes over a period of time having a certain magnitude is roughly inversely proportional to the magnitude.

Recently several researchers have detected power-law distributions in the topology of several networks such as the World-Wide-Web [BKM⁺00, KRR⁺00] and author citation graphs [Red98]. The motivation for this research is two-fold.

First, from a complex network perspective we would like to understand the statistical mechanisms that govern the growth of a network. This has lead to fruitful interdisciplinary research by a mixture of Computer Scientists, Mathematicians, Statisticians, Physicists, and Social Scientists [AB02, DM00, KRL00, New01, PFL⁺02], who are actively involved in trying to figure out the various characteristics of a complex network such as the degree distribution of its nodes, its diameter, and the relative sizes of its various components. These researchers have proposed various stochastic models for the evolution of complex networks with the common theme of *preferential attachment*, which results in the “rich get richer” phenomenon, for example, where new links to existing nodes are added in proportion to the number of links to these already existing nodes. Take the web as an example of a complex network. One of the challenges in this line of research is to explain the empirically discovered power-law distributions [AH01]. It turns out that the evolutionary model of preferential attachment fails to explain several of the empirical results, due to the fact that the exponents predicted are inconsistent with the observations. To address this problem, we proposed in [LFLW02] an extension of the stochastic model for the web’s evolution in which the addition of links utilises a mixture of preferential and non-preferential mechanisms. Moreover, we devised a general stochastic model involving the transfer of balls between urns that also naturally models quantities such as the numbers of web pages in and visitors to a web site, which are not naturally described in graph-theoretic terms.

Another extension of the preferential attachment model, proposed in [DM00], takes into account the ageing of nodes so that a link is connected to an old node, not only preferentially, but also in proportion to the age of the node, so that the older the node is the less likely it is that other nodes will be connected to it. It was shown in [DM00] that if the ageing function is a power law, then the degree distribution has a phase transition from a power-law distribution, when the exponent of the ageing function is less than one, to an exponential distribution when the exponent is greater than one. A different model of node ageing was proposed in [ASBS00] but with two alternative ageing functions. With the first function the time a node remains ‘active’, i.e. receives new links, decays exponentially, and with the second function a node remains active until it receives a maximum number of inlinks. Both functions were shown by simulation to lead to an exponential cutoff in the degree distribution and for strong enough constraints a crossover to an exponential distribution was detected. Another explanation of the cutoff, offered in [MBSA02], is that when a link is created the author of the link has limited information processing capabilities and thus only considers a fraction of nodes they consider to be ‘interesting’ to link to. It was shown by simulation that when the fraction of interesting nodes is much less than one, then there is a crossover from a power-law distribution to one that exhibits an exponential cutoff.

A second motivation for this research is that the viability and efficiency of network algorithms are affected by the statistical distributions that govern the network’s structure. For example, the discovered power-law distributions on the web have recently found applications in local search strategies in web graphs [ALPH01], compression of web graphs [AM01] and an analysis of the robustness of networks against error and attack [AJB00, JMBO01].

Despite the generality of the proposed stochastic models for the evolution of complex networks, there are still some unexplained phenomena; these may arise due to the limited size of networks such as protein, e-mail, actor and collaboration networks. Such networks may in fact exhibit an exponential cutoff in the power-law scaling, although this cutoff may only be observable in the tail of the distribution for extremely large networks. The exponential cutoff

is of the form

$$f(i) = C i^{-\tau} q^i, \quad (2)$$

with $0 < q < 1$, which will result in a lower exponent τ than would be obtained by trying to fit a power law without taking the cutoff into account. It is important to mention that, unlike many other models leading to power-law distributions, the model with a cutoff can capture situations in which the exponent of the distribution is less than or equal to two, which would otherwise have infinite expectation.

An exponential cutoff has been observed in protein networks [JMBO01], in e-mail networks [EMB02], in actor networks [ASBS00], in collaboration networks [New01, Gro02], and is apparently also present in the distribution of inlinks in the web graph [MBSA02], where a cutoff has not been previously noted. We expect that in many cases, where power-law distributions have already been observed, it is possible that a better model for regression would be obtained with an exponential cutoff model like (2), where q is very close to one.

The main aim of this paper is to provide a stochastic evolutionary model which results in asymptotic power-law distributions with an exponential cutoff, thus allowing us to model finite systems more accurately and, in addition, enabling us to explain phenomena where the exponent is less than or equal to two. As with many of these stochastic growth models, the ideas originated from Simon's visionary paper published in 1955 [Sim55]. At the very beginning of his paper, in equation (1.1), Simon observed that the class of distribution functions he was about to analyse can be approximated by a distribution like (2); he called the term q^i the *convergence factor* and suggested that q is close to one. He then went on to present his well-known model, which yields power-law distributions like (1) and provided the basis for the models rediscovered over 40 years later. Simon gave no explanation in terms of his model for the appearance, in practice, of the convergence factor.

Considering, for example, the web graph, the modification we make to the basic model to explain the convergence factor is that after a web page is chosen preferentially, say according to the number of its inlinks, there is a small probability that this page will be discarded. A possible reason for this may be that the web page has acquired too many inlinks and therefore needs to be redesigned, or simply that an error has occurred and the page is lost. Further examples, are e-mail networks where new users join and old users leave the network, and protein networks, where proteins may appear or disappear from the network over time.

Networks with an exponential cutoff fall into two categories. The first category of networks, which includes actor and collaboration networks, is monotonically increasing, i.e. nodes and links are not removed from such networks. In this category nodes can be either active, in which case they can be the source or destinations of new links, or inactive in which case they are not involved in any new links from the time they first become inactive. The second category of networks, which includes the web graph, e-mail and protein networks, is non-monotonic, i.e. links and nodes may be removed. Here we consider only the second category of networks, where only node deletion is allowed. (In [FLL03] we considered the case where only link removal is allowed and have shown that the degree distribution follows a power law.) The first category of networks having an exponential cutoff in their degree distribution will be dealt with in a follow-up paper.

The rest of the paper is organised as follows. In Section 2 we present an urn transfer model that extends Simon's model by allowing a ball to sometimes be discarded. In Section 3 we derive the steady state distribution of the model, which, as stated, follows an asymptotic

power law with an exponential cutoff like (2). In Section 4 we demonstrate that our model can provide an explanation of the empirical distributions found in protein networks. Finally, in Section 5 we give our concluding remarks.

2 An Urn Transfer Model

We now present an *urn transfer model* [JK77] for a stochastic process that emulates the situation when balls (which might represent, for example, proteins or emails) are discarded with a small probability. This model can be viewed as an extension of Simon's model [Sim55], where balls enter the first urn with fixed probability p between zero and one and are moved along from one urn to the next with probability $1-p$. We assume that a ball in the i th urn has i pins attached to it (which might represent, for example, interactions between proteins or an e-mail exchange between users). We note that there is a correspondence between the Barabási and Albert model [BA99], defined in terms of nodes and links, and Simon's model, defined in terms of balls and pins, as was established in [BE01]. Essentially, the correspondence is obtained by noting that balls in an urn can be viewed as an equivalence class of nodes all having the same connectivity.

We assume a countable number of urns, $urn_1, urn_2, urn_3, \dots$. Initially all the urns are empty except urn_1 , which has one ball in it. Let $F_i(k)$ be the number of balls in urn_i at stage k of the stochastic process, so $F_1(1) = 1$. Then, at stage $k+1$ of the stochastic process, where $k \geq 1$, one of two things may occur:

- (i) with probability p , $0 < p < 1$, a new ball is inserted into urn_1 , or
- (ii) with probability $1-p$ an urn is selected, with urn_i being selected with probability proportional to $iF_i(k)$, and a ball is chosen from urn_i ; then,
 - (a) with probability q , $0 < q \leq 1$, the chosen ball is transferred to urn_{i+1} , (this is equivalent to attaching an additional pin to the ball chosen from urn_i), or
 - (b) with probability $1-q$ the ball chosen is discarded.

The expected total number of balls in the urns is given by

$$\begin{aligned} E\left(\sum_{i=1}^k F_i(k)\right) &= 1 + (k-1)(p - (1-p)(1-q)) \\ &= (1-p)(2-q) + k(p - (1-p)(1-q)). \end{aligned} \quad (3)$$

We note that we could modify the initial conditions so that, for example, urn_1 initially contained $\delta > 1$ balls instead of one. It can be shown, from the development of the model below, that any change in the initial conditions will have no effect on the asymptotic distribution of the balls in the urns as k tends to infinity, provided the process does not terminate with all of the urns empty.

To ensure that, on average, more balls are added to the system than are discarded, on account of (3) we require, $p > (1-p)(1-q)$, which implies

$$q > \frac{1-2p}{1-p}. \quad (4)$$

From now on we assume that this holds. This constraint implies that the probability that the urn transfer process will *not* terminate with all the urns being empty is positive. More specifically, the probability of non-termination is given by

$$1 - \left(\frac{(1-p)(1-q)}{p} \right)^\delta, \quad (5)$$

where δ is the initial number of balls in urn_1 ; this is exactly the probability that the gambler's fortune will increase forever [Ros83].

The total number of pins attached to balls in urn_i at stage k is $iF_i(k)$, so the expected total number of pins in the urns is given by

$$\begin{aligned} E\left(\sum_{i=1}^k iF_i(k)\right) &= 1 + (k-1)(p + (1-p)q) - (1-p)(1-q) \sum_{j=1}^{k-1} \theta_j \\ &= k(p + (1-p)q) - (1-p)(1-q) \left(\sum_{j=1}^{k-1} \theta_j - 1 \right), \end{aligned} \quad (6)$$

where θ_j , $1 \leq j \leq k-1$, is the expectation of Θ_j , the number of pins attached to the ball chosen at step (ii), i.e.

$$\theta_j = E(\Theta_j) = E\left(\frac{\sum_{i=1}^j i^2 F_i(j)}{\sum_{i=1}^j i F_i(j)}\right). \quad (7)$$

As a consequence we have

$$1 \leq \theta_j \leq j, \quad (8)$$

since at stage j there cannot be more than j pins in the system.

Now let

$$\theta^{(k)} = \frac{1}{k} \sum_{j=1}^k \theta_j.$$

Since there are at least as many pins in the system as there are balls, it follows from (3) and (6) that

$$1 \leq \theta^{(k)} \leq \frac{k-1}{k(1-q)} < \frac{1}{1-q}. \quad (9)$$

So, since $\theta^{(k)}$ is bounded, we will make the reasonable assumption that $\theta^{(k)}$ tends to a limit θ as k tends to infinity, i.e.

$$\lim_{k \rightarrow \infty} \theta^{(k)} = \theta. \quad (10)$$

Letting k tend to infinity in (9) gives

$$1 \leq \theta \leq \frac{1}{1-q}.$$

In the next section we demonstrate through simulations of the stochastic process that our assumption that $\theta^{(k)}$ converges is realistic. We also explain how the asymptotic value θ may be obtained, assuming that the limit exists.

3 Derivation of the Steady State Distribution

Following Simon [Sim55], we now state the mean-field equations for the urn transfer model. Thus for $i > 1$ we have

$$E_k(F_i(k+1)) = F_i(k) + \beta_k \left(q(i-1)F_{i-1}(k) - iF_i(k) \right), \quad (11)$$

where $E_k(F_i(k+1))$ is the expected value of $F_i(k+1)$ given the state of the model at stage k , and

$$\beta_k = \frac{1-p}{\sum_{i=1}^k iF_i(k)} \quad (12)$$

is the normalising factor.

Equation (11) gives the expected number of balls in urn_i at stage $k+1$. This is equal to the previous number of balls in urn_i plus the probability of adding a ball to urn_i minus the probability of removing a ball from urn_i . The former probability is just the probability of choosing a ball from urn_{i-1} and transferring it to urn_i in step (ii)(a) of the stochastic process defined in Section 2, whilst the latter probability is the probability of choosing a ball from urn_i in step (ii) of the process.

In the boundary case, when $i = 1$, we have

$$E_k(F_1(k+1)) = F_1(k) + p - \beta_k F_1(k), \quad (13)$$

for the expected number of balls in urn_1 , which is equal to the previous number of balls in the first urn plus the probability of inserting a new ball in urn_1 in step (i) of the stochastic process defined in Section 2 minus the probability of choosing a ball from urn_1 in step (ii).

In order to solve the equations for the model, we make the assumption that, for large k , the random variable β_k can be approximated by a constant (i.e. non-random) value depending only on k . We take this approximation to be

$$\hat{\beta}_k = \frac{1-p}{k(p + (1-p)q - (1-p)(1-q)\theta^{(k)})}.$$

The motivation for this approximation is that the denominator in the definition of β_k has been replaced by an asymptotic approximation of its expectation as given in (6). We observe that replacing β_k by $\hat{\beta}_k$ results in an approximation similar to that of the “ p_k model” in [LFLW02], which is essentially a *mean-field* approach.

We can now take expectations of (11) and (13). Thus, by the linearity of expectations, we obtain

$$E(F_i(k+1)) = E(F_i(k)) + \hat{\beta}_k \left(q(i-1)E(F_{i-1}(k)) - iE(F_i(k)) \right) \quad (14)$$

and

$$E(F_1(k+1)) = E(F_1(k)) + p - \hat{\beta}_k E(F_1(k)). \quad (15)$$

In order to obtain an asymptotic solution of equations (14) and (15), we would like to show that $E(F_i(k))/k$ converges to f_i as k tends to infinity. Suppose for the moment that

this is the case, then, provided the convergence is fast enough, $E(F_i(k+1)) - E(F_i(k))$ tends to f_i . By “fast enough” we mean $\epsilon_{i,k+1} - \epsilon_{i,k}$ is $o(1/k)$ for large k , where

$$E(F_i(k)) = k(f_i + \epsilon_{i,k}).$$

Now, letting

$$\beta = \frac{1-p}{p + (1-p)q - (1-p)(1-q)\theta}, \quad (16)$$

we see that $\hat{\beta}_k E(F_i(k))$ tends to βf_i as k tends to infinity.

So, letting k tend to infinity, (14) and (15) yield

$$f_i = \beta(q(i-1)f_{i-1} - if_i), \quad (17)$$

for $i > 1$, and

$$f_1 = p - \beta f_1. \quad (18)$$

Following the lines of the proof given in the Appendix of [LFLW02], we argue that $\epsilon_{i,k}$ tends to zero as k tends to infinity provided we make the further assumption that

$$|\theta - \theta^{(k)}| \leq \frac{c}{k},$$

for some constant c . In other words, this assumption states that the expected number of pins attached to the balls chosen in the first k stages of the stochastic process is within a constant of the asymptotic expected number of pins attached to the chosen ball multiplied by k , i.e.

$$k\theta - c \leq \sum_{j=1}^k \theta_j \leq k\theta + c.$$

In order to verify the convergence we ran some simulations; these will be discussed at the end of this section.

Provided that β_k can be approximated by $\hat{\beta}_k$ for large k , then, under the stated assumptions, f_i is the asymptotic expected rate of increase of the number of balls in urn_i ; thus the asymptotic proportion of balls in urn_i is proportional to f_i .

From (17) and (18) we obtain

$$f_i = \frac{\beta q (i-1)}{1 + i\beta} f_{i-1} = \frac{q (i-1)}{i + \rho} f_{i-1} \quad (19)$$

and

$$f_1 = \frac{p}{1 + \beta} = \frac{\rho p}{1 + \rho}, \quad (20)$$

where $\rho = 1/\beta$. Now, on repeatedly using (19), we get

$$f_i = \frac{\rho p q^{i-1} 1 \cdot 2 \cdots (i-1)}{(1 + \rho) (2 + \rho) \cdots (i + \rho)} = \frac{\rho p \Gamma(1 + \rho) \Gamma(i) q^i}{q \Gamma(i + 1 + \rho)}, \quad (21)$$

where Γ is the gamma function [AS72, 6.1].

Thus for large i , on using Stirling's approximation [AS72, 6.1.39], we obtain f_i in a form corresponding to (2):

$$f_i \sim \frac{C q^i}{i^{1+\rho}}, \quad (22)$$

where \sim means *is asymptotic to*, and

$$C = \frac{\rho p \Gamma(1+\rho)}{q}.$$

From (21), it follows that

$$\begin{aligned} \sum_{i=1}^{\infty} f_i &= \frac{\rho p \Gamma(2+\rho)}{1+\rho} \sum_{j=0}^{\infty} \frac{\Gamma(j+1) \Gamma(j+1)}{\Gamma(j+2+\rho)} \frac{q^j}{j!} \\ &= \frac{\rho p}{1+\rho} F(1, 1; 2+\rho; q), \end{aligned} \quad (23)$$

where F is the hypergeometric function [AS72, 15.1.1]. From (23) it is immediate that the first moment is given by

$$\sum_{i=1}^{\infty} i f_i = \frac{\rho p}{1+\rho} F(1, 2; 2+\rho; q), \quad (24)$$

and the second moment is given by

$$\sum_{i=1}^{\infty} i^2 f_i = \frac{\rho p}{1+\rho} F(2, 2; 2+\rho; q). \quad (25)$$

Under the assumptions we have made for the steady state distribution, using (7), (24) and (25) we obtain

$$\theta = \frac{F(2, 2; 2+\rho; q)}{F(1, 2; 2+\rho; q)}. \quad (26)$$

In the special case when $q = 1$, which is Simon's original model, using the fact that in this case $\rho = 1/(1-p)$, we obtain by Gauss's formula [AS72, 15.1.20]

$$\sum_{i=1}^{\infty} i f_i = 1,$$

as expected, and

$$\sum_{i=1}^{\infty} i^2 f_i = \frac{1}{2p-1},$$

which is valid only if $p > 0.5$, i.e. $\rho > 2$.

Letting k tend to infinity in (6) and using (16) we obtain

$$\sum_{i=1}^{\infty} i f_i = \frac{1-p}{\beta} = \rho(1-p).$$

Together with (24), this gives the following equation for ρ in terms of p and q :

$$(1 - p)(1 + \rho) = p F(1, 2; 2 + \rho; q). \quad (27)$$

This equation may be solved numerically to obtain the value of ρ , and θ can then be obtained from (16) or (26). (It can be shown that, by virtue of (27), both equations yield the same value for θ .)

In order to verify the convergence assumptions we ran several stochastic simulations. For $p = 0.3$ and $q = 0.975$, the number of aborts (i.e. computations terminating because all the urns were empty) predicted by (5) is about 5.8%. We ran the simulation 1000 times, each run for 1000 steps. There were 49 aborts, with the maximum number of steps before aborting being 12 and the average 4.14.

Figure 1 shows a summary of ten runs, each of half a million steps, with the above parameters, plotting Θ_j against j . The bottom plot is the minimum Θ_j over the ten runs, the middle plot is the average and the top plot is the maximum. The asymptotic average value of Θ_j was 11.1902. On the other hand, computing θ from (26), averaged over ten runs, with ρ taken to be $(k\beta_k)^{-1}$, gave 11.1762. As a final check, computing ρ from (27) and θ from (26) or (16) gives 11.1753. In further simulations, similar plots were obtained for other values of p and q .

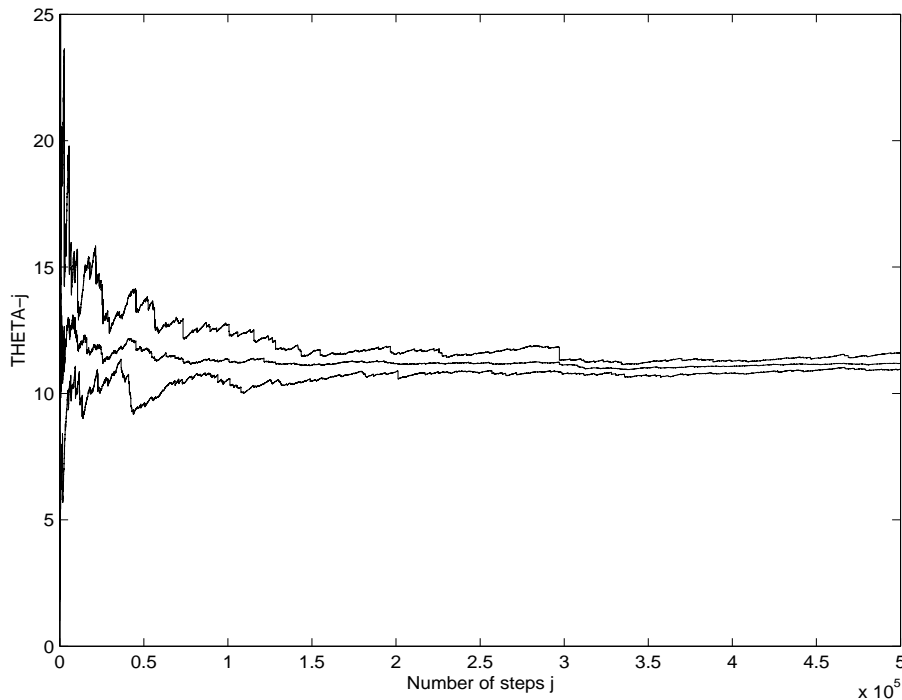


Figure 1: Convergence of Θ_j to θ

As a further validation, we ran the stochastic simulation for 10,000 steps, repeated 100 times, with parameters $p = 0.3$ and $q = 0.975$ as above, and compared it with a deterministic

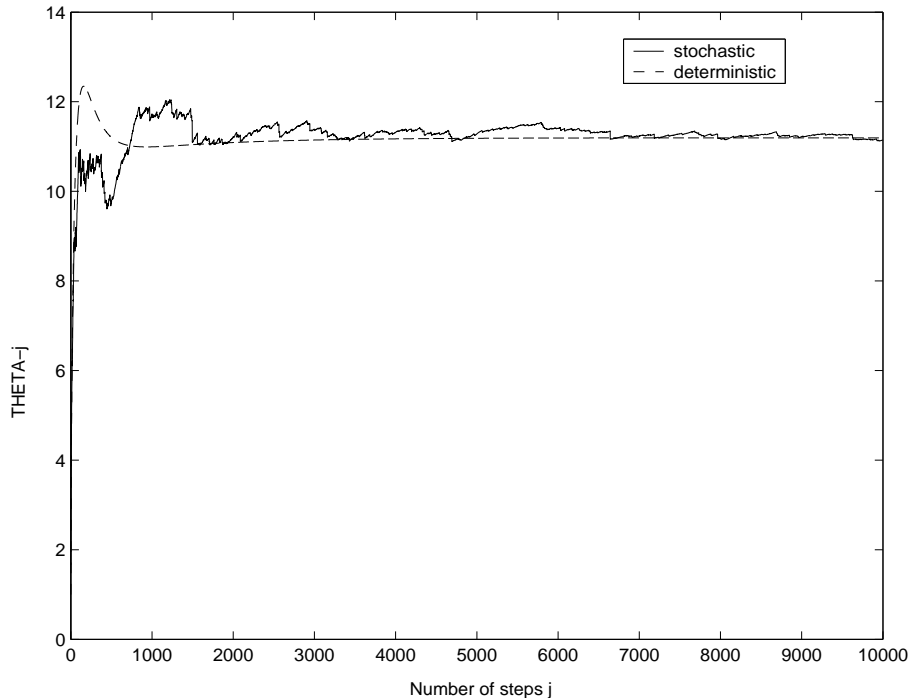


Figure 2: Comparison of the stochastic simulation and the deterministic computation

computation of the process using (11), (12) and (13) to maintain $E(F_i(k))$, the expected number of balls in each urn, instead of $F_i(k)$, the actual number of balls. The expected values will not in general be integral. The plots of the average Θ_j against j for the stochastic simulation (solid line) and the deterministic computation (dashed line) are shown in Figure 2. The asymptotic average value of Θ_j for the deterministic computation was 11.192 and for the stochastic simulation 11.145.

4 A Model for Protein Networks

As mentioned in the introduction, exponential cutoff has been observed in several networks. Our model can be directly applied to web graphs [MBSA02], where balls represent web pages and pins links, to e-mail networks [EMB02], where balls represent e-mail accounts and pins e-mails sent, and to protein networks [JMBO01], where balls represent proteins and pins protein interactions. In web graphs removing a ball corresponds to deleting a web page, in e-mail networks removing a ball corresponds to a user's e-mail account being removed from the network, and in protein networks removing a ball corresponds to gene loss resulting in the loss of a protein.

To deal with the other category of networks that exhibit exponential cutoff such as collaboration and actor networks we need to modify the model so that balls may become inactive without being removed from the network; as mentioned in the introduction we will deal this category of networks in a follow-up paper.

As a proof of concept we will concentrate on protein networks, and in particular we will examine the yeast protein interaction network [JMBO01], which is an undirected graph that

can be downloaded from www.nd.edu/~networks/database/protein. To obtain the values for ρ and q we performed a regression on a log-log transformation of the degree distribution of the yeast network, obtained from the data, to fit the equation

$$y = a + (\rho + 1)x + \ln(q) \exp(x) \quad (28)$$

implied by (22), where a is a constant; the result is shown in Figure 3. The values of ρ and q output from the regression are $\rho + 1 = 1.065$ and $q = 0.9642$, which are consistent with the values reported in [JMBO01] of $\rho + 1$ close to one and q approximately 0.9512.

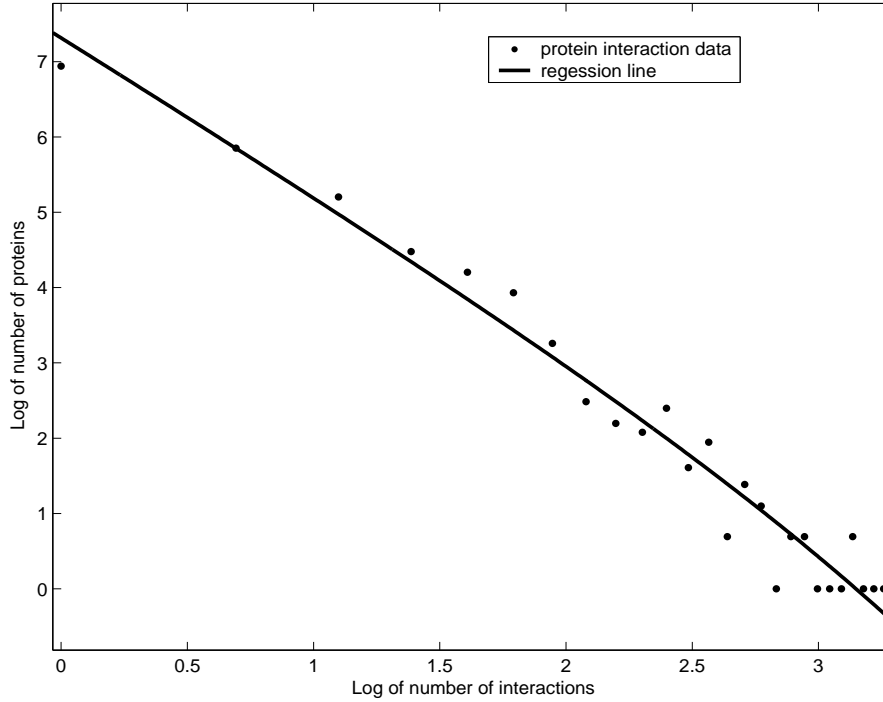


Figure 3: Yeast protein interaction network data

To validate our stochastic model we use

$$\frac{balls}{k} \approx p - (1 - p)(1 - q), \quad (29)$$

based on (3), where *balls* stands for the expected numbers of balls in the urns at stage k . The right-hand side of (29) is the limiting value of its left-hand side as k tends to infinity.

To derive p , we use ρ and q output from the above regression, and solve (27) numerically to obtain $p = 0.0427$. We carried out 10 simulation runs of the stochastic process using p and q , with a value of $k = 222905$ extrapolated from (29), where $balls = 1870$ was obtained from the data. The average value for ρ obtained from the simulation was 0.0656 and the average value for *balls* was 1946, confirming the validity of the model and the mean-field equations we have derived in Section 3.

5 Concluding Remarks

We have presented an extension of Simon’s classical stochastic process, which results in a power-law distribution with an exponential cutoff, and for which the power-law exponent need not exceed two. When viewing this stochastic process in terms of an urn transfer model, the cutoff is obtained by discarding the ball with probability $1 - q$ after a ball is chosen on the basis of preferential attachment. Given our assumption that, for large k , the normalising factor β_k can be approximated by the constant $\hat{\beta}_k$, we have derived the asymptotic formula (2) implying that the distribution of the number of balls in the urns approximately follows a power-law distribution with an exponential cutoff. We remark that we have, in fact, derived a more accurate solution, (21), in terms of gamma functions.

Exponential cutoff has been identified in protein, e-mail, actor and collaboration networks, and most likely occurs in other complex networks. Our model assumes that balls are discarded rather than just becoming inactive as in actor and collaboration networks (the treatment of such networks with inactive nodes will be dealt in a forthcoming paper). We validated our model with data from the yeast protein network, showing that our model provides an explanation for processes that give rise to a power-law distribution with an exponential cutoff. We have also checked that our model is consistent with the emergence of the power-law distribution for inlinks in the web graph. However, in this case, q is very close to one (cf. [MBSA02]), and we have not managed to observe an exponential cutoff in the data.

References

- [AB02] R. Albert and A.-L. Barabási. Statistical mechanics of complex networks. *Reviews of Modern Physics*, 74:47–97, 2002.
- [AH01] L.A. Adamic and B.A. Huberman. The Web’s hidden order. *Communications of the ACM*, 44(9):55–59, 2001.
- [AJB00] R. Albert, H. Jeong, and A.-L. Barabási. Error and attack tolerance of complex networks. *Nature*, 406:378–382, 2000.
- [ALPH01] L.A. Adamic, R.M. Lukose, A.R. Puniyani, and B.A. Huberman. Search in power-law networks. *Physical Review E*, 64:046135–1–046135–8, 2001.
- [AM01] M. Adler and M. Mitzenmacher. Towards compressing web graphs. In *Proceedings of IEEE Data Compression Conference*, pages 203–212, Snowbird, Utah, 2001.
- [AS72] M. Abramowitz and I.A. Stegun, editors. *Handbook of Mathematical Functions with Formulas, Graphs and Mathematical Tables*. Dover, New York, NY, 1972.
- [ASBS00] L.A.N. Amaral, A. Scala, M. Barthélemy, and H.E. Stanley. Classes of small-world networks. *Proceedings of the National Academy of Sciences of the United States of America*, 97:11149–11152, 2000.
- [BA99] A.-L. Barabási and R. Albert. Emergence of scaling in random networks. *Science*, 286:509–512, 1999.
- [BE01] S. Bornholdt and H. Ebel. World Wide Web scaling exponent from Simon’s 1955 model. *Physical Review E*, 64:035104–1–035104–4, 2001.

- [BKM⁺00] A. Broder, R. Kumar, F. Maghoul, P. Raghavan, A. Rajagopalan, R. Stata, A. Tomkins, and J. Wiener. Graph structure in the Web. *Computer Networks*, 33:309–320, 2000.
- [DM00] S.N. Dorogovtsev and J.F.F. Mendes. Evolution of networks with aging of sites. *Physical Review E*, 62:1842–1845, 2000.
- [EMB02] H. Ebel, L.-I. Mielsch, and S. Bornholdt. Scale-free topology of e-mail networks. *Physics Review E*, 66:035103–1–035103–4, 2002.
- [FLL03] T.I. Fenner, M. Levene, and G. Loizou. A stochastic model for the evolution of the web allowing link deletion. *Condensed Matter Archive*, cond-mat/0304316, 2003.
- [Gro02] J.W. Grossman. Patterns of collaboration in mathematical research. *SIAM News*, 35(9), November 2002.
- [JK77] N.L. Johnson and S. Kotz. *Urn Models and their Application: An Approach to Modern Discrete Probability*. Wiley Series in Probability and Mathematical Statistics. John Wiley & Sons, New York, NY, 1977.
- [JMBO01] H. Jeong, S.P. Mason, A.-L. Barabási, and Z.N. Oltvai. Lethality and centrality in protein networks. *Nature*, 411:41–42, 2001.
- [KRL00] P.L. Krapivsky, S. Redner, and F. Leyvraz. Connectivity of growing random networks. *Physics Review Letters*, 85:4629–4632, 2000.
- [KRR⁺00] R. Kumar, P. Raghavan, S. Rajagopalan, D. Sivakumar, A. Tomkins, and E. Upfal. Stochastic models for the web graph. In *Proceedings of IEEE Symposium on Foundations of Computer Science*, pages 57–65, Redondo Beach, Ca., 2000.
- [LFLW02] M. Levene, T.I. Fenner, G. Loizou, and R. Wheeldon. A stochastic model for the evolution of the Web. *Computer Networks*, 39:277–287, 2002.
- [MBSA02] S. Mossa, M. Barthélémy, H.E. Stanley, and L.A.N. Amaral. Truncation power law behavior in “scale-free” network models due to information filtering. *Physics Review Letters*, 88:138701–1–138701–4, 2002.
- [New01] M.E.J. Newman. The structure of scientific collaboration networks. *Proceedings of the National Academy of Sciences of the United States of America*, 98:404–409, 2001.
- [PFL⁺02] D.M. Pennock, G.W. Flake, S. Lawrence, E.J. Glover, and C.L. Giles. Winners don’t take all: Characterizing the competition for links on the web. *Proceedings of the National Academy of Sciences of the United States of America*, 99:5207–5211, 2002.
- [Red98] S. Redner. How popular is your paper? An empirical study of the citation distribution. *European Physical Journal B*, 4:131–134, 1998.
- [Ros83] S.M. Ross. *Introduction to Stochastic Dynamic Programming*. Academic Press, New York, NY, 1983.

- [Sim55] H.A. Simon. On a class of skew distribution functions. *Biometrika*, 42:425–440, 1955.
- [Sor00] D. Sornette. *Critical Phenomema in the Natural Sciences: Chaos, Fractals, Self-organization and Disorder: Concepts and Tools*. Springer Series in Synergetics. Springer-Verlag, Berlin, 2000.