

Noise activated granular dynamics

Fabio Cecconi,¹ Umberto Marini Bettolo Marconi,² Andrea Puglisi,^{3,4} and Angelo Vulpiani^{3,4}

¹*Dipartimento di Fisica, Università La Sapienza and INFN Unità di Roma I, P.le A. Moro 2, I-00185 Rome, Italy*

²*Dipartimento di Matematica e Fisica, Università di Camerino,*

Via Madonna delle Carceri, I-62032, Camerino, Italy and INFN, Unità di Camerino

³*Dipartimento di Fisica, Università La Sapienza, P.le A. Moro 2, I-00185 Rome, Italy*

⁴*INFN Center for Statistical Mechanics and Complexity, Italy*

We extend Kramers model of thermally activated barrier crossing by considering two particles moving in a bistable potential and colliding inelastically one with the other. The phenomenology of the model is extremely rich, containing clustering, inelastic collapse and exhibiting Arrhenius behavior of the mean escape time in a new set of relevant temperatures, related to the granular temperature. Transitions between different dynamical states are found and related to the macroscopic model of Eggers. Our study allows to attribute to the granular temperature a meaning as a control parameter for noise activated processes besides the usual kinetic definition.

PACS numbers: 02.50.Ey, 05.20.Dd, 81.05.Rm

Granular gases [1], i.e. assemblies of inelastic particles losing a little kinetic energy at each collision, exhibit a variety of complex behaviors, such as clustering [2], spontaneous formation of vortices[3], lack of energy equipartition, non Maxwellian velocity distributions, etc., which provide new challenges to statistical mechanics. Analogies between granular matter and standard condensed matter are a powerful tool of progress [4]. This is illustrated by the granular temperature, T_G , which can be defined via the kinetic route as in molecular gases: it is the variance of the velocity distribution $\langle v^2 \rangle$. However, the definition is not operationally convenient and does not even pass the test of the zeroth principle of thermodynamics. This is of course due the fact that driven granular gases are out of equilibrium systems.

The present work is inspired by the experiment probing the behavior of vibrated sand in a vertical box constituted by two compartments communicating through a small orifice located at a certain height. One observes that for vigorous shaking the two halves are equally populated, whereas below a critical driving intensity the symmetry is broken [5]. The existing theoretical explanations are based on hydrodynamic descriptions. According to Refs. [6, 7, 8] the behavior can be captured by a phenomenological mesoscopic flux model, depending on a parameter which is a function of the inelasticity, the driving intensity and the number of particles. One assumes the existence of a stationary state and, focusing on slow variables, neglects the role of temporal and spatial fluctuations.

We consider a microscopic description and focus on the role of the fluctuations due to the surroundings and to microscopic collisions. We shall show that the temperature associated with the velocity fluctuations coincides with a temperature which determines the drastic change from a clusterized to a uniform phase.

Our model is closely connected to that, proposed over sixty years ago by H.A. Kramers [10, 11], describing a

reaction occurring via a thermally activated barrier crossing. We consider two inelastic hard rods (the simplest granular gas) bound to move on a line in the presence of a bistable external potential $U(x) = -ax^2/2 + bx^4/4$, (the compartmentalized box). The particles are coupled to a bath which exerts upon them a time dependent friction and a random force. In the absence of collisions the particles evolve according to:

$$M \frac{d^2 x_i}{dt^2} = -M\gamma \frac{dx_i}{dt} + U'(x_i) + \xi_i(t) \quad (1)$$

where x_i ($i = 1, 2$) represents the position of particles; γ is a friction coefficient and $\xi_i(t)$ is a gaussian noise representing the exchange of energy with the surroundings [9] characterized by $\langle \xi_i(t) \rangle = 0$ and $\langle \xi_i(t) \xi_j(s) \rangle = 2MK_b\gamma T_b \delta_{ij} \delta(t-s)$, where T_b is the heat-bath temperature. In the following we set $M = 1$, $k_B = 1$, $a = 1.5$, $b = 0.05$ and $\gamma = 0.1$. The relevant parameters are: the positions of minima $x_{min} = \pm \sqrt{a/b}$, the location of the maximum, $x_{max} = 0$, and the energy barrier, $\Delta U = a^2/4b = 11.25$, together with the curvatures $\omega_{min}^2 = U''(x_{min})$ and $\omega_{max}^2 = -U''(x_{max})$.

Upon taking into account collisions, the velocities of particles change instantaneously when their separation $x_2 - x_1$ equals the hard core diameter, $d = 1$, according to the rule:

$$v'_i = v_i - \frac{1+r}{2}(v_i - v_j) \quad (2)$$

where $0 \leq r \leq 1$ is a restitution coefficient and $i \neq j = 1, 2$. Let us recall that in the non-interacting case (no collisions), each particle on the average sojourns a time given by

$$\tau = A \exp(\Delta U/T),$$

where the prefactor A has been calculated by many authors since the work of Kramers [11].

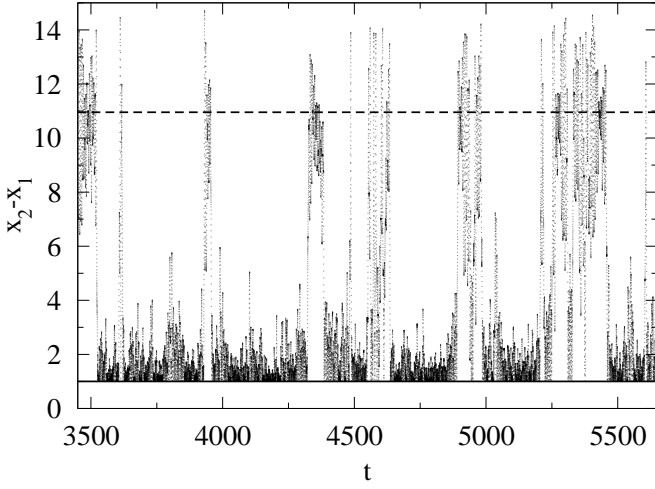


FIG. 1: Relative distance $x_2 - x_1$ as a function of time for a system with $r = 0.9$ and $T_b = 4$. The solid line indicates the diameter, the dashed marks the well separation.

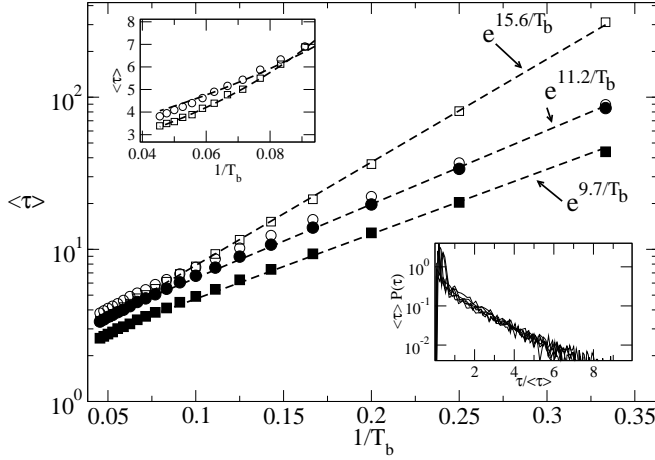


FIG. 2: Arrhenius plot of mean escape times τ . Full symbols refer to elastic case: the escape time when a well is singly occupied is τ_1 (circles), τ_2 (squares) when a well is doubly occupied. Open symbols, instead, correspond to inelastic system ($r = 0.9$). Linear behaviour indicates the validity of Kramers theory with renormalized parameters and the slopes agree with values obtained from Eq. (4). Upper inset: enlargement of the crossover region. Lower inset: Data collapse of distribution of escape times for different temperatures.

After switching on the hard core repulsion, while maintaining the system elastic ($r = 1$), the effective temperature computed from the variance of the velocity distribution remains identical to the heat-bath temperature. We observe, nevertheless, two different escape times: τ_1 is the mean time necessary to leave a singly occupied well, τ_2 , is that necessary to escape from a doubly occupied well. As displayed in Fig. 2, τ_2 still follows the Arrhenius exponential law $\tau_2 \sim \exp(W_2/T_b)$, with $W_2 = \Delta U - \delta U < \Delta U$.

Such a correction takes into account the effect of the excluded volume repulsion: when two grains belong to the same well their center of mass lies higher than if they were in separate wells. This determines a reduction $\delta U \approx \omega_{min}^2 d^2/2$ of the effective energy barrier and yields $\tau_2 < \tau_1$. It is a typical correlation effect, because the repulsion renders less likely, with respect to the non interacting case, the double occupancy of a well. The smaller the ratio between the well width and the particle diameter, the stronger the reduction of the escape time. However, elastic collisions do not change the velocity distribution function which remains Gaussian.

It is upon adding the third ingredient of the model, i.e. the inelasticity ($r < 1$), that the mean escape time, τ_2 , becomes larger than τ_1 , a signal that the two particles tend to form a cluster [2]. A portion of the time history of the particle separation $x_2 - x_1$ is shown in Fig. 1. One observes that for the choice of parameters $r = 0.9$ and $T_b = 4$, the two particles spend more time in the same well, while in an elastic system the two particles prefer to stay apart. In fact, two inelastic rods in the same well dissipate energy via collisions and become less fit to overcome the barrier.

As the inelasticity increases, τ_2 becomes larger than τ_1 . The temperature $T_G = (\langle v_1^2 \rangle + \langle v_2^2 \rangle)/2$, which embodies both the randomness of collisions and the influence of the heat-bath, fluctuates in time around two different values. These are the typical temperatures of a singly occupied well, T_1 , and that of a doubly occupied well, T_2 . For moderate driving intensity T_1 is nearly equal to T_b , while T_2 is lower than T_b by a factor which depends on the inelasticity. In Fig. 3 we show these temperatures as functions of T_b . It can be observed that T_2 varies linearly with T_b and its slope is a decreasing function of the inelasticity $(1 - r)$. A good estimate of temperature T_2 can be obtained by considering the two particles in a single harmonic well $V(x) = \omega_{min}^2 x^2/2$. Balancing the power dissipated by collisions $-(1 - r^2)\nu(v_2 - v_1)^2/4$ and viscous damping $(-2\gamma T_2)$ with the power supplied by the external source $(2\gamma T_b)$ we arrive to the expression:

$$T_2 = \frac{T_b}{1 + \frac{\nu}{2\gamma}(1 - r^2)} \quad (3)$$

where the collision frequency ν is estimated as ω_{min}/π (the factor 2 stems from the excluded volume effect). We have assumed that the precollisional relative velocity $(v_2 - v_1)^2 \simeq 2(\langle v_1^2 \rangle + \langle v_2^2 \rangle) = 4T_2$. The factor 2 in the second member stems from assuming that the collision occurs in the bottom of the well. An improved value of T_2 results when using the value of ν obtained from the simulation (see dashed line in Fig 3)

On the other hand, $T_1 \sim T_b$ controls the reverse transition from the singly to the doubly occupied well. The particles tend to migrate from hotter regions (singly occupied wells) to colder regions (doubly occupied) accord-

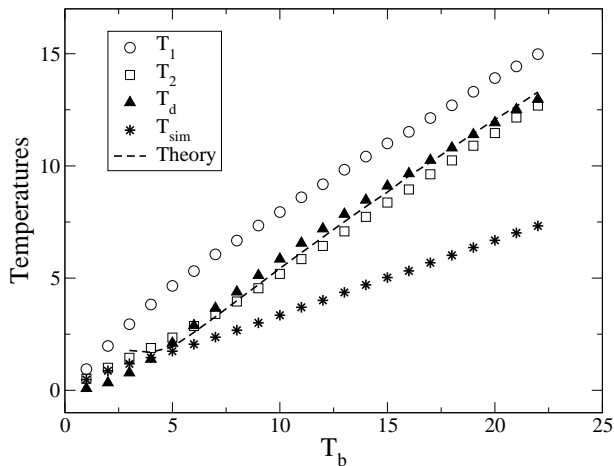


FIG. 3: Plot of the various effective “temperatures” of the system ($r = 0.8$) vs. T_b . Open circles represent the temperature of a particle in a singly occupied well. Shaded squares indicate the temperature T_2 due to configurations of doubly occupied wells. Up-triangles represent T_d and stars T_{sim} . Dashed lines indicate theoretical estimate of granular temperature through Eq. (3).

ing to the intuitive idea of an energy flux from hot places to cold places. In fact, Kramers formula still holds for τ_2 , as shown by Fig. 2, provided T_b is replaced by T_2 and the excluded volume correction δU , is taken into account:

$$\tau_k \approx \exp \left[\frac{W_k}{T_k} \right] \quad (4)$$

where $k = (1, 2)$ indicates single or double occupation and $W_1 = \Delta U$. The arguments of the exponentials (dashed lines) in the same figure have been obtained by applying such analytical formula. The overall agreement between the above prediction and the values of τ_1 and τ_2 obtained by simulation is rather good.

At sufficiently high temperatures τ_2 and τ_1 exhibit a crossover, resulting from the competition between excluded volume and inelastic clustering. We notice that in the elastic system the repulsion always renders the double occupancy less likely. For moderate inelasticity, instead, we observe a crossover from $\tau_2 < \tau_1$ at high T_b to $\tau_2 > \tau_1$ for low T_b . Such a phenomenon becomes more important as the ratio of volume occupied by the rods, to the total volume available increases. For small driving and small r , $\tau_2 > \tau_1$ means a small outflow from a doubly occupied well, i.e. clustering, whereas $\tau_2 < \tau_1$ corresponds to having the particles uniformly distributed. This behavior is the analogue of that reported by several authors [6, 7].

In the lower inset of Fig. 2 we plot the probability distributions of escape times τ_1 and τ_2 for several simulations. All the distributions are characterized by a peak at the origin and an exponential tail. When rescaled to have the same average, all the tails collapse to a single

curve. Such Poissonian tails are typical of the original Kramers model for thermally activated barrier crossing.

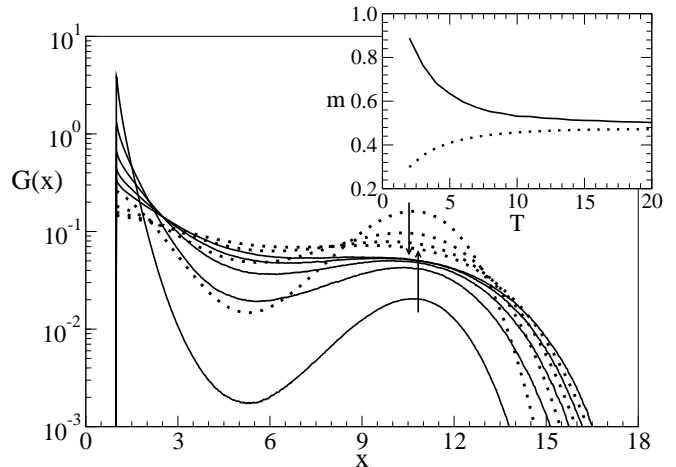


FIG. 4: PDF, $G(x)$, of finding particle 2 at a distance x from 1. Solid lines refer the inelastic system ($r = 0.8$) and dotted lines to the elastic system ($r = 1$) for temperatures $T_b = 3, 6, 9, 12$. The arrows indicate the direction of growing temperatures. The inset shows the order parameter m discussed in the text vs. T_b .

So far the scenario illustrated above suggests that after a suitable redefinition of parameters (T_2 replaced by T_b and ΔU by W) the present problem can be mapped onto that of a single particle. However, a deeper scrutiny reveals a more complex phenomenology which cannot be captured by a simple mapping onto a renormalized elastic system. This is shown by introducing the probability $G(x)$ of finding particle 2 at a distance x from the first. The elastic and inelastic distributions are compared in Fig. 4 for various temperatures. We observe that in the elastic case the secondary peak at $y \simeq 2H = 2\sqrt{a/b}$ increases as $T_b \rightarrow 0$, whereas in the inelastic system the first peak grows at the expenses of the second. The inset shows the behavior with the temperature T_b of the order parameter-like quantity $m = \int_0^H dx G(x)$, i.e. the probability of having two particles within a distance less than half the well separation. One sees that $m \rightarrow 1/2$ for large T_b , whereas $m \rightarrow 1$ for small T_b . In the elastic case, instead, $m \rightarrow 0$ as $T_b \rightarrow 0$, and $m \rightarrow 1/2$ as $T_b \rightarrow \infty$.

As T_b decreases further a new phenomenon comes into play and is characterized by a third relevant temperature, associated with the relative velocity $T_d = \langle (v_1 - v_2)^2 \rangle / 2$, i.e. the kinetic temperature of the internal motion of the two particle system. In the elastic limit, $T_d = T_b$, as expected from equipartition principle, but when r decreases, T_d becomes eventually smaller than the temperature associated with simultaneous escape of the two particles across the barrier, $T_{sim} = \langle ((v_1 + v_2)/2)^2 \rangle$. Notice that T_{sim} is $T_b/2$ in the case of elastic particles. We expect that the relative motion becomes completely frozen,

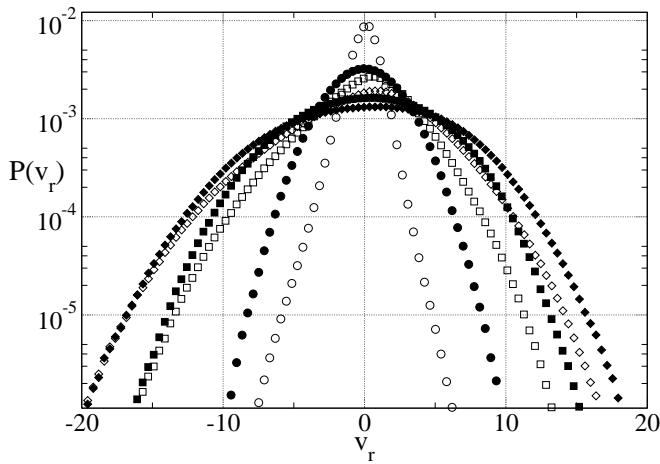


FIG. 5: Normalized distributions of the relative velocity $v_r = v_1 - v_2$ for temperatures $T_b = 3, 13, 22$, circles, squares and diamonds, respectively. Open (full) symbols refer to data collected for single (double) occupation of the wells. PDF associated with double occupation are strongly non maxwellian, whereas the PDF relative to single occupation are gaussian.

ie. $T_d \rightarrow 0$, as $r \rightarrow 0$ and $T_b \rightarrow 0$. Within such a limit, the two rods perform an infinite number of collisions in a finite time and the relative velocity becomes smaller and smaller, a phenomenon known as the inelastic collapse. It is different from the clustering phenomenon. $T_d < T_{sim}$ implies that the characteristic time needed to the cluster (of mass $2M$) to overcome the barrier becomes shorter than the mean time fluctuations necessary to its dissociation. We argue that such feature is related to the dynamics of a randomly accelerated particle in the presence of an inelastic impenetrable wall. In that case is found that, at fixed driving intensity and below a critical value of the restitution coefficient $r = r_c$, the particle localises near the wall (our bound pair). In Fig. 3 the crossover between T_d and T_{sim} , the kinetic temperature of the center of mass velocity, where the collapse transistion is now controlled by T_b , while r is kept constant.

The probability density function of the relative velocity, $v_2 - v_1$, is shown in Fig. 5 for several choices of parameters and occupations 1 or 2). For single occupancy the distributions are gaussian-like as expected for the difference of random independent variables, whereas for double occupancy the distrubutions appear to be tent-like shaped and asymmetric, an evidence for strong velocity correlations induced by collisions.

To conclude, the model reveals that the granular temperature is not a mere statistical indicator associated with the variance of the velocity distribution. On the

contrary, it shares many non trivial properties of the temperature of ordinary thermal systems. It controls the direction of the energy flux (particles flow from hot places to cold places). The activation rates, τ_2^{-1} and $\tau_1 - 1$ display an Arrhenius dependence on the temperatures T_1 and T_2 , respectively. These temperatures have a linear dependence on the driving temperature T_b . We have shown the dependence of T_2 on the inelasticity. In addition, the system shows the tendency to place all the particles in a single well at low temperatures, and to fill all the available space at high temperatures. The model displays a further “transition” at even lower temperatures: the two rods form a “bound” pair as a result of extremely frequent collisions. The escape from the wells occurs “in tandem”.

With respect to previous studies on compartmentalized systems, which are based on coarse grained descriptions of granular gases, our approach focuses on the microscopic processes and stochastic fluctuations which eventually lead to a hydrodynamic behavior. We expect the phenomenology we studied to be relevant in the description of the dynamics of vibrated granular particles on corrugated surfaces characterized by multiple wells, of ratchets, etc..

-
- [1] Granular Gases, volume 564 of Lectures Notes in Physics, T. Pöschel and S. Luding editors, Berlin Heidelberg, Springer-Verlag (2001).
 - [2] I. Goldhirsch and G. Zanetti, *Phys. Rev. Lett.* **70** 1619 (1993).
 - [3] A. Baldassarri, U. Marini Bettolo Marconi and A. Puglisi, *Phys. Rev. E* 011301 (2002).
 - [4] H.M. Jaeger, S.R. Nagel and R.P. Behringer, *Rev. Mod. Phys.* **68**, 1259 (1996) and references therein.
 - [5] H. J. Schlichting and V. Nordmeier, *Math. Naturwiss. Unterr.* 49, 323 (1996) (in German).
 - [6] J. Eggers, *Phys. Rev. Lett.* **83**, 5322 (1999).
 - [7] J. Javier Brey, F. Moreno, R. García-Rojo, and M. J. Ruiz-Montero, *Phys. Rev. E* **65**, 011305 (2002).
 - [8] D. van der Meer, K. van der Weele, and D. Lohse, *Phys. Rev. Lett.* **88**, 174302 (2002).
 - [9] The external drive is modeled via a stochastic force. See A. Puglisi, V. Loreto, U. M. B. Marconi, A. Petri, and A. Vulpiani, *Phys. Rev. Lett.* **81**, 3848 (1998); A. Puglisi, V. Loreto, U. M. B. Marconi, and A. Vulpiani, *Phys. Rev. E* **59**, 5582 (1999).
 - [10] H. A. Kramers, *Physica (Utrecht)* **7**, 284 (1940).
 - [11] P. Hänggi, P. Talkner, M. Borkovec, *Rev. Mod. Phys.* **62**, 251 (1990).
 - [12] S. J. Cornell, M. R. Swift, and A. J. Bray, *Phys. Rev. Lett.* **81**, 1142 (1998).