

Non-Equilibrium Quasiclassical Theory for Josephson Structures

M. H. S. Amin

D-Wave Systems Inc., 320-1985 West Broadway, Vancouver BC, V6J 4Y3, Canada

We present a non-equilibrium quasiclassical formalism suitable for numerical study of linear response AC properties of Josephson junctions. The non-equilibrium self-consistency equations are automatically satisfied with no iteration procedure needed. We use the formalism to study AC Josephson effect in a superconducting point contact. The real and imaginary parts of the AC linear conductance is calculated. They show strong temperature, frequency, and phase dependence. Many anomalous properties appear near $\phi = \pi$. We associate this behavior to the appearance of the zero energy bound states at $\phi = \pi$.

I. INTRODUCTION

Quasiclassical theories are proven to be powerful for studying superconducting systems. They have been used by many researchers to study the properties of superconductors in the Meissner [1] or vortex states [2–4], as well as for surfaces [5,6], point contacts [7–10], or grain boundaries between different superconductors [11–14]. In equilibrium, the theory was developed by Eilenberger [15] and Larkin and Ovchinnikov [16] by integrating out irrelevant small scale degrees of freedom from the Nambu-Gorkov Green's function formulation of BCS superconductivity [17]. It was later generalized to non-equilibrium by Eliashberg [18] and Larkin and Ovchinnikov [19].

A great development in the numerical calculations in equilibrium quasiclassical theory was made after the introduction of Riccati-transformation by Schopohl and Maki [2,21]. The transformation changes the Eilenberger equations [15] into a set of decoupled non-linear differential equations that can be integrated easily. In non-equilibrium, the presence of convolution integrals in the equations of motion for the Green's functions make the formalism nontrivial. Nevertheless, a generalized version of the Schopohl-Maki transformations for non-equilibrium systems has been suggested [22,23].

Josephson junctions are important devices, not only for their rich physical properties, but also for many applications, including sensitive magnetometers [24,25], ultrafast switching devices [26], qubit prototypes [27,28], etc. DC and AC properties of these junctions, have been subject of extensive research [29–34]. Some of the investigations are based on application of the tunneling Hamiltonian [35], which provides a good approximation when the transparency of the junction is small (tunnel junctions). At large transparencies, which is the case for superconducting point contacts or grain boundary junctions, multiple Andreev reflections (MAR) take place [36]. The MAR theories work well when the biasing volt-

age is large. At small biasing voltages, the number of Andreev reflections grows ($\sim \Delta/eV$). Nevertheless, the formalism was applied to the case of single channel superconducting quantum point contact with small biasing voltage [32]. Alternatively, non-perturbative Hamiltonian method [10] and non-equilibrium Green's function method [34] were developed. However, most of these theories are suitable only when the applied voltage is constant. An exception is Ref. [33], which studies a superconducting quantum point contact in the presence of an AC voltage, but only in adiabatic regime. Thus a theory that can study high transparency Josephson junctions with AC biasing voltage at arbitrary frequency is still lacking.

For equilibrium systems, the quasiclassical Green's functions theory has provided a convenient method to study the Josephson structures with arbitrary transparency and roughness of the junctions (see Ref. [13] and references therein). It is conceivable that a generalization of the approach to the non-equilibrium case, may provide a powerful and convenient method to study AC properties of such structures. In this article, we rewrite the theory of Ref. [22,23] in a form suitable for studying properties of Josephson junctions in the presence of an AC voltage. We apply the theory to the case of a point-contact between two conventional *s*-wave superconductors. We find the real and imaginary parts of the AC conductivity and show strong temperature, frequency, and phase dependence in both quantities. We find anomalous behavior when the phase difference across the point contact approaches π . We relate that to the presence of the zero energy bound states at this particular phase difference.

Section II introduces the formalism and formulate it in a form appropriate for studying Josephson systems. Section III is devoted to calculation of AC current through a point contact between two *s*-wave superconductors. Section IV summarizes the main results. A detailed description of the theory and notations is given in two appendices. Understanding the appendices in great detail is not necessary for understanding the main body of the article and for application of the theory to other problems.

II. THE FORMALISM

A convenient way to study non-equilibrium systems is to use Keldysh Green's functions [20]. The quasiclassical approximation of the Keldysh formalism introduces Retarded, Advanced, and Keldysh Green's functions: \hat{g}^α , $\alpha = R, A, K$. The first two describe the spectral distribution of the states of the system, while the latter

has information about population of those states. They are all 2×2 matrices, and functions of the Fermi velocity \mathbf{v}_F , quasiparticle energy ϵ , position \mathbf{r} , and time t . The exact definitions of \hat{g}^α and their equations of motion are given in appendix A [see Eqs. (A2) and (A6)]. The method we present here is a linear response treatment of \hat{g}^α . We consider a clean superconducting system in the absence of an external magnetic field. The coupling to the electromagnetic fields is via the vector potential \mathbf{A} and scalar potential Φ . As will become soon clear, working in a gauge in which $\mathbf{A} = 0$ simplifies the calculations significantly. In such a gauge, Φ is the only perturbation applied to the system, which we take it to be small.

Let us first consider the homogeneous case of a uniform (bulk) superconductor. We introduce a gauge transformation that transforms the order parameter Δ to $\tilde{\Delta} = e^{-i\delta\phi}\Delta$. Such a transformation gives: $e\Phi \mapsto e\Phi - (1/2)\partial\delta\phi/\partial t$. (Throughout this article we take $\hbar = k_B = 1$.) We choose $\delta\phi$ in such a way to exactly eliminate Φ from the gauge transformed dynamical equations [Eq. (A6)]. Thus, $\delta\phi$ should be the solution of

$$\frac{\partial\delta\phi}{\partial t} = 2e\Phi, \quad (1)$$

which is the well known Josephson relation [37]. The vector potential \mathbf{A} is still zero after this gauge transformation, because $\nabla\delta\phi = 0$ within the bulk. The gauge transformed equation of motion is therefore exactly the same as the equilibrium equation. As a result, $\tilde{\Delta} = \Delta_0$, or $\Delta = \Delta_0 e^{i\delta\phi}$, where Δ_0 is the equilibrium order parameter. This means that the magnitude of the order parameter, $|\Delta|$, is independent of Φ , whereas its phase varies with Φ via the Josephson relation (1). In other words, if the only perturbation to the system is through the time varying potential Φ , the only effect of it will be to change the phase of the order parameter.

The above simple observation has very important consequence in our linear response formalism. One can write the original (gauge variant) order parameter as

$$\Delta = \Delta_0 e^{i\delta\phi} \approx \Delta_0(1 + i\delta\phi) = \Delta_0 + \delta\Delta, \quad (2)$$

where $\delta\Delta$ is the non-equilibrium linear response correction to the order parameter. In Fourier space, the Josephson relation (1) becomes $\delta\phi = i2e\Phi(\omega)/\omega$, which yields

$$\delta\Delta(\omega) = -\frac{2\Delta_0}{\omega} e\Phi(\omega), \quad (3)$$

This value indeed satisfies the self-consistency equation for the homogeneous superconductor [cf. Eq. (23)]. Notice that to ensure small perturbation requirement, one needs to have $2e\Phi \ll \omega$. Charge neutrality condition in the bulk is also satisfied automatically by using Eq. (3). This can be seen simply from the above gauge transformation argument taking into account the neutrality of the unperturbed (equilibrium) system.

Let us now consider a Josephson junction with an equilibrium phase difference ϕ , and an AC voltage $V =$

$V_0 \cos \omega t$ across the junction. Far away from the junction, we take the phase of the order parameter and the scalar potential on the left (L) and right (R) sides to be $\phi_{R,L} = \pm\phi/2$ and $\Phi_{R,L} = \pm(V_0/2) \cos \omega t$, respectively. In general, the phase of the order parameter is space dependent. Therefore, performing the above gauge transformation will produce a vector potential $\mathbf{A} = (c/2e)\nabla\delta\phi$, which invalidates the above argument. However, in most practical systems, especially in the linear response regime we are interested in, the AC current density j_{AC} in the banks is much smaller than the bulk critical current j_c . This means $\nabla\delta\phi \sim j_{AC}/j_c \ll 1$, and therefore, the corrections to Eq. (3) are small and $O(j_{AC}/j_c)$. Thus one can still use Eq. (3), to a very good approximation, even when Δ_0 is space dependent. This removes the necessity for an iterative procedure in order to calculate $\delta\Delta$, and to satisfy charge neutrality condition (within the bulk), self-consistently [22,23]; which is usually the main obstacle in these types of calculations. The equilibrium order parameter Δ_0 , however, should be calculated self-consistently using usual iterative methods; convergence of such calculations is proven to be very good, especially if one uses the Matsubara technique [13].

A. Equilibrium Solution

In equilibrium, the retarded and advanced Green's functions can be written in terms of Riccati amplitudes a_0^α and b_0^α in a way very similar to the conventional method for the Matsubara Green's functions [13].

$$g_0^\alpha = s^\alpha \frac{1 - a_0^\alpha b_0^\alpha}{1 + a_0^\alpha b_0^\alpha}, \quad f_0^\alpha = s^\alpha \frac{2a_0^\alpha}{1 + a_0^\alpha b_0^\alpha}, \quad (4)$$

where $\alpha = R, A$ for retarded and advanced functions respectively, and

$$s^\alpha = \begin{cases} + & \text{for } \alpha = R \\ - & \text{for } \alpha = A \end{cases}. \quad (5)$$

The subscript “0” denotes equilibrium quantities. The Riccati amplitudes satisfy the following equations [38]

$$\begin{aligned} \mathbf{v}_F \cdot \nabla a_0^\alpha &= 2i\epsilon^\alpha a_0^\alpha - (a_0^\alpha)^2 \Delta_0^* + \Delta_0, \\ -\mathbf{v}_F \cdot \nabla b_0^\alpha &= 2i\epsilon^\alpha b_0^\alpha - (b_0^\alpha)^2 \Delta_0 + \Delta_0^*, \end{aligned} \quad (6)$$

where $\epsilon^\alpha = \epsilon + is^\alpha\eta$, with ϵ and η being the real and imaginary parts of the quasiparticle energy respectively. η is the quasiparticle damping, related to the inelastic lifetime of the quasiparticles τ by $\eta = 1/\tau$. Notice that the scalar potential Φ does not appear in the equilibrium equations. The boundary conditions are the bulk solutions of Eq. (6):

$$a_0^\alpha = \frac{\Delta_0}{-i\epsilon^\alpha + s^\alpha\Omega^\alpha}, \quad b_0^\alpha = \frac{\Delta_0^*}{-i\epsilon^\alpha + s^\alpha\Omega^\alpha}, \quad (7)$$

where $\Omega^\alpha = \sqrt{|\Delta_0|^2 - (\epsilon^\alpha)^2}$. The differential equations (6) and the boundary conditions (7) can be obtained from

their counterparts in Matsubara formalism (see Ref. [13] for example), by changing $\omega_n \rightarrow -i\epsilon^\alpha$, where ω_n is the Matsubara frequency.

For calculations of the Riccati amplitudes at other points, we integrate a_0^R and b_0^A in the direction of \mathbf{v}_F starting from the boundary conditions at $x = -\infty$, while for b_0^R and a_0^A we integrate in the opposite direction. The following symmetries exist for the equilibrium functions

$$a_0^A = -(b_0^R)^*, \quad b_0^A = -(a_0^R)^*. \quad (8)$$

It is therefore sufficient to calculate one of the set of retarded or advanced functions.

In equilibrium, the Keldysh Green's function is related to the retarded and advanced ones by

$$\hat{g}_0^K = (\hat{g}_0^R - \hat{g}_0^A)\mathcal{F}_{\text{eq}}, \quad (9)$$

where

$$\mathcal{F}_{\text{eq}} \equiv \tanh\left(\frac{\epsilon}{2T}\right) \quad (10)$$

takes into account thermal distribution of the quasiparticles. Equilibrium current and charge densities are calculated using Eqs. (A13) and (A14).

B. Linear Response Solution

Generalization of the above Riccati-transformation to the case of non-equilibrium systems is discussed in appendix B. The presence of the \otimes -operations [see Eq. (A8) for definition] makes calculations very difficult. However, significant simplification arises when one side of the \otimes -operation is an equilibrium quantity (and therefore time/frequency independent). More specifically, in frequency space we have

$$P_0(\epsilon) \otimes Q(\epsilon, \omega) = P_0\left(\epsilon + \frac{\omega}{2}\right) Q(\epsilon, \omega), \\ P(\epsilon, \omega) \otimes Q_0(\epsilon) = P(\epsilon, \omega) Q_0\left(\epsilon - \frac{\omega}{2}\right). \quad (11)$$

To take the advantage of this property, we use linear expansion. In other words, we assume that the perturbation to the system (i.e. Φ) is so small that the linear expansion of the Green's functions provides a good approximation to the exact solution. All the differential equations [Eqs. (B2) and (B4)] will then be linear in the time varying parts and Fourier transformation will be straightforward; no complicated convolution integrals.

Let us introduce simplifying notations

$$\epsilon_\pm = \epsilon \pm \frac{\omega}{2}, \quad Q_{0\pm} = Q_0(\epsilon_\pm). \quad (12)$$

We define linear response Green's functions as $\delta\hat{g}^\alpha = \hat{g}^\alpha - \hat{g}_0^\alpha$, where \hat{g}_0^α are the equilibrium Green's functions. Similarly, we introduce small corrections to the Riccati amplitudes $\delta a^\alpha = a^\alpha - a_0^\alpha$ and $\delta b^\alpha = b^\alpha - b_0^\alpha$. The linear

response Green's functions are then given in terms of the Riccati amplitudes by

$$\delta g^\alpha = -2s^\alpha \frac{\delta a^\alpha b_{0-}^\alpha + \delta b^\alpha a_{0+}^\alpha}{(1 + a_{0+}^\alpha b_{0+}^\alpha)(1 + a_{0-}^\alpha b_{0-}^\alpha)}, \quad (13)$$

$$\delta f^\alpha = 2s^\alpha \frac{\delta a^\alpha - \delta b^\alpha a_{0+}^\alpha a_{0-}^\alpha}{(1 + a_{0+}^\alpha b_{0+}^\alpha)(1 + a_{0-}^\alpha b_{0-}^\alpha)}, \quad (14)$$

for $\alpha = R, A$.

We also define an anomalous Green's $\delta\hat{g}^X$ by

$$\delta\hat{g}^K = \delta\hat{g}^X(\mathcal{F}_{eq+} - \mathcal{F}_{eq-}) + \delta\hat{g}^R\mathcal{F}_{eq-} - \delta\hat{g}^A\mathcal{F}_{eq+}. \quad (15)$$

Correspondingly, we introduce anomalous functions a^X and b^X which are related to the Green's functions through

$$\delta g^X = 2 \frac{\delta a^X - \delta b^X a_{0+}^R b_{0-}^A}{(1 + a_{0+}^R b_{0+}^R)(1 + a_{0-}^A b_{0-}^A)}, \quad (16)$$

$$\delta f^X = 2 \frac{\delta a^X a_{0-}^A + \delta b^X a_{0+}^R}{(1 + a_{0+}^R b_{0+}^R)(1 + a_{0-}^A b_{0-}^A)}, \quad (17)$$

The differential equations describing δa^α and δb^α ($\alpha = R, A, X$) have general forms

$$\mathbf{v}_F \cdot \nabla \delta a^\alpha = A^\alpha \delta a^\alpha + B^\alpha, \\ -\mathbf{v}_F \cdot \nabla \delta b^\alpha = \tilde{A}^\alpha \delta b^\alpha + \tilde{B}^\alpha, \quad (18)$$

with A 's and B 's given by [38]

$$A^\alpha = 2i\epsilon - \Delta_0^*(a_{0+}^\alpha + a_{0-}^\alpha), \\ B^\alpha = \delta\Delta + a_{0+}^\alpha a_{0-}^\alpha \delta\Delta^* - ie\Phi(a_{0+}^\alpha - a_{0-}^\alpha), \quad (19)$$

$$\tilde{A}^\alpha = 2i\epsilon - \Delta_0(b_{0+}^\alpha + b_{0-}^\alpha), \\ \tilde{B}^\alpha = -\delta\Delta^* - b_{0+}^\alpha b_{0-}^\alpha \delta\Delta + ie\Phi(b_{0+}^\alpha - b_{0-}^\alpha), \quad (20)$$

for the retarded ($\alpha = R$) and advanced ($\alpha = A$) functions, and

$$A^X = i\omega - a_{0+}^R \Delta_0^* + b_{0-}^A \Delta_0, \\ B^X = -a_{0+}^R \delta\Delta^* + b_{0-}^A \delta\Delta - ie\Phi(1 + a_{0+}^R b_{0-}^A), \quad (21)$$

$$\tilde{A}^X = i\omega - b_{0+}^R \Delta_0 + a_{0-}^A \Delta_0^*, \\ \tilde{B}^X = b_{0+}^R \delta\Delta - a_{0-}^A \delta\Delta^* + ie\Phi(1 + b_{0+}^R a_{0-}^A), \quad (22)$$

for the anomalous ones. $\delta\Delta \equiv \Delta - \Delta_0$, is given by Eq. (3) and satisfies the self-consistency equation

$$\delta\Delta(\mathbf{v}_F) = \frac{N_F}{4i} \int_{-\epsilon_c}^{\epsilon_c} d\epsilon \langle V(\mathbf{v}_F, \mathbf{v}'_F) \delta f^K(\mathbf{v}'_F) \rangle_{\mathbf{v}'_F}, \quad (23)$$

where $V(\mathbf{v}_F, \mathbf{v}'_F)$ is the interaction potential, N_F the density of states at the Fermi surface, and ϵ_c the energy cutoff. The bulk boundary conditions for the Riccati amplitudes are

$$\delta a^\alpha = -\frac{B^\alpha}{A^\alpha}, \quad \delta b^\alpha = -\frac{\tilde{B}^\alpha}{\tilde{A}^\alpha}. \quad (24)$$

We integrate δa^R , δb^A , and δa^X in the direction of \mathbf{v}_F but δb^R , δa^A , and δb^X in the opposite direction. Having the Green's functions, the non-equilibrium correction to the current is given by

$$\delta \mathbf{j} = \frac{eN_F}{4} \int_{-\epsilon_c}^{\epsilon_c} d\epsilon \langle \mathbf{v}_F \text{Tr}[\hat{\tau}_3 \delta \hat{g}^K] \rangle, \quad (25)$$

and the charge density is found by

$$\delta \rho = eN_F \left(-2e\Phi + \frac{1}{4} \int_{-\epsilon_c}^{\epsilon_c} d\epsilon \langle \text{Tr}[\delta \hat{g}^K] \rangle \right). \quad (26)$$

III. AC JOSEPHSON EFFECT IN A SUPERCONDUCTING POINT CONTACT

A superconducting point contact is probably the simplest system that the method described here can be applied to. It brings extra simplicity because even the equilibrium solutions can be found non-self-consistently [7]. Nevertheless, the system shows rich and nontrivial physical behavior. Let us consider an orifice between two *s*-wave superconductors, dimension of which much smaller than the inelastic scattering length and coherence length of the superconductors. We assume perfect transparency at the contact, although generalization to arbitrary transparency is straightforward [13,23]. We take the equilibrium order parameter to be constant both sides of the contact, $\Delta_{L,R} = |\Delta_0|e^{i\phi_{L,R}}$, with a phase difference $\phi = \phi_L - \phi_R$ between the two sides. Here, L (R) denotes the left (right) side of the contact. The value of $|\Delta_0|$ is calculated directly from the BCS gap equation [35]:

$$1 = \lambda \int_{|\Delta_0|}^{\epsilon_c} \frac{d\epsilon}{\sqrt{\epsilon^2 - |\Delta_0|^2}} \tanh\left(\frac{\epsilon}{2T}\right), \quad (27)$$

where λ is chosen in such a way to give $\Delta_0 \rightarrow 0$ as $T \rightarrow T_c$. Near $T = 0$ one finds $|\Delta_0| \approx 1.75T_c$. We also take $\delta\Delta$ to be a constant given by Eq. (3) on each side of the contact. The scalar potential Φ is taken to be $\Phi_{L,R} = \pm(V_0/2)\cos\omega t$ on the left and right sides respectively. Thus the amplitude of the potential difference between the two sides is V_0 . It is taken to be a real number and so small that linear expansion provides an approximation ($eV_0 \ll |\Delta_0|, \omega$). In Fourier space, the current response of the system $I(\omega)$ can be a complex number. The real part of the current describes the dissipation of the system, while its imaginary part gives information about inductive or capacitive behavior of the system. The linear admittance of the system is defined by $Y(\omega) = I(\omega)/V_0$ ($= 1/Z$, where Z is the impedance of the contact). We normalize the admittance to normal (Sharvin) conductance of the point contact

$G_N = e^2 v_F N_F S/2$, where S is the area of the orifice. All the energy scales ($T, \epsilon, \omega, eV_0, \eta$, etc.) are normalized to T_c . In all calculations, we take $eV_0 = 10^{-3}$, $\eta = 0.05$, $\epsilon_c = 20$.

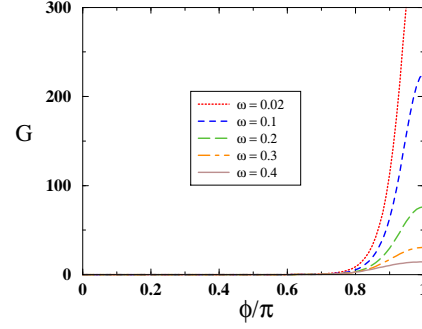


FIG. 1. (a) Linear conductance G (normalized to G_N) as a function of the phase difference, for different frequencies ω , at $T = 0.1$. (ω and T as well as other energy scales are normalized to T_c .)

Let us start with the real part of the admittance which gives the quasiparticle conductance; $G = \text{Re}(Y)$. Fig. 1 displays the linear conductance G as a function of the phase difference across the contact. As is clear from the figure, G is strongly phase-dependent especially close to $\phi = \pi$. The enhanced conductance near $\phi = \pi$ is related to the existence of the Andreev bound states near the zero energy. More precisely, the energies of the Andreev bound states are $\pm E_A(\phi)$, where $E_A(\phi) = |\Delta_0| \cos(\phi/2)$. They vanish at $\phi = \pi$, creating a strong peak in G near $\phi = \pi$, especially at low frequencies, as shown in Fig. 1.

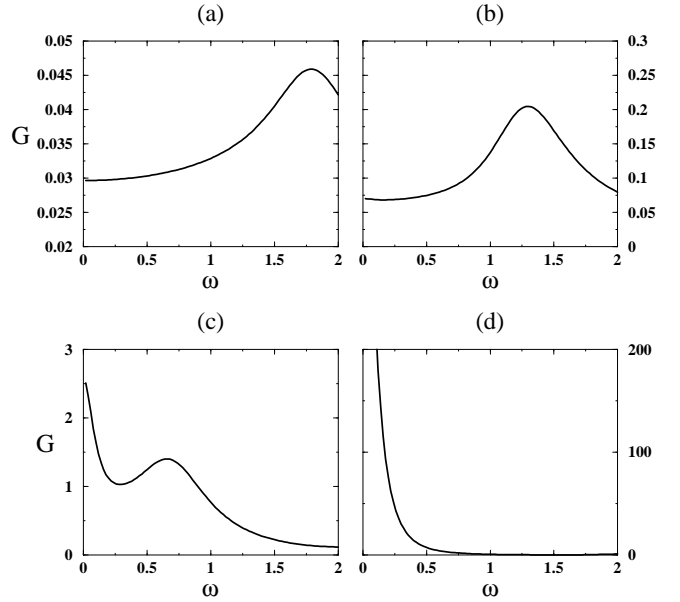


FIG. 2. Linear conductance as a function of ω at $T = 0.1$. The phase differences are (a) $\phi = 0$, (b) $\phi = \pi/2$, (c) $\phi = 3\pi/4$, and (d) $\phi = \pi$.

The frequency dependence of G is plotted in Fig. 2. At different phase differences, G exhibits different frequency dependence. For $\phi = \pi$ (Fig. 2d), a sharp peak appears at $\omega = 0$. This strong conductance is again related to the existence of zero energy bound states (so called mid-gap states) that can carry quasiparticle current. At smaller phase differences, this peak becomes less pronounced and eventually disappears, but another peak appears at $\omega = E_A(\phi)$. At $\phi = 0$, the peak appears exactly at $\omega = |\Delta_0| \approx 1.75$ (Fig. 2a).

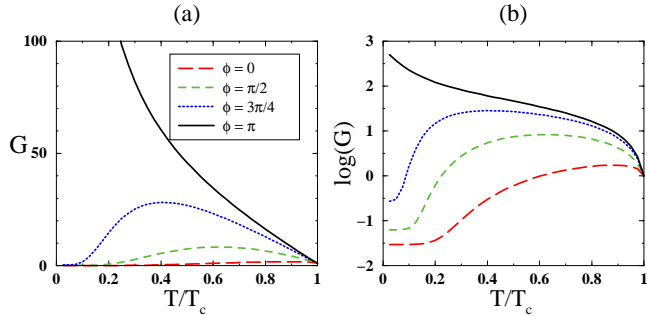


FIG. 3. (a) Linear conductance as a function of temperature for different phase differences at $\omega = 0.1$. (b) The same data on logarithmic scale.

The temperature dependence of the linear conductance is presented in Fig. 3a. All the curves join at $G = 1$ (or $G = G_N$ before normalization) as $T \rightarrow T_c$. This is expected because at $T = T_c$ the superconductor becomes normal. It is clear from the figure that the conductance behaves completely differently at $\phi = \pi$ compared to other phase differences. For $\phi = 0, \pi/2$, and $3\pi/4$, and at intermediate temperatures, the linear conductance follows thermal activation behavior ($G \sim e^{-E_A(\phi)/T}$) in agreement with Ref. [10]. At lower temperatures however, a deviation from such a behavior occurs. To examine this more carefully, we have plotted the same graph in logarithmic scale in Fig. 3b. We notice that the suppression is accompanied by a saturation at low temperatures. The crossover temperature to the saturation regime is proportional to $E_A(\phi)$ and is independent of ω (not shown in the figure). At $\phi = \pi$, the conductance grows with lowering the temperature and exhibits a $1/T$ dependence. This type of $1/T$ behavior also exists in the DC Josephson current at $\phi = \pi$, and is associated with the current carried by the midgap bound states.

The imaginary part of the admittance is also important because it provides information about the inductive or capacitive behavior of the junction. Fig. 4a shows the frequency dependence of $\text{Im}(Y)$ for different phase differences. Except for the $\phi = \pi$ curve, the other curves seem to show a $1/\omega$ from, which agree with inductive behavior, i.e. $\text{Im}(Y) = 1/\omega L_J$. The inductance L_J that is expected to appear in this relation is the Josephson inductance

$$L_J^{-1} = 2e \frac{dI_0(\phi)}{d\phi}, \quad (28)$$

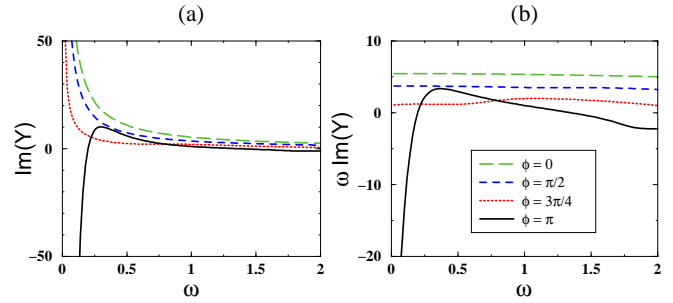


FIG. 4. (a) The imaginary part of the admittance as a function of ω at $T = 0.1$. (b) The same data multiplied by ω . The legend is common between the two figures.

where $I_0(\phi)$ is the equilibrium current-phase relationship for the Josephson junction. For tunnel junctions, it is given by the Josephson relation, $I_0(\phi) = I_c \sin \phi$, where I_c is the critical current of the junction. For superconducting point contacts, it deviates from simple sinusoidal form. A more complicated current-phase relation was obtained by Kulik and Omelyanchouk [7]:

$$I_0(\phi) = \frac{\pi \Delta_0}{e R_N} \sin \frac{\phi}{2} \tanh \left(\frac{\Delta_0}{2T} \cos \frac{\phi}{2} \right). \quad (29)$$

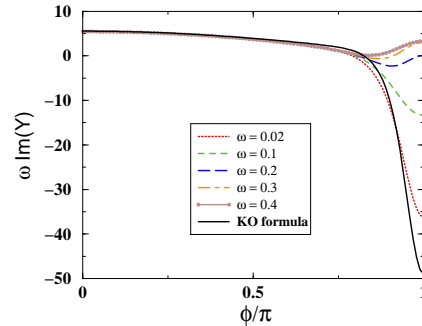


FIG. 5. $\omega \text{Im}(Y)$ as a function of phase difference for different frequencies at $T = 0.1$. The last (solid) curve is obtained analytically from KO-formula.

To see the inductive behavior more clearly, we have plotted $\omega \text{Im}(Y)$ as a function of ω in Fig. 4b. The first three curves are almost constant, confirming the $1/\omega$ dependence. The curve at $\phi = \pi$, on the other hand, exhibits completely different behavior. To understand this better, we have plotted $\omega \text{Im}(Y)$ versus the phase difference ϕ for different frequencies in Fig. 5. The last curve in the figure (solid line) is obtained by direct calculation of the junction's Josephson inductance using Eq. (28). For the current-phase relationship $I_0(\phi)$, we use Kulik-Omelyanchouk (KO) formula (29). At small phase differences, all the curves overlap and agree quite well with the Josephson inductance found from the KO formula. This indicates that the capacitance of the junction is relatively small. Near $\phi = \pi$, on the other hand, clear

deviation from KO formula is observed. The deviation has strong frequency dependence and becomes less pronounced as $\omega \rightarrow 0$. It cannot be due to the capacitance of the contact because the capacitance is almost frequency independent and its phase dependence is also not strong enough to produce such an effect [39].

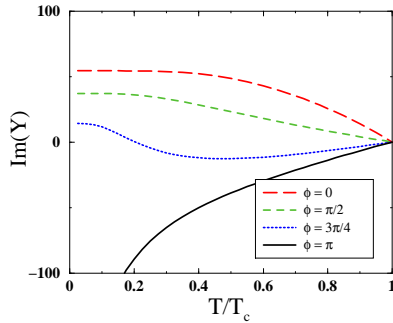


FIG. 6. $\text{Im}(Y)$ as a function of temperature for different phase differences at $\omega = 0.1$.

The temperature dependence of $\text{Im}(Y)$, for different values of the phase difference, is plotted in Fig. 6. All the curves meet at $\text{Im}(Y)=0$ as $T \rightarrow T_c$. At lower temperatures, the $\phi = \pi$ curve exhibits completely different behavior than the other curves. It grows towards large negative numbers as the temperature is lowered. This is in accordance with all other anomalous behavior of the contact at $\phi = \pi$.

IV. CONCLUSIONS

We have presented a microscopic formalism for calculation of AC properties of Josephson junctions. The method is based on linear response treatment of the non-equilibrium quasiclassical Green's function theory of superconductivity and uses a generalized form of the Riccati-transformations. The self-consistency equation for the linear response part of the order parameter, as well as the charge neutrality condition within the bulk, is satisfied automatically with no need for numerical iteration.

We successfully applied the method to the case of superconducting point contact and obtained many nontrivial results for linear conductivity of the junction. We found strong temperature, frequency, and phase dependence in the real and imaginary parts of the AC conductivity. Especially, anomalous behavior appears when the phase difference across the point contact approaches π . We relate that phenomena to the presence of the zero energy bound states at this phase difference.

In this article we have only considered a contact with perfect transparency. The method, however, is general and applicable for arbitrary transparency. One only needs to take into account the appropriate (Zaitsev)

boundary conditions at the contact. A solution to the Zaitsev boundary conditions, appropriate for the present calculation method, is given in Ref. [23]. The method proposed in this article is also applicable to other systems such as grain boundary junctions between unconventional superconductors, but we reserve it for a separate publication.

ACKNOWLEDGEMENT

The author is grateful to A. Omelyanchouk, and A. Zagorskin for many useful discussions, and also to A. Maassen van den Brink for stimulating conversations as well as many helpful suggestions for preparation of the manuscript.

APPENDIX A: QUASICLASSICAL KELDYSH GREEN'S FUNCTIONS

The quasiclassical Green's function $\check{g}(\mathbf{v}_F, \epsilon; \mathbf{r}, t)$ is a 2×2 matrix, every element of which is also a 2×2 matrix, and a function of Fermi velocity \mathbf{v}_F , quasiparticle energy ϵ , position \mathbf{r} , and time t . We represent \check{g} as

$$\check{g} = \begin{pmatrix} \hat{g}^R & \hat{g}^K \\ 0 & \hat{g}^A \end{pmatrix}, \quad (\text{A1})$$

where the matrices \hat{g}^R , \hat{g}^A , \hat{g}^K are the quasiclassical retarded, advanced, and Keldysh Green's functions in Nambu-Gorkov representation, respectively

$$\hat{g}^{R,A} = \begin{pmatrix} g^{R,A} & f^{R,A} \\ f^{\dagger R,A} & -g^{\dagger R,A} \end{pmatrix}, \quad \hat{g}^K = \begin{pmatrix} g^K & f^K \\ -f^{\dagger K} & g^{\dagger K} \end{pmatrix}. \quad (\text{A2})$$

The \dagger -operation performs the following transformation

$$\mathcal{O}^\dagger(\mathbf{v}_F, \epsilon; \mathbf{r}, t) = \mathcal{O}(-\mathbf{v}_F, -\epsilon; \mathbf{r}, t)^*. \quad (\text{A3})$$

In frequency domain it also changes ω to $-\omega$. The retarded and advanced Green's functions carry information about the energy spectrum of the electronic states of the system, while the Keldysh ones have information about occupation of those states.

The following symmetries hold for the Green's functions

$$g^A = -g^{R*}, \quad f^{R\dagger} = f^{A*}, \quad (\text{A4})$$

and

$$g^K = g^{K*}, \quad f^{K\dagger} = f^{K*}. \quad (\text{A5})$$

In frequency space, these give $g^A(\omega) = -g^R(-\omega)^*$, etc.

The equation of motion that describes the time evolution of \check{g} is written as

$$\mathbf{v}_F \cdot \nabla \check{g} - \left[i \left(\epsilon - \frac{e}{c} \mathbf{v}_F \cdot \mathbf{A} \right) \check{\tau}_3 - \check{\Delta} + ie\Phi \check{1}, \check{g} \right]_{\otimes} = \check{0} \quad (\text{A6})$$

accompanied by the normalization condition

$$\check{g} \otimes \check{g} = \check{1}, \quad (\text{A7})$$

where Φ and \mathbf{A} are the scalar and vector potentials respectively, and $[A, B]_{\otimes} \equiv A \otimes B - B \otimes A$, with

$$(A \otimes B)(\epsilon, t) = e^{\frac{i}{2}(\partial_{\epsilon}^A \partial_t^B - \partial_t^A \partial_{\epsilon}^B)} A(\epsilon, t) B(\epsilon, t). \quad (\text{A8})$$

We also have

$$\check{\tau}_3 = \begin{pmatrix} \hat{\tau}_3 & 0 \\ 0 & \hat{\tau}_3 \end{pmatrix}, \quad \check{\Delta} = \begin{pmatrix} \hat{\Delta} & 0 \\ 0 & \hat{\Delta} \end{pmatrix}, \quad (\text{A9})$$

where the 2×2 Pauli matrix $\hat{\tau}_3$ and $\hat{\Delta}$ are

$$\hat{\tau}_3 = \begin{pmatrix} 1 & 0 \\ 0 & -1 \end{pmatrix}, \quad \hat{\Delta} = \begin{pmatrix} 0 & \Delta \\ \Delta^{\dagger} & 0 \end{pmatrix}, \quad (\text{A10})$$

with Δ being the pairing potential. The constant e in (A6) is taken to be a positive number, equal to the magnitude of the charge of an electron, and c is the speed of light. In equilibrium, Eq. (A6) reduces to the Eilenberger equation (see Ref. [13] for example), by changing $\epsilon \rightarrow i\omega_n$, where ω_n are the Matsubara frequencies.

These Green's functions can be used to calculate physical quantities. The quasiparticle density of states is given by

$$N(\epsilon) = \frac{N_F}{4} \langle \text{Tr}[\hat{\tau}_3(\hat{g}^R - \hat{g}^A)] \rangle, \quad (\text{A11})$$

where N_F is the density of state of electrons at the Fermi surface and $\langle \dots \rangle$ denotes averaging over \mathbf{v}_F . The pairing potential satisfies the self-consistency relation

$$\hat{\Delta}(\mathbf{v}_F) = \frac{N_F}{4i} \int_{-\epsilon_c}^{\epsilon_c} d\epsilon \left\langle V(\mathbf{v}_F, \mathbf{v}'_F) \hat{f}^K(\mathbf{v}'_F) \right\rangle_{\mathbf{v}'_F}, \quad (\text{A12})$$

where \hat{f}^K is the off-diagonal part of \hat{g}^K , and $V(\mathbf{v}_F, \mathbf{v}'_F)$ is the interaction potential. Further, the current density is given by

$$\mathbf{j} = \frac{eN_F}{4} \int_{-\epsilon_c}^{\epsilon_c} d\epsilon \langle \mathbf{v}_F \text{Tr}[\hat{\tau}_3 \hat{g}^K] \rangle, \quad (\text{A13})$$

and the charge density by

$$\rho = eN_F \left(-2e\Phi + \frac{1}{4} \int_{-\epsilon_c}^{\epsilon_c} d\epsilon \langle \text{Tr}[\hat{g}^K] \rangle \right). \quad (\text{A14})$$

APPENDIX B: GENERALIZED RICCATI-TRANSFORMATION

Riccati-transformations [21] are proven to be very useful tools for numerical calculations of equilibrium properties of superconducting systems. For non-equilibrium

systems, however, the presence of the \otimes -operators makes the formalism nontrivial. Nevertheless, a generalization of the standard transformation to the non-equilibrium case is possible. It is common to define Riccati amplitudes a^{α} and b^{α} , where $\alpha=R, A$ for the retarded and advanced Green's functions respectively. They are related to the corresponding Green's functions by [22,23]

$$\begin{aligned} g^{\alpha} &= s^{\alpha} (1 + a^{\alpha} \otimes b^{\alpha})^{-1} \otimes (1 - a^{\alpha} \otimes b^{\alpha}), \\ f^{\alpha} &= s^{\alpha} (1 + a^{\alpha} \otimes b^{\alpha})^{-1} \otimes (2a^{\alpha}), \end{aligned} \quad (\text{B1})$$

where s^{α} is defined in Eq. (5). These equations already resemble their counterparts in standard Matsubara formalism [21]. It is straightforward to show that these function satisfy Riccati-type equations given by

$$\begin{aligned} \mathbf{v}_F \cdot \nabla a^{\alpha} &= 2iea^{\alpha} - a^{\alpha} \otimes \Delta^{\dagger} \otimes a^{\alpha} + \Delta + [ie\Phi, a^{\alpha}]_{\otimes}, \\ -\mathbf{v}_F \cdot \nabla b^{\alpha} &= 2ieb^{\alpha} - b^{\alpha} \otimes \Delta \otimes b^{\alpha} + \Delta^{\dagger} - [ie\Phi, b^{\alpha}]_{\otimes} \end{aligned} \quad (\text{B2})$$

In equilibrium, the \otimes -operation is replaced by a simple multiplication and these equations reduce to Eqs. (6).

It is also necessary to define other functions a^K and b^K , which are related only to the Keldysh Green's functions

$$\begin{aligned} g^K &= 2(1 + a^R \otimes b^R)^{-1} \otimes (a^K + a^R \otimes b^K \otimes b^A) \\ &\quad \otimes (1 + a^A \otimes b^A)^{-1}, \\ f^K &= 2(1 + a^R \otimes b^R)^{-1} \otimes (a^K \otimes a^A - a^R \otimes b^K) \\ &\quad \otimes (1 + b^A \otimes a^A)^{-1}, \end{aligned} \quad (\text{B3})$$

and are governed by the following dynamical equations

$$\begin{aligned} \mathbf{v}_F \cdot \nabla a^K &= -\partial_t a^K - a^R \otimes \Delta^{\dagger} \otimes a^K + a^K \otimes \Delta \otimes b^A \\ &\quad + [ie\Phi, a^K]_{\otimes}, \\ -\mathbf{v}_F \cdot \nabla b^K &= -\partial_t b^K - b^R \otimes \Delta \otimes b^K + b^K \otimes \Delta^{\dagger} \otimes a^A \\ &\quad - [ie\Phi, b^K]_{\otimes}. \end{aligned} \quad (\text{B4})$$

The functions a^{α} and b^{α} are related, by the \dagger -operation [Eq. (A3)], through $b^{\alpha} = a^{\alpha\dagger}$ and $a^{\alpha} = b^{\alpha\dagger}$. The symmetries (A4) and (A5) require

$$a^A = -b^{R*}, \quad a^K = b^{K*}. \quad (\text{B5})$$

In equilibrium, Eqs. (B1) reduce to (4) and (B3) give

$$g_0^K = 2 \frac{a_0^K + a_0^R b_0^K b_0^A}{(1 + a_0^R b_0^R)(1 + a_0^A b_0^A)}, \quad (\text{B6})$$

$$f_0^K = 2 \frac{a_0^K a_0^A - a_0^R b_0^K}{(1 + a_0^R b_0^R)(1 + a_0^A b_0^A)} \quad (\text{B7})$$

Satisfying Eq. (9), we find

$$a_0^K = (1 + a_0^R b_0^A) \mathcal{F}_{\text{eq}}, \quad b_0^K = -(1 + a_0^A b_0^R) \mathcal{F}_{\text{eq}}. \quad (\text{B8})$$

- [1] S.K. Yip and J.A. Sauls, Phys. Rev. Lett **79**, 135 (1992); D. Xu, S.K. Yip, and J.A. Sauls, Phys. Rev. B **51**, 16233 (1995).
- [2] N. Schopohl and K. Maki, Phys. Rev. B **52**, 490 (1995).
- [3] M. Ichioka, N. Hayashi, N. Enomoto, and K. Machida, J. Phys. Soc. Jpn. **64**, 4547 (1995).
- [4] D. Rainer, J.A. Sauls, and D. Waxman, Phys. Rev. B **54**, 10094 (1996).
- [5] M. Matsumoto and H. Shiba, J. Phys. Soc. Jpn. **64**, 3384 (1995); **64**, 4867 (1995); **65**, 2192 (1996);
- [6] L.J. Buchholts, M. Palumbo, D. Rainer, and J.A. Sauls, J. Low Temp. Phys. **101**, 1079 (1995); **101**, 1099 (1995); M. Fogelström, D. Rainer, J.A. Sauls, Phys. Rev. Lett. **79**, 281 (1997);
- [7] I.O. Kulik and A.N. Omelyanchouk, Sov. J. Low Temp. Phys. **3**, 459 (1977); **4**, 142 (1978).
- [8] A.V. Zaitsev, Sov. Phys. JETP **51**, 111 (1980).
- [9] I.O. Kulik and A.N. Omelyanchouk, Sov. J. Low Temp. Phys. **9**, 189 (1983).
- [10] J.C. Cuevas, A. Martín-Rodero, and A. Levy Yeyati, Phys. Rev. B **54** 7366 (1996).
- [11] Yu.S. Barash, A.V. Galaktionov, and A.D. Zaikin, Phys. Rev. B **52**, 665 (1995)
- [12] S. Yip, Physical Review B **52**, 3087 (1995); M. Fogelström and S.-K. Yip, Phys. Rev. B **57**, R14060 (1998).
- [13] M.H.S. Amin, A.N. Omelyanchouk, and A.M. Zagoskin, Phys. Rev. B **63**, 212502 (2000); M.H.S. Amin, A.N. Omelyanchouk, S.N. Rashkeev, M. Coury, and A.M. Zagoskin, Physica B **318**, 162 (2002).
- [14] M.H.S. Amin, S.N. Rashkeev, M. Coury, A.N. Omelyanchouk, and A.M. Zagoskin, preprint (cond-mat/0205495).
- [15] G. Eilenberger, Z. Phys. **214**, 195 (1968).
- [16] A.I. Larkin and N.Y. Ovchinnikov, Zh. Éksp. Theor. Fiz. **55**, 2262 (1968) [Sov. Phys. JETP **28**, 1200 (1969)].
- [17] A.A. Abrikosov, L.P. Gorkov, and I.E. Dzyaloshinski, “Methods of Quantum Field Theory in Statistical Physics”, Prentice-Hall Inc. (1963).
- [18] G.M. Eliashberg, Zh. Éksp. Theor. Fiz. **61**, 1254 (1973) [Sov. Phys. JETP **34**, 668 (1973)].
- [19] A.I. Larkin and N.Y. Ovchinnikov, Zh. Éksp. Theor. Fiz. **68**, 1915 (1975); **73**, 299 (1977) [Sov. Phys. JETP **41**, 960 (1975); **46**, 155 (1977)].
- [20] A.M. Zagoskin, “Quantum Theory of Many-Body Systems”, Springer-Verlag New York (1998).
- [21] N. Schopohl, preprint (cond-mat/9804064).
- [22] M. Eschrig, J.A. Sauls, and D. Rainer, Phys. Rev. B **60**, 10447 (1999).
- [23] M. Eschrig, Phys. Rev. B **61**, 9061 (2000).
- [24] see for example: J.R. Kirtley, Physica C **368**, 55 (2002), and references therein.
- [25] M.H.S. Amin, A.N. Omelyanchouk, and A.M. Zagoskin, Physica C **372-376P1**, 184 (2002); M.H.S. Amin, M. Coury, and G. Rose, IEEE Tran. Appl. Supercond., in press (cond-mat/0107370).
- [26] K.K. Likharev, in “Applications of superconductivity”, edited by H. Weinstock, Kluwer, Dordrecht (2000).
- [27] Y. Makhlin, G. Schön, and A. Shnirman, Rev. Mod. Phys. **73**, 357 (2001).
- [28] M.H.S. Amin, A.N. Omelyanchouk, A. Blais, Alec Maassen van den Brink, G. Rose, T. Duty, and A.M. Zagoskin, Physica C **368**, 310 (2002).
- [29] K.K. Likharev, Rev. Mod. Phys. **51**, 101 (1979).
- [30] U. Günsenheimer and A.D. Zaikin, Phys. Rev. B **50**, 6317 (1994).
- [31] E.N. Bratus, V.S. Shumeiko, and G. Wendin, Phys. Rev. Lett. **74**, 2110 (1995); M. Hurd, T. Löfwander, G. Johansson, and G. Wendin, Phys. Rev. B **59**, 4412 (1999).
- [32] D. Averin and A. Bardas, Phys. Rev. Lett. **75**, 1831 (1995); A. Bardas and D. Averin, Phys. Rev. B. **56**, R8518 (1996).
- [33] D. Averin and A. Bardas, Phys. Rev. B. **53**, R1705 (1996).
- [34] A.V. Zaitsev and D.V. Averin, Phys. Rev. Lett. **80**, 3602 (1998).
- [35] M. Tinkham, “Introduction to Superconductivity”, 2nd ed. McGraw-Hill, New York, (1996).
- [36] T.M. Klapwijk, G.E. Blonder, and M. Tinkham, Physica B **109&110**, 1657 (1982).
- [37] U. Eckern, G. Schön, and V. Ambegaokar, Phys. Rev. B **30**, 6419 (1984).
- [38] In this article we only consider singlet superconductors in which $\Delta(-\mathbf{v}_F) = \Delta(\mathbf{v}_F)$, and therefore in equilibrium $\Delta_0^\dagger = \Delta_0^*$. For the linear response $\delta\Delta$, it follows directly from (3) and (A3) that $\delta\Delta^\dagger(\omega) = -\delta\Delta^*(\omega)$, where we have taken $\Phi(t)$ to be real, therefore $\Phi(-\omega) = \Phi(\omega)$. To obtain general relations, one should replace Δ_0^* and $\delta\Delta^*$ with Δ_0^\dagger and $-\delta\Delta^\dagger$ respectively.
- [39] M.H.S. Amin, in preparation.