

Coherent resistance of a disordered 1D wire: Expressions for all moments and evidence for non-Gaussian distribution

Pavel Vagner,^{1,2,*} Peter Markoš,³ Martin Moško,^{2,1} and Thomas Schäpers¹

¹*Institut für Schichten und Grenzflächen, Forschungszentrum Jülich GmbH, 52425 Jülich, Germany*

²*Institute of Electrical Engineering, Slovak Academy of Sciences, Dúbravská cesta 9, 842 39 Bratislava, Slovakia*

³*Institute of Physics, Slovak Academy of Sciences, Dúbravská cesta 9, 842 28 Bratislava, Slovakia*

(Dated: October 31, 2018)

We study coherent electron transport in a one-dimensional wire with disorder modeled as a chain of randomly positioned scatterers. We derive analytical expressions for all statistical moments of the wire resistance ρ . By means of these expressions we show analytically that the distribution $P(f)$ of the variable $f = \ln(1 + \rho)$ is not exactly Gaussian even in the limit of weak disorder. In a strict mathematical sense, this conclusion is found to hold not only for the distribution tails but also for the bulk of the distribution $P(f)$.

PACS numbers: 73.23.-b

I. INTRODUCTION

It is known that a coherent electron wave in a disordered one-dimensional (1D) wire of infinite length is exponentially localized by an arbitrary weak disorder.^{1,2,3} The resistance ρ of the 1D wire of length L should therefore increase with L exponentially. In fact, the resistance wildly fluctuates from wire to wire in an ensemble of macroscopically identical wires (with disorder in each wire being microscopically different) and what increases exponentially is the mean resistance and also the “typical” resistance.^{4,5}

It has also become clear that the resistance ρ is not a self-averaged quantity.⁵ In fact, the resistance fluctuations are so huge that (i) the resistance dispersion exceeds the mean resistance many orders of magnitude, (ii) the higher moments of the resistance exceed the mean resistance even more drastically, and (iii) the mean resistance is much larger than the typical one. These features are due to the fact that the moments of ρ are governed by extremely high resistances occurring with an extremely low (but nonzero) probability.

To avoid the absence of self-averaging, the distribution $P(f)$ of the variable $f = \ln(1 + \rho)$ was studied instead of the distribution $P(\rho)$.^{5,6,7,8} In contrast to $P(\rho)$, distribution $P(f)$ is well localized around the mean value \bar{f} . It is commonly accepted that for long enough wires the bulk of the distribution $P(f)$ is described by the Gauss function

$$P(f) = \frac{1}{\sqrt{2\pi}\Delta^2} \exp \left[-\frac{(f - \bar{f})^2}{2\Delta^2} \right], \quad (1)$$

where $\Delta^2 \equiv \overline{f^2} - \bar{f}^2$ is the variance, while the tails of the distribution $P(f)$ are allowed to be non-universal and depend on the model of disorder. In the limit of weak disorder it is accepted that $\Delta^2 = 2\bar{f}$, i.e., that the distribution (1) obeys the single parameter scaling. The two-parameter scaling is accepted to appear for strong disorder, where Δ^2 is not an unambiguous function of

\bar{f} .¹⁰ Interesting to note, the authors of Ref. 11 found two-parameter scaling also for weak disorder, namely for the Anderson 1D disorder at certain conditions.

In this paper we study coherent transport in a 1D wire with disorder modeled as a chain of randomly positioned scatterers. We derive analytically all statistical moments of the wire resistance. By means of these moments we prove in the limit of long wires, that the distribution $P(f)$ always deviates from the Gauss distribution. The form of $P(f)$ for $f > \bar{f}$ is concluded to be nonuniversal (dependent on the model of disorder) even in the limit of weak disorder. In other words, in realistic wires disorder is never weak enough for $P(f)$ to be exactly Gaussian. The only approximation of our analysis is the phase randomization hypothesis. We confirm its validity by numerical simulations.

In Sec. II we specify two different model of disordered 1D wire. As a model I we consider the statistical ensemble of wires with the same number of scatterers in each wire, in the model II we let the number of scatterers to fluctuate from wire to wire. In Sec. III the moments of the wire resistance are derived for both models analytically assuming the phase randomization hypothesis. This hypothesis is verified in Sect. IV by means of numerical simulations. In Sec. V we prove that our expressions for the resistance moments are not consistent with the Gaussian form of $P(f)$ even in the limit of weak disorder. Discussion is given in Sect. VI.

II. MODEL OF DISORDERED 1D WIRE

We consider a 1D wire with disorder represented by random potential

$$V(x) = \sum_{i=1}^N \gamma \delta(x - x_i), \quad (2)$$

where $\gamma \delta(x - x_i)$ is the δ -shaped impurity potential of strength γ , x_i is the i -th impurity position selected at

random along the wire, and N is the number of impurities in the wire. Since the positions x_i are mutually independent, the distances $a = x_{i+1} - x_i$ between the neighboring impurities follow the distribution $P(a) = N_I \exp[-N_I a]$, where N_I is the 1D density of impurities and N_I^{-1} is the mean distance between the neighboring impurities.

In the following sections we examine two models. In the model I we consider the statistical ensemble of wires with N fixed in each wire to its mean value $\langle N \rangle$. In the model II we fix the wire length L and we let N to fluctuate from wire to wire according to the distribution

$$\mathcal{G}(N) = \langle N \rangle^N e^{-\langle N \rangle} / N!. \quad (3)$$

It is easy to show that this distribution follows from the distribution $P(a)$. In both models $\langle N \rangle \equiv L N_I$.

The wire resistance ρ (in units $\hbar/2e^2$) is given by the Landauer formula⁴

$$\rho = \frac{R(\varepsilon_F)}{T(\varepsilon_F)}, \quad (4)$$

where R and T are the reflection and transmission coefficients describing the electron tunneling through disorder at the Fermi energy.

Using eq. (4) we follow a number of previous localization practitioners. Instead of eq. (4) we could use the two-terminal resistance $\rho = 1/T = R/T + 1$, which involves an extra term (unity on the right hand side) representing the fundamental resistance of contacts. The resistance (4) thus represents the resistance of disorder, directly measurable only by four-probe techniques. The problem is that eq. (4) ignores the effect of measurement probes^{12,13}. We wish to note that this is not a serious problem in our case. First, we examine the regime $R/T \gg 1$, for which the two-terminal resistance $\rho = R/T + 1$ coincides with eq. (4). Second, with $\rho = R/T + 1$ we would arrive at the same conclusions as with eq. (4). Third, in principle, one can measure R/T indirectly, by measuring the two-terminal resistance and then subtracting unity.

For disorder (2) both R and T can be obtained by solving the tunneling problem

$$\left[-\frac{\hbar^2}{2m} \frac{d^2}{dx^2} + V(x) \right] \Psi_k(x) = \mathcal{E} \Psi_k(x) \quad (5)$$

with boundary conditions

$$\Psi_k(x \rightarrow 0) = e^{ikx} + r_k e^{-ikx}, \quad \Psi_k(x \rightarrow L) = t_k e^{ikx}, \quad (6)$$

where $\mathcal{E} = \hbar^2 k^2 / 2m$ is the electron energy, m is the effective mass, and r_k and t_k are the reflection and transmission amplitudes. The coefficients $R = |r_k|^2$ and $T = |t_k|^2$ need to be evaluated at the Fermi wave vector $k = k_F$.

The reflection coefficient of a single δ -barrier is given as $R_I = \Omega^2 / (k_F^2 + \Omega^2)$, where $\Omega = m\gamma / \hbar^2$. We fix

$$k_F = 7.9 \times 10^7 \text{ m}^{-1} \quad (7)$$

and $m = 0.067 m_0$, and we parameterize the δ -barrier by R_I . We ignore the fluctuations of R_I as well as the spread of the impurity potentials.

III. RESISTANCE MOMENTS

A. Model I

We start with derivation of the mean resistance. Assume that we know the reflection coefficient R_N of a specific configuration of N randomly positioned impurities. If we add to this configuration an extra impurity at position x_{N+1} , we can express R_{N+1} through R_N and R_I . It is useful to express R_{N+1} in the form⁴

$$\frac{R_{N+1}}{1 - R_{N+1}} = \frac{R_N + R_I - 2\sqrt{R_N R_I} \cos \phi_N}{(1 - R_N)(1 - R_I)}, \quad (8)$$

where ϕ_N is the phase specified below. Writing eq. (8) in terms of the wire resistance

$$\rho_N \equiv \frac{R_N}{1 - R_N} \quad (9)$$

and in terms of

$$\lambda_1 \equiv \frac{1 + R_I}{1 - R_I} \quad (10)$$

we get

$$\rho_{N+1} = \lambda_1 \rho_N + \frac{\lambda_1 - 1}{2} - \sqrt{(\lambda_1^2 - 1)(\rho_N + \rho_N^2)} \cos \phi_N. \quad (11)$$

The phase $\phi_N = 2k_F a + \phi_0$, where $a = x_{N+1} - x_N$ is the inter-impurity distance, and ϕ_0 is the (a -independent) phase due to the reflection by the obstacles.^{4,5} Obviously,

$$\rho_0 \equiv 0 \quad (12)$$

and

$$\rho_1 \equiv \frac{R_I}{1 - R_I} = \frac{\lambda_1 - 1}{2}. \quad (13)$$

Note that ρ_2 depends on ϕ_1 , ρ_3 depends on ϕ_2 and ϕ_1 , etc., ρ_{N+1} thus depends on $\phi_N, \phi_{N-1}, \dots, \phi_2$, and ϕ_1 .

If we assume that $a \gg 2\pi/k_F$, then ϕ_N changes rapidly with a and fluctuates at random from sample to sample as a fluctuates. The ensemble average of ρ_{N+1} over the inter-impurity distance $x_{N+1} - x_N$ then simplifies to^{4,5}

$$\overline{\rho_{N+1}} = \frac{1}{2\pi} \int_0^{2\pi} d\phi_N \rho_{N+1}. \quad (14)$$

If we average eq. (11) over ϕ_N , the term $\propto \cos \phi_N$ becomes zero. If we then average over $\phi_{N-1}, \dots, \phi_2, \phi_1$, we obtain the recursion equation

$$\overline{\rho_{N+1}} = \lambda_1 \overline{\rho_N} + \frac{1}{2}(\lambda_1 - 1). \quad (15)$$

We solve Eq. (15) with initial condition (12) and obtain the mean resistance

$$\overline{\rho_N} = \frac{1}{2} (\lambda_1^N - 1). \quad (16)$$

The higher moments can be obtained in the same way. The m th power of eq. (11) averaged over ϕ_N formally reads

$$\overline{\rho_{N+1}^m} = \left[\lambda_1 \rho_N + \frac{\lambda_1 - 1}{2} - \sqrt{(\lambda_1^2 - 1)(\rho_N + \rho_N^2)} \cos \phi_N \right]^m. \quad (17)$$

If we take into account that¹⁴

$$\frac{1}{2\pi} \int_0^{2\pi} d\phi (\cos \phi)^{2m} = \frac{1}{2^{2m}} \binom{2m}{m} \quad (18)$$

and

$$\frac{1}{2\pi} \int_0^{2\pi} d\phi (\cos \phi)^{2m-1} = 0, \quad (19)$$

we easily see that eq. (17) takes the form

$$\overline{\rho_{N+1}^m} = \sum_{k=0}^m \alpha_k(m) \rho_N^k, \quad (20)$$

where coefficients $\alpha_k(m)$ are polynomial functions of λ_1 . Averaging each ρ_N^k over ϕ_{N-1} , each ρ_{N-1}^k over ϕ_{N-2} , etc., we finally obtain the recursion relation

$$\overline{\rho_{N+1}^m} = \sum_{k=0}^m \alpha_k(m) \overline{\rho_N^k}. \quad (21)$$

A general expression for coefficients $\alpha_k(m)$ is given in the Appendix A, where we also derive

$$\alpha_m(m) = \left[\lambda_1 - \sqrt{\lambda_1^2 - 1} \cos \phi \right]^m. \quad (22)$$

We can also obtain eq. (22) by comparing the right hand sides of Eqs. (17) and (20) for $\rho_N \rightarrow \infty$, where they reduce to $[\lambda_1 - \sqrt{\lambda_1^2 - 1} \cos \phi]^m \rho_N^m$ and $\alpha_m(m) \rho_N^m$, respectively.

We solve Eq. (21) recursively. Suppose that the N -dependence of $\overline{\rho_N^m}$ can be expressed in the form

$$\overline{\rho_N^m} = a_m(m) \lambda_m^N + \dots a_1(m) \lambda_1^N + a_0(m). \quad (23)$$

For $m = 1$ eq. (23) coincides with eq. (16). Therefore, λ_1 in eq. (23) coincides with eq. (10) and $a_1(1) = 1/2$, $a_0(1) = -1/2$. Once we know λ_1 , $a_1(1)$, and $a_0(1)$, we can solve the problem for $m = 2$ and determine λ_2 , $a_2(2)$, $a_1(2)$, and $a_0(2)$ (see the Appendix B). Generally, once we determine all λ_k and all coefficients $a_n(k)$ for $0 \leq n \leq k \leq m - 1$, we can insert expansion (23) into eq. (21) and compare the N -independent factors at all $\lambda_{k \leq m}^N$. This gives us linear equations

$$a_k(m) \lambda_k = \sum_{i=k}^m \alpha_i(m) a_k(i) \quad (24)$$

for all $a_k(m)$ with $k < m$ and in addition the identity $\lambda_m \equiv \alpha_m(m)$, i.e.,

$$\lambda_m = \left[\lambda_1 - \sqrt{\lambda_1^2 - 1} \cos \phi \right]^m. \quad (25)$$

As a last step we calculate the coefficient $a_m(m)$ with help of the initial condition (12). In the Appendix B this procedure is demonstrated in detail for $m = 2$. The result is

$$\overline{\rho_N^2} = \frac{1}{6} \lambda_2^N - \frac{1}{2} \lambda_1^N + \frac{1}{3}, \quad (26)$$

where

$$\lambda_2 = \frac{1}{2} (3\lambda_1^2 - 1). \quad (27)$$

Parameters λ_k characterize the exponential increase of $\overline{\rho_N^m}$ with N . Equation (25) expresses λ_k analytically for arbitrary k , for example, for $m = 1$ and 2 it reproduces relations (10) and (27), respectively. We present also

$$\lambda_3 = \frac{5}{2} \lambda_1^3 - \frac{3}{2} \lambda_1, \quad (28)$$

$$\lambda_4 = \frac{35}{8} \lambda_1^4 - \frac{15}{4} \lambda_1^2 + \frac{3}{8}, \quad (29)$$

$$\lambda_5 = \frac{63}{8} \lambda_1^5 - \frac{35}{4} \lambda_1^3 + \frac{15}{8} \lambda_1, \quad (30)$$

$$\lambda_6 = \frac{231}{16} \lambda_1^6 - \frac{315}{16} \lambda_1^4 + \frac{105}{16} \lambda_1^2 - \frac{5}{16}. \quad (31)$$

We do not present explicitly complete expressions for moments $\overline{\rho_N^m}$ higher than $\overline{\rho_N^2}$. For further purposes we only express the leading term of $\overline{\rho_N^m}$. We see from (25) that $\lambda_1 < \lambda_2 < \dots < \lambda_m$. Therefore, for large enough N

$$\overline{\rho_N^m} \approx a_m(m) \lambda_m^N \propto \lambda_m^N. \quad (32)$$

For completeness, we derive also the mean value of the variable f . As in Ref. 5, we average over all phases the variable $f_N = \ln(1 + \rho_N)$ and obtain the recursion relation $f_{N+1} = -\ln(1 - R_I) + f_N$. We solve this equation with the condition $\rho_0 \equiv 0$ (i.e., with $f_0 \equiv 0$) and obtain

$$\overline{f_N} = -N \ln(1 - R_I). \quad (33)$$

No simple analytic expressions exist for higher moments $\overline{f^m}$. For details see Refs. 5,6,10.

B. Model II

In the preceding section the number of impurities, N , was kept at the same value for each wire in the wire ensemble (model I). In this section we let N to fluctuate from wire to wire according to the distribution (3) while keeping for each wire the same wire length L (model II). Thus, to obtain the resistance moments for the model II we just need to average over the distribution (3) the

moments obtained in the preceding section. In particular,

$$\langle \lambda_m^N \rangle = \sum_{N=1}^{\infty} \lambda_m^N \mathcal{G}_N = e^{(\lambda_m - 1)N_I L} = e^{m(m+1)L/\xi_m}, \quad (34)$$

where we define the m th characteristic length ξ_m as

$$\xi_m^{-1} = \frac{N_I (\lambda_m - 1)}{m(m+1)}. \quad (35)$$

From Eqs. (16,34) we obtain the mean resistance

$$\bar{\rho} = \frac{1}{2}(e^{2L/\xi_1} - 1) \quad (36)$$

and from Eqs. (26,34) the 2nd moment

$$\overline{\rho^2} = \frac{1}{6}e^{6L/\xi_2} - \frac{1}{2}e^{2L/\xi_1} + \frac{1}{3}. \quad (37)$$

The typical resistance is defined as $\rho_t = \exp \bar{f} - 1$. We average \bar{f} (eq. 33) over the distribution (3) and obtain

$$\rho_t = \exp L/\xi - 1, \quad (38)$$

where

$$\xi^{-1} = -N_I \ln(1 - R_I) = N_I \ln \left(\frac{\lambda_1 + 1}{2} \right). \quad (39)$$

is the electron localization length. For comparison,

$$\xi_1^{-1} = N_I \frac{R_I}{1 - R_I} = N_I \left(\frac{\lambda_1 - 1}{2} \right). \quad (40)$$

It is easy to show¹⁵ that L/ξ_m can be expressed as an unambiguous function of L/ξ a L/ξ_1 . This means that our models exhibit two-parameter scaling. Only if R_I is very small, both lengths converge to the same limit

$$\xi \approx \xi_1 \approx (N_I R_I)^{-1}, \quad R_I \ll 1. \quad (41)$$

However, $\xi \neq \xi_1$ for any nonzero R_I .

IV. MICROSCOPIC MODELING

Our derivation of resistance moments relies on the phase randomization hypothesis, i.e., on the averaging (14). This should be justified in the limit $a \gg 2\pi/k_F$, that means for $1/N_I \gg 2\pi/k_F$. Now we test the phase randomization hypothesis by microscopic modeling.

In our microscopic model we select disorder as discussed in Sect. II, solve Eq. (5) by the transfer matrix method,¹⁶ and obtain from Eq. (4) the resistance of a single wire. We repeat this process for a statistical ensemble of wires typically involving 10^6 - 10^9 samples.

In Fig. 1 we present the distribution $P(\phi)$ of the variable ϕ , where ϕ is the phase entering the right hand side of eq. (11). The distribution $P(\phi)$ can be accumulated

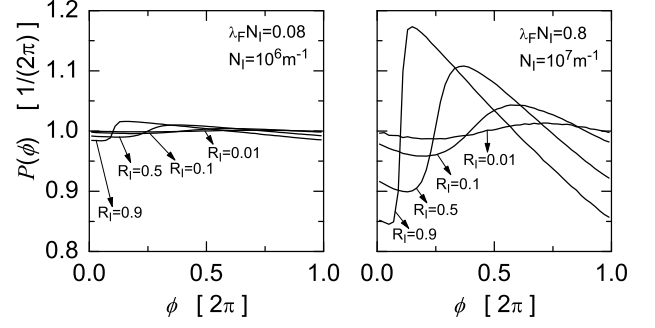


FIG. 1: Distribution $P(\phi)$ for various model parameters.

either within the ensemble of wires with just two randomly positioned impurities within each wire, or within a single wire into which many impurities are positioned one by one. Both procedures give the same results.

In accord with the phase randomization hypothesis (14), for low impurity density N_I (left panel) we see that $P(\phi) \approx \text{const} = 1/(2\pi)$. Note that the flat distribution survives for rather large R_I values. On the other hand, when N_I is large, it tends to destroy the flatness of $P(\phi)$ even for very small values of R_I (right panel).

Results presented in Fig. 1 are consistent with those in Fig. 2 where the mean and typical resistances obtained by microscopic modeling are presented for various reflection coefficients R_I and various densities N_I . For low N_I our microscopic data agree well with our analytical results. Note that this is the case also for large R_I . However, with increasing N_I the agreement deteriorates.

V. MOMENTS OF THE RESISTANCE IN THE LIMIT OF VERY LONG WIRES.

In the limit of long wires $\langle N \rangle$ becomes large and only the leading term of the moment $\overline{\rho_N^m}$ becomes important. From Eqs. (32) and (34) one easily obtains

$$\overline{\rho^m} \propto \begin{cases} \lambda_m^{(N)} & \text{Model I} \\ e^{\langle N \rangle (\lambda_m - 1)} & \text{Model II} \end{cases} \quad (42)$$

From Eq. 25 it is evident that

$$\ln \lambda_m \approx m \quad m \gg 1 \quad (43)$$

In Fig. 3 the estimate (43) is verified numerically. Using eq. (43) and $\langle N \rangle \equiv LN_I$ we can obtain from (42)

$$\ln \overline{\rho^m(L)} \propto \begin{cases} mL & \text{Model I} \\ Le^{m\eta} & \text{Model II} \end{cases} \quad (44)$$

Now we show that the analytical formulae (44) are not consistent with the assumption that the distribution

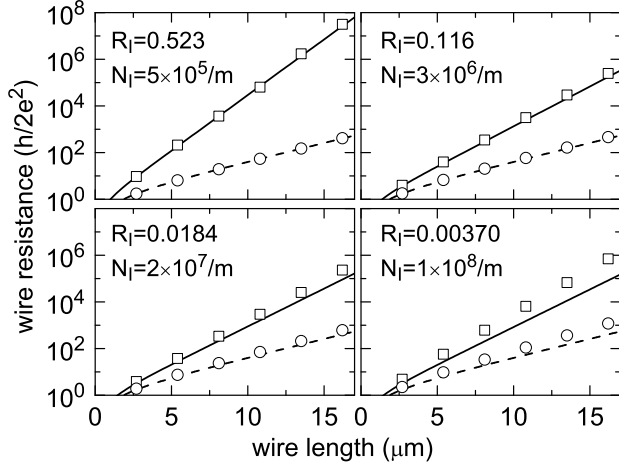


FIG. 2: Mean resistance (squares, full lines) and typical resistance (circles, dashed lines) versus the wire length L . Squares and circles are the microscopic model results, full lines and dashed lines are graphic representation of the formulas (36) and (38), respectively. k_F is given in Eq. 7. Parameters N_I and R_I are varied in such way that the localization length is the same ($\xi = 2.7 \mu\text{m}$) for each panel. The accuracy of Eqs. (36) and (38) deteriorates with increasing N_I .

$P(f)$ is Gaussian. To see this clearly, let us average the m th power of the resistance

$$\overline{\rho^m(L)} = \int_0^\infty df P(f)(e^f - 1)^m \quad (45)$$

over the Gauss distribution (1). The result can easily be obtained analytically as

$$\overline{\rho^m(L)} = \sum_{k=1}^m (-1)^{m-k} \binom{m}{k} \exp\left(\frac{k^2 \Delta^2}{2} + k\bar{f}\right). \quad (46)$$

In the limit $L/\xi \gg 1$ relation (46) reduces to

$$\overline{\rho^m(L)} = \exp\left(\frac{m^2 \Delta^2}{2} + m\bar{f}\right). \quad (47)$$

Since $\Delta^2 \propto L$, from (47) we have

$$\ln \overline{\rho^m(L)} \propto m^2 L. \quad (48)$$

In particular, for weak disorder $\Delta^2 = 2\bar{f} = 2L/\xi$ and the leading term in the sum (46) reads $\propto e^{m(m+1)L/\xi}$.

If we compare eq. (48) with our analytical results (44), we immediately see that relations (44) do not approach the dependence $\propto m^2 L$ predicted by relation (48). Since the higher moments of the resistance are mainly governed by the distribution $P(f)$ for $f > \bar{f}$, the difference between the relations (48) and (44) is a proof that $P(f)$ deviates from the Gauss distribution in the model I as well as in the model II.

It is important to note that these deviations are not restricted to the distribution tail $f \gg \bar{f}$. It is known

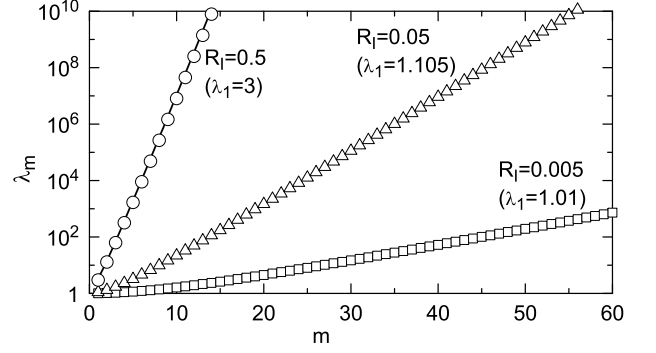


FIG. 3: m -dependence of $\ln \lambda_m$ for various R_I .

that the tail of the distribution $P(f)$ is non-universal. From Eq. (11) we see that $\rho_{N+1} \leq (\lambda_1 + \sqrt{\lambda_1^2 - 1})\rho_N$. Therefore, in the model I the value of f never exceeds the maximum value f_{\max} given by

$$\frac{f_{\max}}{\bar{f}} \approx \frac{\ln(\lambda_1 + \sqrt{\lambda_1^2 - 1})}{\ln[(\lambda_1 + 1)/2]}. \quad (49)$$

Due to this reason, in the model I the distribution $P(f)$ drops to zero for $f > f_{\max}$ and some deviations from the Gauss distribution (1) can be expected to appear already for f slightly below f_{\max} . The same holds also for the model II in which N fluctuates so that the difference $f_{\max}(\text{model II}) - f_{\max}(\text{model I})$ is of order of \sqrt{N} . This means that the distribution $P(f)$ drops to zero in both models if f is large enough.

However, this sudden drop to zero is not responsible for the nonGaussian behavior represented by eq. (44). To prove this we now show that $\overline{\rho^m}$ is governed by the f values much smaller than f_{\max} . We show that the maximum of the function $P(f) \times e^{mf}$ is positioned at $f = f_m$, where f_m is much smaller than f_{\max} . For the Gaussian distribution (1) we find

$$\frac{f_m}{\bar{f}} = \frac{\bar{f} + m\Delta^2}{\bar{f}} = (2m + 1). \quad (50)$$

This ratio depends neither on L nor on λ_1 . Note that the ratio f_{\max}/\bar{f} does not depend on L but it still depends on λ_1 . In the limit of weak disorder ($R_I \rightarrow 0$) we obtain $\lambda_1 \approx 1 + 2R_I$ and $f_{\max}/\bar{f} \sim 2/\sqrt{R_I} \rightarrow \infty$. It is thus evident that $f_m \ll f_{\max}$ at least in the limit of weak disorder.

From (44) we obtain

$$\frac{\ln \overline{\rho^{m+1}(L)}}{\ln \overline{\rho^m(L)}} = \frac{m+1}{m} \quad (51)$$

for the model I, while for the Gaussian distribution

$$\frac{\ln \overline{\rho^{m+1}(L)}}{\ln \overline{\rho^m(L)}} = \frac{m+2}{m} \quad (52)$$

This proves that $P(f)$ deviates the Gaussian distribution already for f from the neighbourhood of f_1 . As discussed above, this region is still far from the distribution tail.

In the model II this deviation from the Gaussian shape is even more pronounced, because $\overline{\rho^m(L)}$ increases with m much faster than the dependence (47). This means that $P(f)$ decreases for $f > \bar{f}$ much slower than the Gaussian distribution. The slower decrease means that the deviation from Gaussian is surely not caused by the cutoff at $f = f_{\max}$.

VI. DISCUSSION AND CONCLUSIONS

In conclusion, we have presented two simple models of disordered wire which allowed us to express analytically all moments of the wire resistance. By means of these analytical expressions we have succeeded to prove analytically the nonGaussian behavior of the distribution $P(f)$.

Analytical formulae for the resistance moments were obtained assuming the phase randomization hypothesis. In Sect. IV we have proven numerically that this hypothesis is indeed valid for small impurity density N_I . This means that for small enough N_I our results are exact.

In fact, in a strict mathematical sense there is no single parameter scaling in the models I and II, because the lengths ξ and ξ_1 always differ from each other. The difference between them is very small in the limit of small reflection coefficient, $R_I \ll 1$. Then, numerical experiment is not able to distinguish between ξ and ξ_1 and the single parameter scaling holds to a good approximation for the bulk of the distribution.

If we accept $\xi = \xi_1$ as in eq. (41), then the relations (36), (37) and (38) agree with those derived within the scaling theory of localization.⁶ Note that the relation (41) is exact only if the second and higher orders of R_I can be neglected. The same condition assures the equivalence of eq. (48) with eq. (44). Indeed, if we expand λ_m [eq. (25)] into powers of R_I and neglect all higher powers of R_I , we can interpret the obtained “expansion” as the first two terms of the Taylor expansion of the exponential function, i.e.,

$$\lambda_m = 1 + m(m+1)R_I + \mathcal{O}(R_I^2) \approx e^{[m(m+1)R_I]}. \quad (53)$$

We show in Fig. 4 that the approximation (53) is very good in the limit of very small R_I and small m . However, for any R_I we can find such m that the approximation (53) is no longer valid. Therefore, relation (48) does not give the correct R_I dependence for higher moments of resistance. This proves that the distribution $P(f)$ is not Gaussian even for an infinitesimally small R_I .

The main difference between the presented results and those of the scaling theory of localization is that in our model we keep the exact R_I dependence of all λ_m s while in the scaling theory only the linear term in R_I is kept. To understand this difference more clearly, let us go back

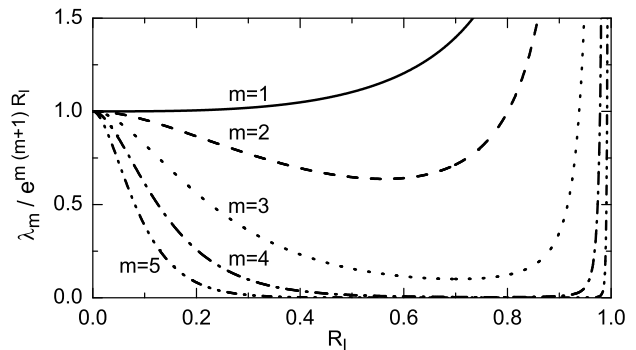


FIG. 4: The ratio $\lambda_m / \exp[m(m+1)R_I]$ as a function of R_I for $m = 1 - 5$.

to the relation (15). We can approximate λ_1 as in (53) and rewrite (15) as

$$\overline{\rho_{N+1}} = \delta\rho + \overline{\rho_N} + 2\delta\rho \overline{\rho_N}. \quad (54)$$

Equation (54) is formally identical with the recursion relation derived in Refs. 5,7. However, in these works it is supposed that the increment $\delta\rho$ is proportional to the increment δL of the wire length. The terms of higher order in $\delta\rho$ can therefore be neglected and the approximation (53) becomes exact. This is not the case in our model, where $\delta\rho = R_I$ does not depend on the length scale and it is not possible to perform the limit $\delta L \rightarrow 0$. As this limit plays a crucial role in the derivations of SPS in Refs. 5 and 7, it is understandable that our model does not provide us with the Gauss distribution of f predicted by these derivations.¹⁷

Acknowledgments

P.V. was supported by a Marie Curie Fellowship of the Fifth Framework Programme of the European Community, contract no. HPMFCT-2000-00702. M.M. and P.V. were also supported by the VEGA grant no. 2/7201/21. M.M., P.V., and P.M. were also supported by the Science and Technology Assistance Agency under Grant No. APVT-51-021602.

APPENDIX A

Coefficients $\alpha_k(m)$ in Eqs. (20, 21) can be obtained as follows. Applying expansion $(a+b)^m = \sum_{i=0}^m \binom{m}{i} a^{m-i} b^i$ and considering Eqs. (18) we obtain from eq. (17) the

formula

$$\begin{aligned} \overline{\rho_{N+1}^m} &= \sum_{i=0}^{\text{int}(m/2)} \sum_{j=0}^{m-2i} \sum_{n=0}^i \binom{m}{2i} \binom{m-2i}{j} \binom{i}{n} \\ &\times \left(\sqrt{\lambda_1^2 - 1} \cos \phi_N \right)^{2i} \left(\frac{\lambda_1 - 1}{2} \right)^j \\ &\times \lambda_1^{m-2i-j} \rho_N^{m-i-j+n}. \end{aligned} \quad (\text{A1})$$

To express eq. (A1) in the form (20), we choose in the triple sum of (A1) all terms with $m - i - j + n = k$. We write all these terms as a single term $\alpha_k(m) \rho_N^k$, where

$$\begin{aligned} \alpha_k(m) &= \sum_{i=0}^{\text{int}(m/2)} \sum_{j=0}^{m-2i} \Theta(k + i + j - m) \Theta(m - k - j) \\ &\times \binom{m}{2i} \binom{m-2i}{j} \binom{i}{k+i+j-m} \\ &\times \left(\sqrt{\lambda_1^2 - 1} \cos \phi_N \right)^{2i} \left(\frac{\lambda_1 - 1}{2} \right)^j \lambda_1^{m-2i-j}, \end{aligned} \quad (\text{A2})$$

with $\Theta(x \geq 0) = 1$ and $\Theta(x < 0) = 0$. To derive eq. (A2) we have also regarded the limits $0 \leq n \leq i$, which give the conditions $k + i + j - m \geq 0$ and $m - k - j \geq 0$.

For $k = m$ the function $\Theta(m - k - j)$ gives the only solution $j = 0$ and eq. (A2) reduces to

$$\alpha_m(m) = \sum_{i=0}^{\text{int}(m/2)} \binom{m}{2i} \lambda_1^{m-2i} \left(\sqrt{\lambda_1^2 - 1} \cos \phi_N \right)^{2i}. \quad (\text{A3})$$

Equation (A3) is just binomial expansion of eq. (22).

APPENDIX B

Here we derive the N -dependence of $\overline{\rho_N^2}$. In accord with eq. (23), we assume

$$\overline{\rho_N^2} = a_2(2) \lambda_2^N + a_1(2) \lambda_1^N + a_0(2), \quad (\text{B1})$$

where the parameters λ_2 , $a_2(2)$, $a_1(2)$, and $a_0(2)$ have to be determined while λ_1 is known. Also known are the coefficients $a_1(1) = 1/2$ and $a_0(1) = -1/2$ [compare Eqs. (9) and (16) with (23) for $m = 1$].

Combining Eqs. (17), (20), and (21) for $m=2$ we obtain

$$\overline{\rho_{N+1}^2} = \alpha_2(2) \overline{\rho_N^2} + \alpha_1(2) \overline{\rho_N} + \alpha_0(2), \quad (\text{B2})$$

where $\alpha_2(2) = \lambda_2$, $\alpha_1(2) = \lambda_2 - \lambda_1$, and $\alpha_0(2) = (\lambda_1 - 1)^2/4$. Inserting Eqs. (16) and (B1) into eq. (B2) we get

$$\begin{aligned} a_2(2) \lambda_2 \lambda_2^N + a_1(2) \lambda_1 \lambda_1^N + a_0(2) &= \\ \alpha_2(2) [a_2(2) \lambda_2^N + a_1(2) \lambda_1^N + a_0(2)] + \\ \alpha_1(2) [a_1(1) \lambda_1^N + a_0(1)] + \alpha_0(2). \end{aligned} \quad (\text{B3})$$

Now we compare the N -independent factors at $\lambda_0^N \equiv 1$, λ_1^N , and λ_2^N on both sides of eq. (B3). For λ_0^N we obtain

$$a_0(2) = \alpha_2(2) a_0(2) + \alpha_1(2) a_0(1) + \alpha_0(2), \quad (\text{B4})$$

where the only unknown parameter is $a_0(2)$. Thus, eq. (B4) immediately gives

$$a_0(2) = \frac{1}{3}. \quad (\text{B5})$$

Analogously, for λ_1^N we obtain

$$a_1(2) \lambda_1 = \alpha_2(2) a_1(2) + \alpha_1(2) a_1(1), \quad (\text{B6})$$

so that

$$a_1(2) = -\frac{1}{2}. \quad (\text{B7})$$

Eventually, for λ_2^N we get

$$a_2(2) \lambda_2 = \alpha_2(2) a_2(2), \quad (\text{B8})$$

which leads to the already known [see eq. (B2)] identity $\lambda_2(2) = \alpha_2(2)$. In order to calculate $a_2(2)$ we have to insert the condition $\overline{\rho_0^m} \equiv 0$ into (B1). We get

$$\overline{\rho_0^2} \equiv 0 = a_2(2) + a_1(2) + a_0(2), \quad (\text{B9})$$

so that

$$a_2(2) = \frac{1}{6}. \quad (\text{B10})$$

* Electronic address: p.vagner@fz-juelich.de

¹ N. F. Mott and W. D. Twose, Adv. Phys. **10**, 107 (1961).

² R. E. Borland, Proc. Phys. Soc. **78**, 926 (1961).

³ N. F. Mott, *Metal-Insulator Transition* (Taylor and Francis, London, England, second edition, 1990).

⁴ R. Landauer, Philos. Mag. **21**, 863 (1970).

⁵ P. W. Anderson, D. J. Thouless, E. Abrahams, and D. S. Fisher, Phys. Rev. B **22**, 3519 (1980).

⁶ P. A. Mello, Phys. Rev. B **35**, 1082 (1987); N. Kumar,

Phys. Rev. B **31**, 5513 (1985),

⁷ V. I. Melnikov, Soviet Phys. Solid St. **23**, 444 (1981); A. Abrikosov, Solid St. Commun. **37**, 997 (1981). For generalization beyond the single channel limit see O. N. Dorokhov, JETP Letters **36**, 318 (1982); P. A. Mello, P. Pereyra, and N. Kumar, Ann. Phys. (NY) **181**, 290 (1988).

⁸ B. Shapiro, Philos. Mag. B **56**, 1031 (1987).

⁹ E. Abrahams, P. W. Anderson, D. C. Licciardello, and T. V. Ramakrishnan, Phys. Rev. Lett. **42**, 673 (1979).

- ¹⁰ A. Cohen, Y. Roth, and B. Shapiro, Phys. Rev. B **38**, 12125 (1988); P. J. Roberts, J. Phys.: Condens. Matter **4**, 7795 (1992). K. M. Slevin and J. B. Pendry, J. Phys: Cond. Matt. **2**, 2821 (1990); P. Markoš and B. Kramer, Ann. Phys. **2**, 339 (1993).
- ¹¹ L. I. Deych, A. A. Lisyansky, and B. L. Altshuler, Phys. Rev. Lett. **84**, 2678 (2000); L. I. Deych, D. Zaslavsky, and A. A. Lisyansky, Phys. Rev. Lett. **81**, 5390 (1998);
- ¹² R. Landauer, in *Analogies in Optics and Micro Electronics*, edited by W. van Haeringen and D. Lenstra (Kluwer Academic Publishers, Dordrecht, 1990), pp. 243–258.
- ¹³ S. Datta, *Electronic Transport in Mesoscopic Systems* (Cambridge University Press, Cambridge, UK, 1995).
- ¹⁴ I. S. Gradshteyn and I. M. Ryzhik, *Tables of integrals, sums and products* (in Russian), Moskva, Nauka 1971.
- ¹⁵ The ratio of Eqs. (40) and (39) can be written in the form

$$\frac{\xi}{\xi_1} = \frac{L/\xi_1}{L/\xi} = \frac{\lambda_1 - 1}{2 \ln \left(\frac{\lambda_1 + 1}{2} \right)},$$

which expresses λ_1 as an unambiguous function of L/ξ and

L/ξ_1 . By means of eq.(35) we can also write equation

$$\frac{L}{\xi_m} = \frac{L}{\xi_1} \frac{2(\lambda_m - 1)}{m(m+1)(\lambda_1 - 1)}.$$

Since λ_m is an unambiguous function of λ_1 , the latter equation combined with the former one determines L/ξ_m as an unambiguous function of L/ξ and L/ξ_1 .

- ¹⁶ P. Erdős and R. C. Herndon, Adv. Phys. **31**, 65 (1982); W. W. Lui and M. Fukuma, J. Appl. Phys. **60**, 1555 (1986); Y. Ando and T. Itoh, J. Appl. Phys. **61**, 1497 (1987); J. Flores, P. A. Mello, and G. Monsiváis, Phys. Rev. B **35**, 2144 (1987).
- ¹⁷ For $R_I \propto \delta L$, relation (53) becomes exact in the limit $\delta L \rightarrow 0$.
- ¹⁸ M. Abramowitz and I. A. Stegun, *Handbook of Mathematical Functions with Formulas, Graphs, and Mathematical Tables* (John Wiley & Sons, New York, 1972).