

The Ultrasensitivity of Living Polymers

BEN O'SHAUGHNESSY¹ and DIMITRIOS VAVYLONIS²

¹ Department of Chemical Engineering, Columbia University, New York, NY 10027

² Department of Physics, Columbia University, New York, NY 10027

ABSTRACT

Synthetic and biological living polymers are self-assembling chains whose chain length distributions (CLDs) are dynamic. We show these dynamics are ultrasensitive: even a small perturbation (e.g. temperature jump) non-linearly distorts the CLD, eliminating or massively augmenting short chains. The origin is fast relaxation of mass variables (mean chain length, monomer concentration) which perturbs CLD shape variables before these can relax via slow chain growth rate fluctuations. Viscosity relaxation predictions agree with experiments on the best-studied synthetic system, methylstyrene.

PACS numbers: 82.35.-x, 05.40.-a, 87.15.Rn

The term "Living Polymers" labels a remarkable and diverse family of self-assembling systems in which molecules or other microscopic units spontaneously aggregate into long chains. Their technological and biological importance and their unusual properties as examples of soft condensed matter have driven a large body of experimental and theoretical research [1,2,3,4,5,6,7,8,9,10,11,12,13]. The classic synthetic example is anionic living polymerization [1,2,3,4,5,6,7,8,9] where monomers assemble into flexible polymer chains by adding to charged chain ends which remain "alive" even after monomer is consumed, a property widely exploited commercially to synthesize high performance block copolymers and other novel materials [3]. A recent variant on this theme with immense potential technological impact is living free radical polymerization [11] where ingenious capping-decapping schemes prevent termination and yet permit chain propagation. In the biological world, actin and microtubule filaments, rapidly assembled from the proteins actin and tubulin, play central roles in the motility and structural integrity of living cells [12].

As polymeric or filamentous materials, the novel and distinguishing feature of these systems is that unlike inert polymers the chains are dynamic or "living" objects whose lengths constantly fluctuate. The polymerization processes are alive: when external conditions change, chain length distributions can respond dynamically and relax to a new equilibrium. This adaptability is the crucial property exploited in both synthetic and natural applications. For example, it enables living cells to rapidly initiate motion or shape changes by altering cellular conditions in response to extracellular signals.

In this letter we study this dynamical responsiveness theoretically. Whilst a rather clear picture of equilibrium properties [1,5] has been established, living polymer dynamics are far less well understood [6,7,8,9]. We focus on the synthetic system which has received most experimental attention [1,7,8,9], the anionic living polymer poly-*m*-ethylstyrene (PAM S) and we compare our predictions to PAM S viscosity relaxation measurements at the end of this letter. Aside from its intrinsic importance, PAM S is a model system for more complex cases such as biological living polymers and most of our results are completely general.

The principal conclusion of this work is that living polymers are ultrasensitive, i.e. highly dynamically susceptible to small perturbations. Thus a small change in external conditions, inducing a small change in the equilibrium state well-described by a linear susceptibility, has nonetheless a large dynamical effect: intermediate states deviate strongly from equilibrium in that some observables are perturbed in a highly non-linear manner. To quantify this, consider PAM S whose equilibrium chain length distribution (CLD) is close to the broad exponential [1,7] predicted by theory, $\rho_{eq}(N) \propto e^{-N/N_{eq}}$ (see e.g. 1), with typical mean number of monomer units per chain N_{eq} in the range [9] of a few 100 to several 1000. A standard experimental procedure is the "T-jump" where temperature is suddenly changed by an amount ΔT .

Consider a PAM S system with $N_{eq} = 1000$ subjected to a small decrease $\Delta T = -5^\circ\text{C}$

as measured by the small parameter $T = T_0 - 0.1$, where $T_0 = @T = @ \ln m_{eq} = 50^\circ\text{C}$ for typical PAM S studies and m_{eq} is the equilibrium monomer concentration. The theory presented here predicts the onset after 3 hours of a drastic depletion of short chains. By 10 hours a hole has appeared in the CLD in the region $0 < N < 400$ (see g. 1) and lengths $N < 100$ have virtually disappeared. This is despite the fact that the change in the equilibrium CLD $_{eq}(N)$, which is recovered after 10^8 hours, is destined to be small, $_{eq}(N) = _{eq}(N) = O(\epsilon)$ for all N . This hole completely invalidates perturbation theory: there are no small perturbations (other than those so tiny as to be beyond typical experimental resolution). This is the essence of ultrasensitivity.

A clue as to the origin of ultrasensitivity is already apparent in the equilibrium state. We consider the type of situation realized in the PAM S experiments of Greer and coworkers [1,7,8,9] where the total concentration of chains $_{chains}$ is fixed for all time by the number of initiators [14]. Below a ceiling temperature T_p , monomers spontaneously polymerize (see g. 2). Now one might imagine that in equilibrium the net growth rate ("velocity") of a single chain $v = v^+ - v^-$ must vanish. Here $v^+ = k^+ m$ is the monomer addition rate to chain ends (k^+ is the relevant rate constant) and v^- the dissociation rate from an end. This however neglects fluctuations about this average growth rate, characterized by a chain length "diffusivity" $D = (v^+ + v^-) = 2$ which would smear out the equilibrium CLD of width N_{eq} after a time $_{slow} = N_{eq}^2/D$. Hence for equilibrium to be maintained v must have a small negative value v_{eq} just sufficient to negate the diffusive broadening, i.e. $v_{eq} = -N_{eq} = -_{slow}$ or

$$v_{eq} = -v = -N_{eq} : \quad (1)$$

Here we used $D = v$, valid to order $1/N_{eq}$. It follows that v_{eq} is extremely small relative to the characteristic velocity scale v .

The significance of eq. (1) is that equilibrium is an extremely delicate balance sustained by a tiny negative velocity easily overwhelmed by even a very small perturbation. This is the origin of ultrasensitivity. Consider an equilibrium system subjected to a small and instantaneously executed negative T -jump T , after which the current monomer concentration m exceeds its equilibrium value for the new temperature by $m = (T - T_0)m_{eq} = m_{eq}$. (Throughout, subscript eq will label values in the new destination equilibrium state and m ; v ; N , etc., will denote deviations of current values from the equilibrium values that will eventually be attained after relaxation.) This generates a velocity boost $v = k^+ m$. Since $k^+ m_{eq} = v$ to order $1/N_{eq}$, we have

$$v = v : \quad (2)$$

Comparing eqs. (1) and (2) one sees that despite the smallness of the perturbation, 1 , the delicate balance of velocity and diffusion which characterizes equilibrium is destroyed

since the boost v greatly exceeds the equilibrium velocity v_{eq} . This holds for any x above a tiny threshold $1=N_{eq}$. Immediately after the perturbation, diffusive broadening $(Dt)^{1/2}$ is still stronger than coherent chain growth $v t$. But for times larger than $t_{fast} = D/v^2$ chains grow coherently, i.e. N will increase until the excess mass m held by the monomer reservoir has been transferred to the polymer system and the velocity boost has decayed. In the process the mean chain length increases by an amount N determined by conservation of total concentration of monomers m_{total} :

$$m + \text{chains } N = m_{total}; \quad N = N_{eq} = \frac{m}{v}; \quad (m_{total} - m_{eq}) = m_{eq} : \quad (3)$$

The parameter $(T_p - T) = T_0$ is a measure of distance into the polymerization regime, and will be taken as order unity in what follows. Thus, the entire CLD translates uniformly by N_{eq} (see gs. 1 and 2) in a time

$$t_{fast} = N^2 / v = (N_{eq})^2 / v : \quad (4)$$

This leaves behind a hole in the CLD: chains with lengths less than N_{eq} have disappeared.

For times beyond t_{fast} , mass transfer is essentially complete and m/v and N are very nearly relaxed. These are the fast variables. The process of CLD shape relaxation needs much more time. It relies on the far slower diffusive process of incoherent reshuffling of monomers between chains. The time t_{ll} needed to fill the hole is simply the diffusion time corresponding to the hole width,

$$t_{ll} = N_{eq}^2 / D_{slow} = t_{slow} : \quad (5)$$

The last process is global CLD shape relaxation on the scale N_{eq} , requiring a diffusion time $t_{slow} = N_{eq}^2 / D$. These events are depicted in gs. 1 and 2.

In summary, relaxation to the new equilibrium state involves 3 distinct episodes: (i) coherent chain growth for $0 < t < t_{fast}$ during which fast mass variables relax, (ii) hole-filling, i.e. recovery of short chains, during $t_{fast} < t < t_{ll}$ and (iii) global diffusive relaxation for $t > t_{ll}$ during which slow shape variables relax on a timescale t_{slow} . It is this conflict of timescales which is the origin of the non-linear hole produced by (i): slow diffusive shape equilibration simply cannot keep pace with the rapid deformation produced by mass transfer.

Let us now briefly outline formal calculations justifying these arguments. The dynamics of the time-dependent CLD $\phi_t(N)$, with zero current boundary condition at $N = 0$, are

$$\partial_t \phi_t = v \partial_N \phi_t + D \partial_N^2 \phi_t = \partial_N^2 \phi_t; \quad v \phi_t(0) - D \partial_N \phi_t|_{N=0} = 0 : \quad (6)$$

The steady state solution is the equilibrium Flory-Schulz [1] CLD, $\phi_{eq}(N) = e^{-N/N_{eq}} / N_{eq}$ with $N_{eq} = m_{total} / [\text{chains}] (1 + \dots)$. Multiplying eq. (6) by N and integrating one has

$$v_t = -v_{fast} \quad D \partial_N \phi_t(0) = -v_{fast} : \quad (7)$$

after using eqs. (3) and (4). Given the CLD ϕ_t , this relationship determines the time-dependent velocity v_t and thence diffusivity $D_t = v_t^2 / \gamma$. The technical difficulty is that both v_t and D_t depend non-locally on ϕ_t which means that eq. (6) is a non-linear and non-local system.

Consider a negative T-jump perturbation inducing, as discussed, a velocity $v_0 = v$ at $t = 0$. Now, to order ϵ , $D_t = v^2 / \gamma$. Thus in the velocity kinetics, eq. (7), the v_t term is initially much greater than the D_t term (provided $\gamma > 1/\tau_{eq}$). Hence $v_t = v e^{-t/\tau_{fast}}$ and the CLD evolution kinetics simplify to

$$\frac{d\phi_t}{dt} = -v e^{-t/\tau_{fast}} \phi_t = -\frac{v}{\tau_{eq}} \phi_t^2; \quad (t < \tau_{II}) : \quad (8)$$

For $t > \tau_t$, the coherent term wins and the CLD translates along the N axis, $\phi_t(N) = \phi_0(N - \int_0^t v_t dt)$, its displacement converging for $t \gg \tau_{fast}$ to $N_{eq} = N$. In other words the CLD translates and then halts on a timescale τ_{fast} , leaving a hole of size N in its wake (see figs. 1 and 2). More precisely, the trailing edge broadens by $(D_{eq} t)^{1/2}$ and produces an exponentially small amplitude at the origin, $\phi_t(0) \sim e^{-t/\tau_t}$.

This concludes episode (i). The linearly related fast variables v and N have the same decay kinetics and for $t \gg \tau_{fast}$ have all relaxed. Since the velocity is exponentially small, the CLD kinetics eq. (8) now describe essentially pure diffusion with reflecting boundary conditions. This is episode (ii): on the timescale τ_{II} , diffusion fills up the hole (see fig. 1) and replenishes the amplitude at the origin,

$$\phi_t(0) = N_{eq}^{1/2} (t - \tau_{II})^{1/2} e^{-t/\tau_{II}}; \quad (\tau_{fast} < t < \tau_{II}) : \quad (9)$$

The recovery of $\phi_t(0)$ and the decay of v_t imply that at time $t_{qs} = (\tau_{fast} \tau_{II})^{1/2}$ the two RHS terms in the velocity dynamics eq. (7) become equal. Self-consistently, one finds that thereafter they remain matched, i.e. v_t is much smaller than either of these terms. Thus from this time onwards, the fast velocity variable (intrinsic timescale τ_{fast}) evolves quasi-statically, enslaved to the slow variable $\phi_t(0)$ (intrinsic timescale τ_{slow}) according to

$$v_t = v \phi_t(0); \quad (t > t_{qs} = N_{eq}^{3/2} \tau_{fast}^{3/2} \tau_{II}^{1/2} = \tau_{slow}) : \quad (10)$$

It follows that the velocity now undergoes a recovery as the hole fills up. By τ_{II} its magnitude is of order the equilibrium value and can thus compete with diffusion. This heralds the onset of episode (iii): we return to the basic dynamics, eq. (6), with velocity and diffusion terms now of equal importance. For the first time, relative perturbations of all quantities are now small, and we can apply standard perturbation theory. We find the $N = 0$ chains recover as $\phi_t(0) \sim t^{1/2}$ up to τ_{slow} and $\phi_t \sim e^{-t/\tau_{slow}}$ for $t > \tau_{slow}$. During these very late stages the fast variables, which long ago decayed close to equilibrium, are re-tuned to their true equilibrium values, following $\phi_t(0)$ quasi-statically according to eq. (10).

Note that our analysis implicitly assumed there is sufficient time for the hole to develop before mass transfer is complete, i.e. $\tau_{fast} > t$. This is true provided $\phi > \phi_c = 1/N_{eq}^{1/2}$. The phenomenology for very small perturbations $\phi < \phi_c$ is similar, but now the relative depth of the hole though much greater than ϕ is less than unity. The velocity perturbation is nonlinear, $v \propto v_{eq}$, and again perturbation theory does not apply. Finally, for brevity's sake our analysis assumed $T < 0$. The response to a positive T -jump (monomer concentration deficit, $m < 0$) is similar, but instead of a hole a large peak $\propto N_{eq}^{-2}$ develops for small N , which decays after time τ_{ll} .

We have tested our theory by numerical integration of coupled ODEs describing the monomer-polymer dynamics. Figure 1 shows results for a small negative T -jump exceeding the critical value, $\phi > \phi_c$. The initial and final equilibrium CLDs (curves i and f) are exponentials differing by relative order $\phi = 0.1$. At intermediate times a deep hole develops and then gradually fills (curves a, b, c). The inset compares the relaxation of the fast mass variables and the slow CLD variable $\phi(t)$. One sees these are pinned to one another after a time lying between τ_{fast} and τ_{ll} . This is in agreement with our prediction that fast variables are enslaved to slow variable dynamics for times beyond τ_{qs} .

We conclude by discussing our results and comparing to experiment. Our work has addressed living polymers whose total number is fixed as in anionic polymerization. This broad class also includes most actin and tubulin studies since filament nucleation is normally very slow [12]. (This is a crucial point; systems with non-conserved numbers of chains, including end-polymerizing worm like surfactant micelles, have very different dynamics as a result [10].) We found that, following a perturbation, living polymers relax by adjusting (a) their total mass, proportional to first moment N and (b) the shape of their CLD. Mass variables are fast (relaxation time $\tau_{fast} \propto N$) because monomer-polymer mass transfer is a coherent process. Coherent chain growth, however, cannot affect CLD shape whose relaxation therefore relies on slow diffusion-like fluctuations in chain growth rates (relaxation time $\tau_{slow} \propto N^2$.) These timescales are typically separated by 2 or 3 orders of magnitude. In Fig. 3 we reproduce viscosity relaxation measurements by Ruiz-Garcia and Greer [9] after small positive and negative temperature jump perturbations of the living polymer PAM S at 6 different temperatures. Now generally we expect viscosity $\propto \eta \propto c^N$ where N is a characteristic exponent [15] and c depends on the entire CLD, $\phi(N)$, including shape properties. Our theory thus predicts a fast initial relaxation of η in a time τ_{fast} followed by a very slow relaxation in τ_{slow} . Now [9] $\eta_{chains} = 2.7 \cdot 10^4 \text{ gm/cm}^3$ while [8] $k^+ = 0.2 \text{ M}^{-1} \text{ sec}^{-1}$ was measured to vary by $\sim 10\%$ over this temperature range. Thus, rewriting $\tau_{fast} = 1/k^+_{chains}$, we predict a constant relaxation time ($\sim 10\%$) for all 12 measurements, $\tau_{fast} \sim 2000$ seconds. This agrees very closely with experiment (see Fig. 3) despite the fact that the observed viscosities varied by an order of magnitude and the mean chain lengths are estimated to vary from almost zero up to several thousand units at the lowest temperature. Note that $\tau_{slow} = \frac{2}{\tau_{fast}} \tau_{fast}^2 \sim 1 \text{ week}$ —

1 month, after estimating $[I] = 0.5$ and using $v = 0.1 \text{ sec}^{-1}$. The second shape-derived relaxation of τ is therefore unobservably long for this experiment.

Very large temperature quenches, from above to below T_p , were studied in the experiments of ref. 7. N relaxed faster than the second moment, though it was not unambiguously clear that m and N were coupled as required by mass conservation, possibly due to ionic aggregation effects [13]. Such large perturbations were studied theoretically by the authors of ref. 6 who first identified the timescales τ_{fast} and τ_{slow} . Their analytical results were valid for short times and very small τ .

In this letter we showed that even a small perturbation leads to a non-linear dynamical response. This ultrasensitivity is due to the inability of slow CLD shape variables to keep pace with the fast relaxation of N which entails simple translation of the CLD leaving a hole or peak at small N . Of all slow variables, the most sensitive is the number of $N = 0$ chains or free initiators, $\tau(0)$, which becomes exponentially small or massively enhanced. It also governs the very late re-tuning of the fast variables N and m , the free monomer concentration. Physically, this is because monomers add to chain ends only. But all ends are identical except for the $N = 0$ chains which cannot shed monomers. Therefore $\tau(0)$ is the only dynamic polymer property featuring in the kinetics of m . Thus m and N relax in τ_{fast} to $\tau(0)$ -dependent values which evolve quasistatically as $\tau(0)$ relaxes on the much longer timescale τ_{slow} . Given its central role, we propose experimental measurement of the number of free initiators by spectroscopic or other methods as a revealing probe of ultrasensitivity.

This work was supported by the Petroleum Research Fund under grant no. 33944-AC7.

References

- [1] S. C. Greer, *Advances in Chemical Physics* XCIV, 261{296 (1996).
- [2] M. Szwarc, *Science* 170, 23{31 (1970).
- [3] O. W. Webster, *Science* 251, 887{893 (1991).
- [4] M. Szwarc and M. Van Beylen, *Ionic Polymerization and Living Polymers* (Chapman and Hall, New York, 1993).
- [5] L. Schafer, *Phys. Rev. B*, 46, 6061 (1992); J. C. Wheeler and P. M. Pfeuty, *Phys. Rev. Lett.*, 71, 1653 (1993).
- [6] A. Miyake and W. H. Stockmayer, *Die Makromolekulare Chemie* 8, 90{116 (1965).
- [7] S. Sarkar Das, J. Zhuang, A. Ploplis Andrews, S. C. Greer, C. M. Guttmann, and W. Blair, *J. Chem. Phys.* 111, 9406{9417 (1999).
- [8] J. Zhuang, S. S. Das, M. D. Nowakowski, and S. C. Greer, *Physica A* 244, 522{535 (1997).
- [9] J. Ruiz-Garcia and S. C. Greer, *Journal of Molecular Liquids* 71, 209{224 (1997).
- [10] C. M. Marques, M. S. Turner, and M. E. Cates, *J. Chem. Phys.* 99, 7260 (1996); A. Milchev, Y. Rouault, and D. P. Landau, *Phys. Rev. E*, 56, 1946 (1997); N. A. Spenley, M. E. Cates, and T. C. B. McLeish, *Phys. Rev. Lett.*, 71, 939 (1993); B. O'Shaughnessy and J. Yu, *Phys. Rev. Lett.*, 74, 4329 (1995).
- [11] C. C. Hawker, *Acc. Chem. Res.*, 30, 373 (1997); T. E. Patten, J. H. Xia, T. Abemathy, and K. Matyjaszewski, *Science*, 272, 866 (1996).
- [12] A. Desai and T. J. Mitchison, *Ann. Rev. Cell. Dev. Biol.*, 13, 83 (1997); T. D. Pollard and J. A. Cooper, *Ann. Rev. Biochem.*, 55, 987 (1986); E. D. Korn, M. F. Carlier, and D. Pantaloni, *Science*, 238, 638 (1987); H. Flyvbjerg, T. E. Holy, and S. Leibler, *Phys. Rev. Lett.*, 73, 2372 (1994).
- [13] A. L. Frischknecht and S. T. Milner, *J. Chem. Phys.* 114, 1032{1050 (2001).
- [14] These studies involve AM S monomers in tetrahydrofuran solvent. Below $T_p - 22^\circ\text{C}$, bifunctional sodium naphthalene initiators grow 2 chains per initiator.
- [15] P. G. de Gennes, *Scaling Concepts in Polymer Physics* (Cornell Univ. Press, Ithaca, New York, 1985).

Figures

FIG. 1. Numerical results for response of CLD to a small T -jump perturbation of amplitude $\Delta T = 0.1$. Final equilibrium exponential (curve f, $N_{eq} = 1366$; $\tau = 0.37$) is close to initial equilibrium exponential (curve i). Nonetheless, along its path if the CLD deviates non-linearly from both. Times in units of τ (for PAM S [1], $\tau = 0.1$ s). Time scales: $t = 400$; $\tau_{fast} = 3640$; $\tau_{11} = 1.32 \cdot 10^5$; $\tau_{slow} = 1.86 \cdot 10^6$. Curve a, $t = 3640$: a hole has appeared at small N . Curve b, $t = 3 \cdot 10^4$: hole-lling. Curve c, $t = 2.3 \cdot 10^5$: nal CLD shape relaxation towards equilibrium, curve f. Inset: Relaxation of fast and slow variables. Arrows from left to right indicate t ; τ_{fast} ; τ_{11} ; τ_{slow} . Fast variables $m_t = m_1 = N_t = N_1$ (solid line) decay exponentially after τ_{fast} , and are then enslaved to the slow variable $\tau_t(0)$ (dashed line). Note initial nonlinear increase of $\tau_t(0)$ after t . Theory predicts $\tau_t(0) \propto t^{1/2}$ during $\tau_{11} < t < \tau_{slow}$ and $\tau_t(0) \propto e^{-t/\tau_{slow}}$ for $t > \tau_{slow}$.

FIG. 2. (a) Schematic of equilibrium. Living polymers grow and shrink from live ends (filled circles), net growth rate v , in solution of solvent and monomer (grey background). Number of chains equals number of initiators (squares). The broad CLD includes $N = 0$ chains (free initiators). The initiators of refs. 9,7 are bifunctional (both polymer ends are live). (b) A small negative T -jump induces coherent chain growth virtually eliminating free initiators and short chains. Situation at $t = \tau_{fast}$ is depicted.

FIG. 3. Viscosity relaxation measurements by Ruiz-Garcia and Greer [9] following small T -jumps ($\Delta T \approx 1^\circ K$) on PAM S in tetrahydrofuran initiated by sodium naphthalide. Data reproduced from fig. 1. of ref. 9. Circles (triangles) refer to positive (negative) ΔT . Monomer concentration $m_{total} = 0.29 \text{ gm/cm}^3$, chain density $\rho_{chains} = 2.7 \cdot 10^4 \text{ gm/cm}^3$ (semi-dilute conditions). At lower temperatures entanglements may be present.

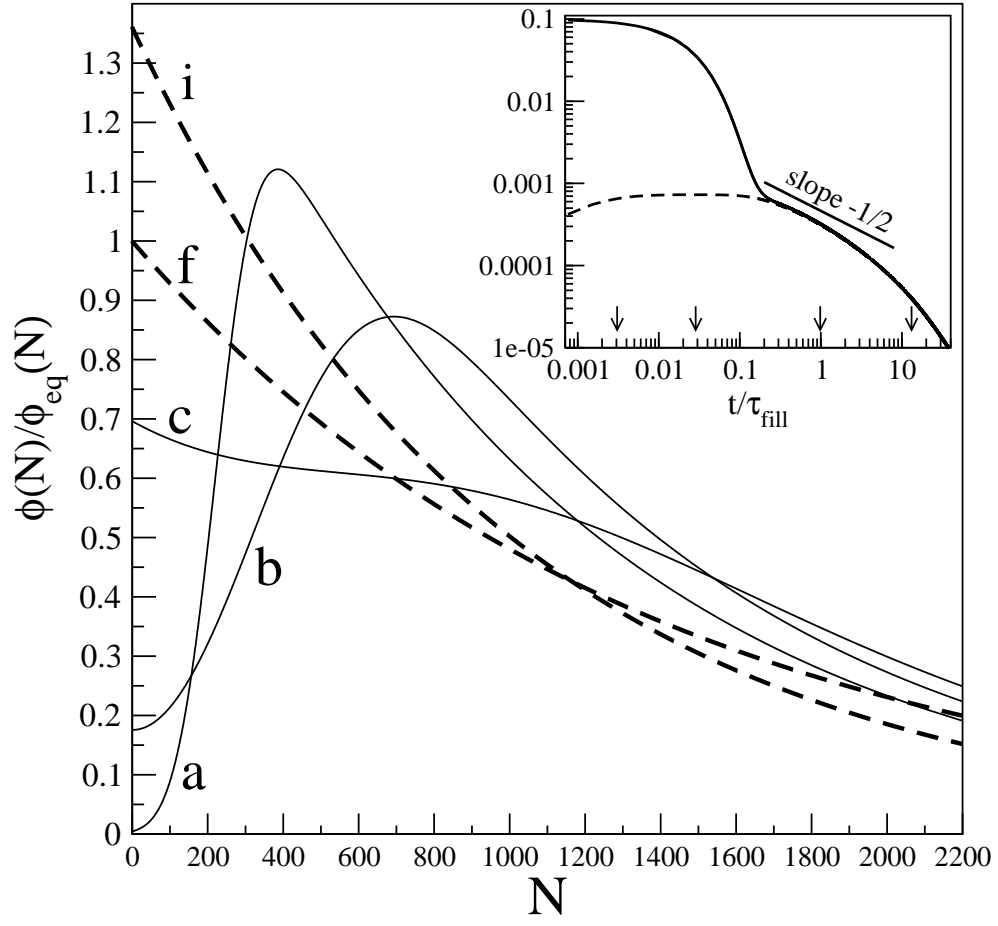


Fig. 1




Fig. 2

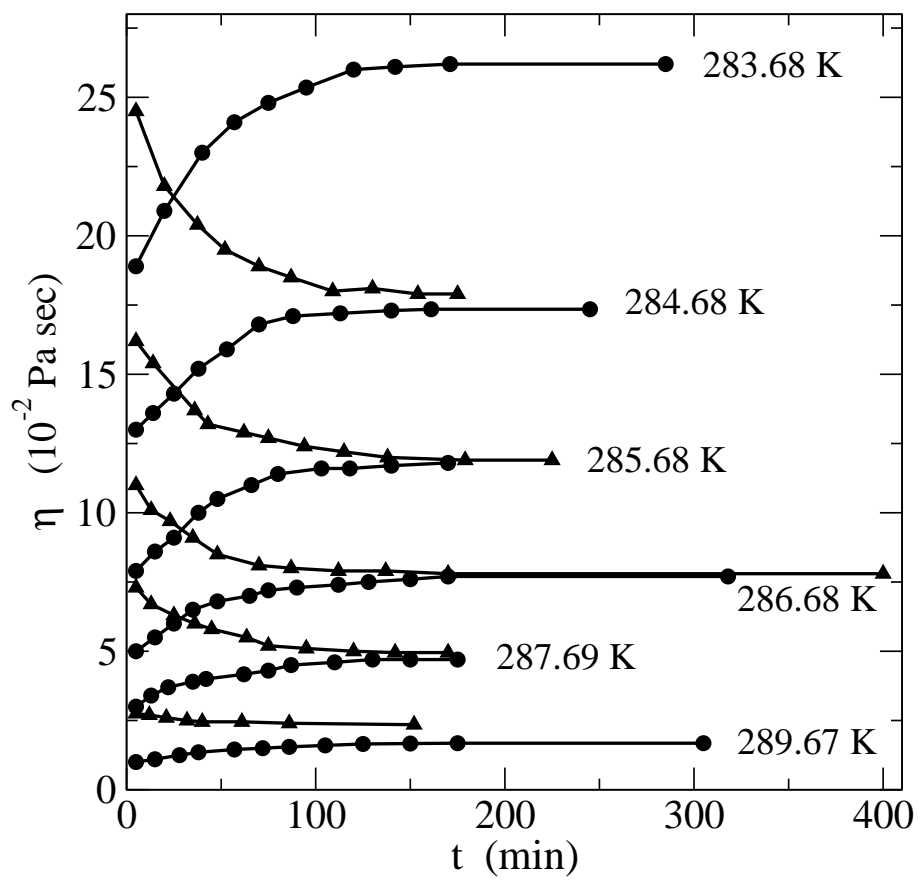


Fig. 3