

Static Scale-free Networks

G. Mukherjee^{1,2} and S. S. Manna¹

¹Satyendra Nath Bose National Centre for Basic Sciences Block-JD, Sector-III, Salt Lake, Kolkata-700098, India

²Bidhan Chandra College, Asansol 713304, Dt. Burdwan, West Bengal, India

A network is formed using the N sites of an one-dimensional lattice in the shape of a ring as nodes and with the initial attractiveness $k_o = 2$, the degree of each node. N links are then added to this network, each link starts from a distinct node, the other end being connected to any other node with degree k randomly selected with an attachment probability proportional to k^α . Tuning the control parameter α we observe a transition where the average degree of the largest node $\langle k_m(\alpha, N) \rangle$ changes its variation from N^0 to N at a specific transition point of α_c . The degree distribution is found to be a power law only at α_c indicating that the network is scale-free.

PACS number(s): 05.40.-a, 64.60.Cn, 89.75.Hc, 89.75.-k

The nodal degree distribution function of a scale-free network (SFN) has a power law tail [1]. Empirical data obtained for several social, biological and computational networks have confirmed existence of such probability distributions decaying as power laws [2–4]. For example the World-wide web [5] which is a network of web pages and the hyper-links among various pages and the Internet network [6] of routers or autonomous systems follow power laws as: $P(k) \sim k^{-\gamma}$. The exponent γ varies between 2 and 3 for these networks.

Theoretically networks are classified as ‘growing’ and ‘static’. In a growing network (GN) the nodes are introduced in the network one after another. After introducing the node a link is introduced connecting this node to one of its previous nodes. Therefore, in a GN both the numbers of nodes as well as links grow with time. In contrast, in the case of a static network (SN) a fixed number N of nodes are present at the initial stage. N Links are then introduced one after another between pairs of nodes, one for each node. Nodes at one end of these links are selected sequentially from the N nodes. The node at the other end of the link is arbitrarily selected from all other nodes present in the system using some specific probability distribution. Therefore in SN, the number of nodes in the system is fixed but the number of links grow with time.

Barabási and Albert (BA) proposed [1] a simple model for a growing SFN that has the following two essential ingredients, namely: (i) A network grows from an initial set of m_o nodes with $m < m_o$ links among them. Further, at every time step a new node is introduced and is randomly connected to m previous nodes. (ii) Any of these m links of the new node introduced at time t connects a previous node i with an attachment probability $\pi_i(t)$ which is linearly proportional to the degree $k_i(t)$ of the i -th node at time t : $\pi_i^{BA}(t) \sim k_i(t)$. For BA model $\gamma = 3$ [2].

The second criterion reflects the phenomenon of ‘rich gets richer’ i.e., a node with a large degree attracts more nodes to get linked. Krapivsky et. al. showed that this linear dependence is a necessary condition and any other

non-linear dependence on the degree destroys the scale-free behaviour i.e., the power law variation of the degree distribution [7]. Indeed, if in general the degree dependence has a variation with the α -th power of the degree, it has been shown that the scale-free nature of the BA model network exists only for $\alpha = 1$ and for no other value of it, smaller or larger.

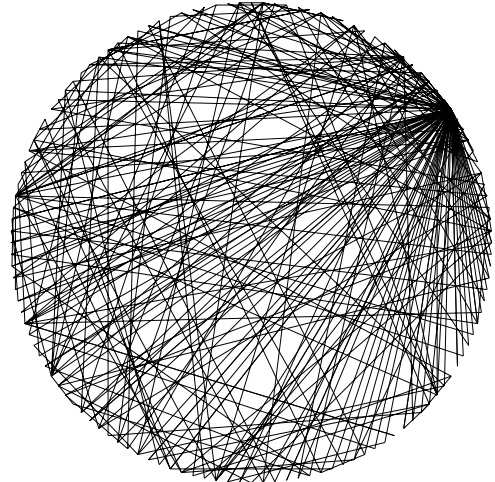


FIG. 1. A static scale-free network with 256 nodes placed on a circular ring so that the initial degree k_o of each node is equal to 2. Nodes are then selected one after another without repetition and are randomly linked to other nodes with an attachment probability proportional to k^α . In this picture $\alpha = 2.6$ is used and a large degree node is visible.

Several other interesting networks are also studied. Erdős and Rényi studied long ago random static networks of N nodes where links are introduced with probability p between arbitrary pairs of randomly selected nodes [8]. A large component of such a network connecting nodes of the order of N appears at a particular value of $p_c = 1/N$. Very recently SFNs are studied on Euclidean spaces where the BA attachment probability is modified by a link length ℓ dependent factor [9–12].

In this paper we ask the question if the growing condition of the BA model is really a necessity to achieve a scale-free network. We will see below that it is not, a suitable choice of the attachment probability in a static network may result a power law decay for the degree distribution as well. We call our model as the Static Scale-free Network (SSFN). Recently Doye has shown that the network topology of a potential energy landscape is a static scale-free network [13]. Assigning a quenched intrinsic fitness to every node and using the attachment probabilities depending on the fitnesses it is also possible to get SFNs without growth and preferential attachments [14].

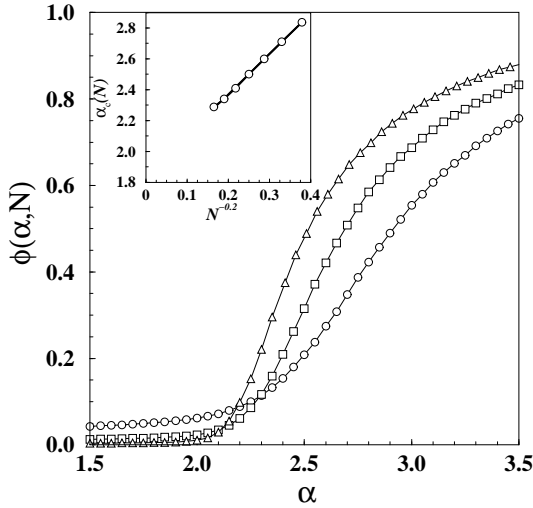


FIG. 2. The variation of the order parameter $\phi(\alpha, N)$ which is the average degree of the largest node divided by N with α for three different network sizes $N = 2^8$ (circle), 2^{10} (square) and 2^{12} (triangle). The inset shows the plot of the threshold values $\alpha_c(N)$ with $N^{-0.2}$ for seven different N values from 2^7 to 2^{13} increasing by a factor of 2 at each step.

Our static model starts with an one-dimensional regular lattice in the form of a circular ring as in the Watts and Strogatz's Small-world Network [15]. The lattice has N nodes serially marked from $i=1$ to N and N links between successive pairs of nodes with periodic boundary condition. Each node is therefore connected to only two of its nearest neighbours situated on the opposite sides and the degree k_i for each node i is exactly 2 to begin with. We add to this system another N distinct links in total, such that a new link starts from each node. A t -th link is added at time t and one end of it is attached to the t -th node, the other end of the link is connected to a node j with degree $k_j(t)$ selected randomly from the rest of the $N - 1$ nodes of the system using the following attachment probability:

$$\pi_j(t) \sim k_j^\alpha(t) \quad (1)$$

where α is a continuously tunable parameter. Therefore

when the network is complete no node is left with degree 2.

At this point we would like to clearly distinguish between our SSFM and the model B [16]. Model B also starts with a collection of N nodes but no links, so that the initial degree of each node is strictly zero. At each time step a node i is selected randomly and is connected to another node j with a probability $\pi_j(t) \sim k_j(t)$. This is an outgoing link for the node i and an incoming link for the node j . Since initially all nodes have zero degree therefore the network grows like a single component graph and for any i the node j must be a node of this growing graph only. Also the first link any node i gets must be an outgoing link. These are in contrast to our SSFN model where the first link a node gets may be an incoming as well as an outgoing link. Also the site j may or may not be a node of the growing graph.

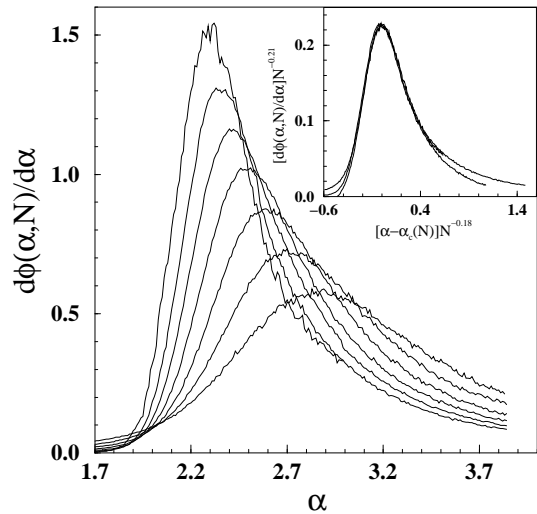


FIG. 3. The local derivative of the order parameter $d\phi(\alpha, N)/d\alpha$ has been plotted with α for 7 different N values starting from 2^7 and increasing by a factor of 2. Scaling of the derivative is done in the inset for $N = 2^8, 2^{10}$ and 2^{12} by plotting $[d\phi(\alpha, N)/d\alpha]N^{-0.21}$ vs. $[\alpha - \alpha_c(N)]N^{-0.18}$.

In the case of $\alpha = 0$ in SSFM, all nodes have equal probabilities to get connected by a new link and this is the random network model [8] and the degree distribution is Gaussian [2]. For $\alpha > 0$, a node with larger degree has a higher probability to get connected by links. The case of $\alpha = 1$ is similar to the BA model of SFN. Our simulation results show that the degree distribution in this case has an exponentially decaying form: $P(k) \sim \exp(-ak)$ with $a \approx 1.08$. On continuously increasing α further larger degree nodes become more probable and we see that the degree distribution decays less sharply and changes to a stretched exponential form as: $P(k) \sim \exp[-k^{\beta(\alpha)}]$. The exponent $\beta(\alpha)$ decreases continuously from its value 1 at $\alpha = 1$ to $\beta \approx 0.3$ at $\alpha = 1.75$.

On increasing the parameter α further the system

makes a transition to a different behaviour where almost all the links are connected to only few nodes. However this transition takes place through a specific value α_c of α where we find the degree distribution has a power law tail and therefore at this point the network is scale-free.

Naturally the control parameter in this model is α where as like the phenomenon of percolation, an order parameter in this problem may be the average degree of the largest node $\phi(\alpha, N) = \langle k_m(\alpha, N) \rangle / N$. We monitor the variation $\phi(\alpha, N)$ with α and plot them in Fig. 2 for networks of three different sizes $N = 2^8, 2^{10}$ and 2^{12} . A sharp increase in the order parameter is observed around $\alpha = 2$, the sharpness of the curves increases with N . The first derivative $d\phi(\alpha, N)/d\alpha$ of the order parameter is plotted Fig. 3 for seven different sizes. Every curve has a peak at some N dependent value of $\alpha_c(N)$ where $\phi(\alpha, N)$ increases at the fastest rate. For locating the precise value of $\alpha_c(\infty)$ where this transition is taking place for an infinitely large network, we plot $\alpha_c(N)$ values as a function of $N^{-1/\nu}$ in the inset of Fig. 2. Using a trial value of $\nu = 5$ we could get all seven points on a straight line and on extrapolating to the $N \rightarrow \infty$ limit we get $\alpha_c(\infty) = 1.85 \pm 0.05$.

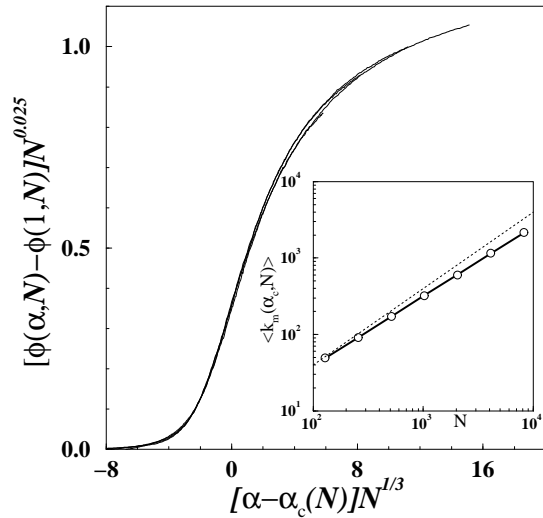


FIG. 4. Scaling of the order parameter: $[\phi(\alpha, N) - \phi(1, N)]N^{0.025}$ is plotted with $[\alpha - \alpha_c(N)]N^{1/3}$ for the data collapse. The inset shows that average degree of the largest node $\langle k_m(\alpha, N) \rangle$ varies as N^β at the transition point α_c where we obtained $\beta = 0.91 \pm 0.02$. The dotted line, having a slope unity, is given to compare with the data.

All the first derivative curves are suitably scaled in the inset of Fig. 3 and the data are collapsed. Each curve is first shifted by an amount $\alpha_c(N)$. Then the abscissa is scaled by $N^{-0.18}$ and the ordinate is scaled by $N^{-0.21}$ and we get a nice collapse of three curves of sizes $N = 2^8, 2^{10}$ and 2^{12} . This analysis implies that the order parameter curves in Fig. 2 become progressively sharper as the

network size N increases. This variation is very similar looking to the variation of the order parameter (the fraction of mass in the largest cluster) in the percolation problem.

The dependence of the average degree $\langle k_m(\alpha_c, N) \rangle$ of the largest node right at the transition point $\alpha = \alpha_c$ is also studied and plotted in the inset of Fig. 4 on a double logarithmic scale. Assuming a power law dependence on the network size with an exponent β as $\langle k_m(\alpha_c, N) \rangle \sim N^\beta$ the plot gives a value of $\beta = 0.91 \pm 0.02$. Here β is an exponent similar to the fractal dimension of the infinite incipient percolation clusters at the percolation threshold.

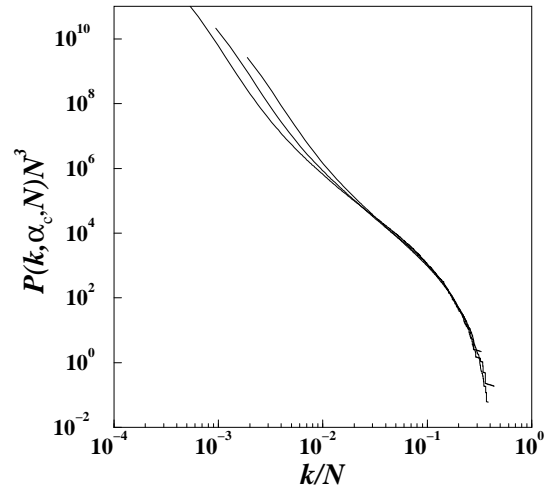


FIG. 5. Scales degree distributions at the transition points $\alpha_c(N)$ for different network sizes have been plotted. Data collapse is obtained for large k values when $P(k, \alpha_c, N)N^\eta$ has been plotted with k/N^ξ with $\eta = 3$ and $\xi = 1$. This gives the degree distribution exponent $\gamma = \eta/\xi = 3$.

Finally the degree distribution $P(k, \alpha_c(N), N)$ is calculated for different network sizes N at their transition points $\alpha_c(N)$. In these calculations we have not counted the maximum degree node similar to what is usually done to estimate the cluster size distribution at the percolation threshold. Except for very small k values all distribution curves have straight portions on double logarithmic plots and the region over which nearly constant slopes are observed, increases with increasing N . The fluctuating data is suitably binned: for each k value the data is averaged over the bin from k to $2k - 1$ and is plotted at $[k(2k - 1)]^{1/2}$. We assume a scaling form like:

$$P(k, \alpha_c(N), N)N^\eta \sim \mathcal{G}(k/N^\xi) \quad (2)$$

where $\mathcal{G}(x)$ is expected to be an universal scaling function such that $\mathcal{G}(x) \rightarrow x^{-\gamma}$ for $x \ll 1$ give $\gamma = \eta/\xi$. The scaling plot is shown in Fig. 5 where we get $\eta = 3$ and $\xi = 1$ giving $\gamma = 3$ as in the BA model of SFN. This is a very interesting result that even on a static network with a suitable attachment probability k^α with a non-trivial

value of α once gets a scale-free degree distribution for the network, the distribution being the same as the BA model of SFN.

We also have tried a more stochastic version of this model where to add a link, we select in parallel two nodes arbitrarily from the whole set of N nodes using the attachment probability in Eqn. (1). If these two nodes are not the same node, we connect them. This version differs from SSFN that both the nodes of each link are selected randomly where as in SSFN only one node is selected randomly and the other node is selected systematically one after another from the set of nodes. Our numerical studies indicate that this model also has a very similar behaviour with that of SSFN.

It has been shown that the critical behaviour of a network with some initial attractiveness, i.e., a fixed initial degree k_o for all nodes does not depend on the specific value of k_o chosen but the degree distribution shift suitably so that the values of the exponents remain same. In our case we have studied an another version of SSFN with $k_o = 1$ which corresponds to a situation where alternate pairs of nodes on an one-dimensional ring shaped lattice are linked. Again we numerically observe that the $\alpha_c = 1.5 \pm 0.05$ for this model and the exponents remain same.

To summarize, we have studied a static scale-free network (SSFN) where we have a collection of N nodes initially present, each node is having k_o initial degree. A system of N links are then introduced, one corresponding to each node. That means we systematically attach the one end of each link to one node, the other end of the link is probabilistically attached to any other node of degree k with a probability k^α . Our numerical study indicates that there exists a transition point α_c where the degree distribution of the network follows a power law distribution and the resulting network has a scale-free structure.

We thankfully acknowledge P. Sen for a critical read-

ing of the manuscript and many useful comments and also A.-L. Barabási for helpful suggestions.

Electronic Address: manna, gautamm@boson.bose.res.in

-
- [1] A.-L. Barabási and R. Albert, Science, **286**, 509 (1999).
 - [2] R. Albert and A.-L. Barabási, Rev. Mod. Phys. **74**, 47 (2002).
 - [3] J. J. Hopfield and A. V. M. Herz, Proc. Natl. Acad. Sci. USA, **92**, 6655 (1995).
 - [4] M. E. J. Newman, Proc. Nat. Acad. Sci. USA, **98**, 404 (2001); arXiv:cond-mat/0011155 .
 - [5] S. Lawrence and C. L. Giles, Science, **280**, 98 (1998); Nature, **400**, 107 (1999), R. Albert, H. Jeong and A.-L. Barabási, Nature, **401**, 130 (1999).
 - [6] M. Faloutsos, P. Faloutsos and C. Faloutsos, Proc. ACM SIGCOMM, Comput. Commun. Rev., **29**, 251 (1999).
 - [7] P. L. Krapivsky, G. J. Rodgers and S. Redner, Phys. Rev. Lett. **86**, 5401 (2001); P. L. Krapivsky and S. Redner, Phys. Rev. E, **63**, 066123 (2001).
 - [8] P. Erdős and A. Rényi, Publ. Math. Debrecen, **6**, 290 (1959).
 - [9] S. S. Manna and P. Sen, arXiv:cond-mat/0203216 .
 - [10] S. Jespersen and A. Blumen, Phys. Rev. E **62**, 6270 (2000); J. Kleinberg, Nature **406**, 845 (2000); P. Sen and B. K. Chakrabarti, J. Phys. A **34**, 7749 (2001).
 - [11] J. Jost and M. P. Joy, arXiv:cond-mat/0202343 .
 - [12] S. H. Yook, H. Jeong, A.-L. Barabási and Y. Tu, Phys. Rev. Lett. **86**, 5835 (2001).
 - [13] J. P. K. Doye, Phys. Rev. Lett. **23**, 238701 (2002).
 - [14] G. Caldarelli, A. Capocci, P. De Los Rios and M. A. Muñoz, arXiv:cond-mat/0207366 .
 - [15] D. J. Watts and S. H. Strogatz, Nature, **393**, 440 1998; D. J. Watts, *Small Worlds: The Dynamics of Networks Between order and Randomness*, (Princeton 1999).
 - [16] A.-L. Barabási, R. Albert and H. Jeong, arXiv:cond-mat/9907068 .