

# Two-loop Critical Fluctuation-Dissipation Ratio for the Relaxational Dynamics of the $O(N)$ Landau-Ginzburg Hamiltonian

Pasquale Calabrese and Andrea Gambassi

*Scuola Normale Superiore and INFN, Piazza dei Cavalieri 7, I-56126 Pisa, Italy.*

**e-mail:** calabres@df.unipi.it, andrea.gambassi@sns.it

(May 21, 2019)

## Abstract

The off-equilibrium dissipative relaxational dynamics (Model A) of an  $O(N)$  symmetric vector model at criticality is considered in an  $\epsilon = 4 - d > 0$  expansion at two-loop order. The scaling behavior of two-time response and correlation functions for zero momentum is analyzed and the associated universal scaling functions are determined together with the nontrivial limit of the fluctuation-dissipation ratio in the aging regime.

PACS Numbers: 64.60.Ht, 05.40.-a, 75.40.Gb, 05.70.Jk

Typeset using REVTeX

## I. INTRODUCTION

In recent years many efforts have been made in the attempt at understanding the off-equilibrium aspects of dynamics of statistical systems, both in their high and low temperature phases, for models with or without disorder. For the former, a variety of novel dynamical behaviors has emerged, and new ideas such that of *aging* (see Ref. [1] and references therein) have been introduced to describe some of them. It has been pointed out [2], however, that also for the latter interesting nonequilibrium dynamical behavior and aging could emerge if slow-relaxing modes are present, as in the case of critical dynamics. Consider, indeed, a ferromagnetic system in a disordered state and quench it to a given temperature  $T \geq T_c$  [3] at time  $t = 0$ , where  $T_c$  is the critical temperature at which the system undergoes a second-order phase transition. During the relaxation a small external field  $h$  is applied at  $\mathbf{x} = 0$  after a waiting time  $s$ . At time  $t$  the order parameter response to  $h$  is given by the response function  $R_{\mathbf{x}}(t, s) = \delta\langle\phi_{\mathbf{x}}(t)\rangle/\delta h(s)$ , where  $\phi$  is the order parameter and  $\langle\cdot\rangle$  stands for the mean over the stochastic dynamics. Correlations of order parameter fluctuations are other interesting dynamical quantities and in particular we will focus on the two-time one, given by  $C_{\mathbf{x}}(t, s) = \langle\phi_{\mathbf{x}}(t)\phi_{\mathbf{0}}(s)\rangle$ . The time evolution of the system could be characterized by two different regimes: a transient behavior with off-equilibrium evolution, for  $t < t_R$ , and a stationary equilibrium evolution for  $t > t_R$ , where  $t_R$  is the relaxation time. In the former a dependence of the behavior of the system on initial condition is expected, while in the latter homogeneity of time and time reversal symmetry (at least in the absence of external fields) are recovered; as a consequence we expect that for  $t_R \ll s, t$ ,  $R_{\mathbf{x}}(t, s) = R_{\mathbf{x}}^{\text{eq}}(t - s)$ ,  $C_{\mathbf{x}}(t, s) = C_{\mathbf{x}}^{\text{eq}}(t - s)$  where  $R_{\mathbf{x}}^{\text{eq}}$  and  $C_{\mathbf{x}}^{\text{eq}}$  are determined by the “equilibrium” dynamics of the system, with a characteristic time scale diverging at criticality (critical slowing down). Moreover the fluctuation-dissipation theorem states that

$$R_{\mathbf{x}}^{\text{eq}}(\tau) = -\frac{1}{T} \frac{dC_{\mathbf{x}}^{\text{eq}}(\tau)}{d\tau}. \quad (1.1)$$

If the system does not reach the equilibrium all the previous functions will depend both on  $s$  (the “age” of the system) and  $t$ . This behavior is usually referred to as aging and was first noted in spin glass systems [1]. The distance from equilibrium of an aging system, evolving at a fixed temperature  $T$ , may be characterized introducing the fluctuation-dissipation ratio (FDR) [2,4]:

$$X_{\mathbf{x}}(t, s) = \frac{T R_{\mathbf{x}}(t, s)}{\partial_s C_{\mathbf{x}}(t, s)}. \quad (1.2)$$

In recent years several works [1,2,4–13] have been devoted to the study of FDR for systems exhibiting domain growth [14], or for aging systems such as glasses and spin glasses, showing that in the low-temperature phase  $X(t, s)$  turns out to be a nontrivial function of its two arguments. In particular, analytical and numerical studies indicate that the limit

$$X_{\mathbf{x}=0}^{\infty} = \lim_{s \rightarrow \infty} \lim_{t \rightarrow \infty} X_{\mathbf{x}=0}(t, s), \quad (1.3)$$

vanishes throughout the low-temperature phase both for spin glass and simple ferromagnetic system [7–9,11,12].

Only recently [2,15–21] attention has been paid to the FDR, for nonequilibrium, nondisordered, and unfrustrated systems at criticality. The scaling form for  $R_{\mathbf{x}=0}$  was rigorously established using conformal invariance [21,22]:

$$R_{\mathbf{x}=0}(t, s) = \mathcal{A}_R(t-s)^{a-d/z}(t/s)^\theta \mathcal{F}_R(s/t), \quad (1.4)$$

where  $a = (2 - \eta - z)/z$  and  $\theta$  is the initial-slip exponent of response function, related to the initial-slip exponent of the magnetization  $\theta'$  and to the autocorrelation exponent  $\lambda_c$  [23] by the relation [24,25]

$$\theta' = \theta + z^{-1}(2 - z - \eta) = z^{-1}(d - \lambda_c). \quad (1.5)$$

For the correlation function and its derivative there is no analogous rigorous result, so far. One can only expects from general Renormalization Group (RG) arguments that [16,19,20,24,25]

$$C_{\mathbf{x}=0}(t, s) = \mathcal{A}_C(t-s)^{a+1-d/z}(t/s)^\theta \mathcal{F}_C(s/t), \quad (1.6)$$

$$\partial_s C_{\mathbf{x}=0}(t, s) = \mathcal{A}_{\partial C}(t-s)^{a-d/z}(t/s)^\theta \mathcal{F}_{\partial C}(s/t), \quad (1.7)$$

with the same  $\theta$  and  $a$  as in Eq. (1.4). The functions  $\mathcal{F}_C(v)$ ,  $\mathcal{F}_{\partial C}(v)$  and  $\mathcal{F}_R(v)$  are universal and defined in such a way  $\mathcal{F}_C(0) = \mathcal{F}_{\partial C}(0) = \mathcal{F}_R(0) = 1$ , while the constants  $\mathcal{A}_C$ ,  $\mathcal{A}_{\partial C}$  and  $\mathcal{A}_R$  are nonuniversal amplitudes. Correlation and response functions were exactly computed in the simple cases of a Random Walk, a free Gaussian field, and a two-dimensional  $XY$  model at zero temperature and the value  $X_{\mathbf{x}=0}^\infty = 1/2$  was found [2]. The same problem has been addressed for the  $d$ -dimensional spherical model exhibiting  $X_{\mathbf{x}=0}^\infty = 1 - 2/d$  [17], for the one-dimensional Ising-Glauber chain ( $X_{\mathbf{x}=0}^\infty = 1/2$  [15,16]) and Monte Carlo simulations have been done for the two- and three- dimensional Ising model [17], finding  $X_{\mathbf{x}=0}^\infty = 0.26(1)$  and  $X_{\mathbf{x}=0}^\infty \sim 0.40$  respectively. The effect of long-range correlations in the initial condition has been recently analyzed [22,26].

It has been argued that  $X_{\mathbf{x}=0}^\infty$  is a *new universal* quantity associated with the given nonequilibrium dynamics [16,17,19], and, as such, it should attract the same interest as critical exponents. Given this universality it is worthwhile to compute the value this limit ratio has for those mesoscopic models of dynamics which are able to capture the universal aspects of dynamics of some of the lattice models considered so far in the literature.

Only in a recent work [20] field-theoretical methods have been applied to compute the FDR and to determine the scaling forms of the response and correlation functions at the first order in an  $\epsilon$  expansion for the purely dissipative relaxation of the  $O(N)$  Ginzburg-Landau model. This field-theoretical model has the same symmetries (and thus the same universal properties) as a wide class of spin systems on the lattice with short range interactions (see [27], or [28] for a recent review). A relaxational mesoscopic dynamics for this model should, on the same footing, be characterized by the same universal dynamical properties as a relaxational process on the lattice, implemented, for example, with Glauber dynamics.

In [20] the following quantity in momentum space, related to the FDR, is introduced

$$\mathcal{X}_{\mathbf{q}} = \frac{\Omega R_{\mathbf{q}}(t, s)}{\partial_s C_{\mathbf{q}}(t, s)} \quad (1.8)$$

and it is argued that its zero-momentum long time behavior (in the right order, as in Eq. (1.3)) is equal to the same limit of the FDR (1.8) for  $\mathbf{x} = \mathbf{0}$ , i.e.  $\mathcal{X}_{\mathbf{q}=\mathbf{0}}^\infty = X_{\mathbf{x}=\mathbf{0}}^\infty$  to all orders. This fact allows an easier perturbative computation in momentum space of the value of the new universal quantity  $X_{\mathbf{x}=\mathbf{0}}^\infty$ .

The extension of these results to two-loop order is very interesting not only from the quantitative point of view. In fact, in the past, when new scaling relations have been proposed, several times they resist to the test of the first order in  $\epsilon$  expansion, but not to the two-loop calculation. For that reason in this paper we compute at the second order in  $\epsilon$  expansion the scaling form for the zero-momentum response function and the FDR for the purely dissipative relaxation of an  $O(N)$  model.

The paper is organized as follows. In Sec. II we briefly introduce the model. In Sec. III we evaluate the zero-momentum response function and in particular we derive its scaling form. In Sec. IV we compute the FDR at the second order in  $\epsilon$  and we derive a scaling form for the derivative with respect to  $s$  of the zero-momentum correlation function. In Sec. V we summarize our results and discuss some points that need further investigation. In the Appendix A and B we give all the details to compute the zero-momentum Feynman integrals involved in the computation of our results.

## II. THE MODEL

The time evolution of an  $N$ -component field  $\varphi(\mathbf{x}, t)$  under a purely dissipative relaxation dynamics (Model A of Ref. [29]) is described by the stochastic Langevin equation

$$\partial_t \varphi(\mathbf{x}, t) = -\Omega \frac{\delta \mathcal{H}[\varphi]}{\delta \varphi(\mathbf{x}, t)} + \xi(\mathbf{x}, t), \quad (2.1)$$

where  $\Omega$  is the kinetic coefficient,  $\xi(\mathbf{x}, t)$  a zero-mean stochastic Gaussian noise with correlations

$$\langle \xi_i(\mathbf{x}, t) \xi_j(\mathbf{x}', t') \rangle = 2\Omega \delta(\mathbf{x} - \mathbf{x}') \delta(t - t') \delta_{ij}. \quad (2.2)$$

and  $\mathcal{H}[\varphi]$  the static Hamiltonian, that near the critical point may be assumed of the Landau-Ginzburg form

$$\mathcal{H}[\varphi] = \int d^d x \left[ \frac{1}{2} (\nabla \varphi)^2 + \frac{1}{2} r_0 \varphi^2 + \frac{1}{4!} g_0 \varphi^4 \right]. \quad (2.3)$$

Instead of solving the Langevin equation for  $\varphi(\xi)$  and then averaging over the noise distribution, the equilibrium correlation and response functions can be directly obtained by means of the field-theoretical action [27,30]

$$S[\varphi, \tilde{\varphi}] = \int dt \int d^d x \left[ \tilde{\varphi} \frac{\partial \varphi}{\partial t} + \Omega \tilde{\varphi} \frac{\delta \mathcal{H}[\varphi]}{\delta \varphi} - \tilde{\varphi} \Omega \tilde{\varphi} \right]. \quad (2.4)$$

where  $\tilde{\varphi}(\mathbf{x}, t)$  is an auxiliary field, conjugated to an external field  $h$  which linearly couples to the order parameter  $\varphi$  so that  $\mathcal{H}[\varphi, h] = \mathcal{H}[\varphi] - \int d^d x h \varphi$ . As a consequence, given a generic observable  $\mathcal{O}$ , the following relation for the linear response to the field  $h$  holds

$$\frac{\delta\langle\mathcal{O}\rangle}{\delta h(\mathbf{x}, s)} = \langle\tilde{\varphi}(\mathbf{x}, t)\mathcal{O}\rangle, \quad (2.5)$$

for this reason  $\tilde{\varphi}(\mathbf{x}, t)$  is called response field.

The effect of a macroscopic initial condition  $\varphi_0(\mathbf{x}) = \varphi(\mathbf{x}, t = 0)$  may be taken into account by averaging over the initial configuration with a weight  $e^{-H_0[\varphi_0]}$  given, for example, by

$$H_0[\varphi_0] = \int d^d x \frac{\tau_0}{2} (\varphi_0(\mathbf{x}) - a(\mathbf{x}))^2. \quad (2.6)$$

This specifies an initial state  $a(\mathbf{x})$  with short-range correlations proportional to  $\tau_0^{-1}$ . In this way all response and correlation functions may be obtained, following standard methods [27,30], by a perturbative expansion of the functional weight  $e^{-(S[\varphi, \tilde{\varphi}] + H_0[\varphi_0])}$ .

The propagators (Gaussian two point functions of the fields  $\varphi$  and  $\tilde{\varphi}$ ) of the resulting theory are [24,25]

$$\langle\tilde{\varphi}_i(\mathbf{q}, s)\varphi_j(-\mathbf{q}, t)\rangle_0 = \delta_{ij}R_q^0(t, s) = \delta_{ij}\theta(t-s)G(t-s), \quad (2.7)$$

$$\langle\varphi_i(\mathbf{q}, s)\varphi_j(-\mathbf{q}, t)\rangle_0 = \delta_{ij}C_q^0(t, s) = \frac{\delta_{ij}}{q^2 + r_0} \left[ G(|t-s|) + \left( \frac{r_0 + q^2}{\tau_0} - 1 \right) G(t+s) \right], \quad (2.8)$$

where

$$G(t) = e^{-\Omega(q^2 + r_0)t}. \quad (2.9)$$

The first line is exactly the same as in equilibrium [30]. Eq. (2.8), instead, reduces to the equilibrium one when both times  $t$  and  $s$  go to infinity, with  $\tau = t - s$  kept fixed. In the following we will assume the Itô prescription (see [25,31], [27] and references therein) to deal with the ambiguities arising in formal manipulations of stochastic equations, so all the self-loops of response propagator will be omitted in the computation. This ensures that causality holds in the perturbative expansion [24,25,30]. It has also been shown that  $\tau_0^{-1}$  is irrelevant (in the renormalization group sense) for large times behavior [24,25]. From the technical point of view, the breaking of homogeneity in time makes the renormalization procedure in terms of one-particle irreducible correlation functions less straightforward than in standard cases (see Ref. [24,25] and references therein) so all the computations are done in terms of connected functions.

From the expressions above we can evaluate the FDR for the Gaussian model [2,20]:

$$\mathcal{X}_q^0(t, s) = \left( \frac{\partial_s C_q^0}{\Omega G_q^0} \right)^{-1} = \left( 1 + e^{-2\Omega(q^2 + r_0)s} + \Omega q^2 \tau_0^{-1} e^{-2\Omega(q^2 + r_0)s} \right)^{-1}. \quad (2.10)$$

When the model is not at its critical point, i.e.  $r_0 \propto T - T_c \neq 0$ , the limit of this ratio for  $s \rightarrow \infty$  is 1 for all values of  $q$ , according to the idea that in the high-temperature phase all modes have a finite equilibration time, so that equilibrium is approached exponentially fast in time and as a consequence the fluctuation-dissipation theorem holds (apart from exponentially small corrections). For the critical model, i.e.  $r_0 = 0$ , if  $q \neq 0$  then the limit ratio is again equal to one, whereas for  $q = 0$  we have  $\mathcal{X}_{q=0}^0(t, s) = 1/2$ . We can argue that, in the Gaussian model, the only mode characterized by aging, i.e. that “does not relax” to the equilibrium, is the zero mode in the critical limit.

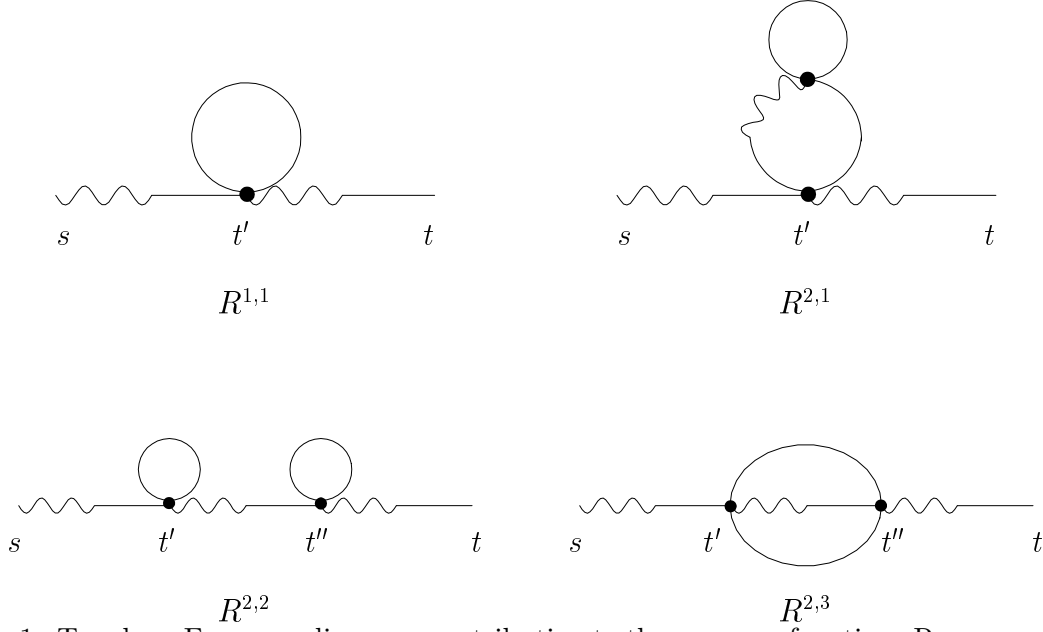


FIG. 1. Two-loop Feynman diagrams contributing to the response function. Response propagators are drawn as wavy-normal lines, whereas correlators are normal lines. A wavy line is attached to the response field and a normal one to the order parameter.

### III. TWO-LOOP RESPONSE FUNCTION

The aim of this Section is the computation of the critical nonequilibrium response function at zero external momentum for the purely dissipative dynamics of the  $N$ -vector model at two-loop order. We use here the method of renormalized field theory in dimensional regularization with minimal subtraction of dimensional poles. Up to the second order in perturbation theory there are four connected Feynman diagrams, without self-loops of response propagator, that contribute to the response function. They are depicted in Figure 1. In terms of these diagrams and as a function of bare couplings and fields (denoted in the following with  $\varphi_B$ ,  $\tilde{\varphi}_B$ ), the zero-momentum response function is given by

$$\begin{aligned}
 R_B(t, s) = R^0(t, s) - \frac{N+2}{6} g_0 R^{1,1} \\
 + g_0^2 \left[ \left( \frac{N+2}{6} \right)^2 R^{2,1} + \frac{(N+2)^2}{18} R^{2,2} + \frac{N+2}{6} R^{2,3} \right] + O(g_0^3). \quad (3.1)
 \end{aligned}$$

In the following we assume  $t > s$  for simplicity and  $\tau_0^{-1} = 0$  since it is an irrelevant variable. Using the results reported in Appendix A, we get

$$\begin{aligned}
 R_B(t, s) = 1 + \tilde{g}_0 \frac{N+2}{24} \left\{ \log \frac{t}{s} + \frac{\epsilon}{2} \left[ (\gamma_E + \log 2 + \log t) \log \frac{t}{s} - \frac{1}{2} \log^2 \frac{t}{s} \right] \right\} + \\
 \frac{\tilde{g}_0^2}{144} \left\{ \frac{(N+2)^2}{8} \log^2 \frac{t}{s} + (N+2)^2 \left[ - \left( \frac{1}{\epsilon} + \log 2 + \gamma_E + \log t \right) \log \frac{t}{s} + \frac{1}{2} \log^2 \frac{t}{s} \right] \right\} \\
 - \tilde{g}_0^2 \frac{N+2}{24} \left[ \frac{1}{\epsilon} \left( \log \frac{4}{3} + \log \frac{t}{s} \right) + \log \frac{t}{s} \left( \frac{1}{2} + \log t + \gamma_E \right) - \frac{1}{2} \log^2 \frac{t}{s} \right]
 \end{aligned}$$

$$+(\log(t-s) + \gamma_E) \log \frac{4}{3} - \frac{f(s/t)}{4} \Big] + O(g_0^3, g_0^2 \epsilon, g_0 \epsilon^2), \quad (3.2)$$

where  $\tilde{g}_0 = N_d g_0$ ,  $N_d = 2/((4\pi)^{d/2} \Gamma(d/2))$  and  $f(v)$  is a regular function defined in Appendix A. To lighten the notations we have set  $\Omega = 1$  in the previous equations. The dependence on  $\Omega$  of final formulas may be simply obtained by  $t \mapsto \Omega t$ , where  $t$  is the generic time variable.

In order to cancel the dimensional poles in  $\epsilon$  appearing in this function we have to renormalize the coupling constant [27]

$$\tilde{g}_0 = \left(1 + \frac{N+8}{6} \frac{\tilde{g}}{\epsilon}\right) \tilde{g} + O(\tilde{g}^2) \quad (3.3)$$

and the fields  $\varphi$  and  $\tilde{\varphi}$  via the relations [30]  $\varphi_B = Z_\varphi^{1/2} \varphi$ ,  $\tilde{\varphi}_B = Z_{\tilde{\varphi}}^{1/2} \tilde{\varphi}$ , leading to

$$R(t, s) = (Z_\varphi Z_{\tilde{\varphi}})^{-1/2} R_B(t, s) = \left[1 + \frac{N+2}{24} \log \frac{4}{3} \frac{\tilde{g}^2}{\epsilon} + O(\tilde{g}^3)\right] R_B(t, s). \quad (3.4)$$

After this renormalization  $R(t, s)$  is a regular function of dimensionality also for  $\epsilon \rightarrow 0$ . The critical response function is now obtained by fixing  $\tilde{g}$  at its fixed point value [27]

$$\tilde{g}^* = \frac{6\epsilon}{N+8} \left[1 + \frac{3(3N+14)}{(N+8)^2} \epsilon\right] + O(\epsilon^3), \quad (3.5)$$

thus

$$\begin{aligned} R(t, s) = 1 + \epsilon \frac{N+2}{4(N+8)} \log \frac{t}{s} + \frac{\epsilon^2}{4} \left[ \frac{6(N+2)}{(N+8)^2} \left( \frac{N+3}{N+8} + \log 2 \right) \log \frac{t}{s} + \frac{(N+2)^2}{8(N+8)^2} \log^2 \frac{t}{s} \right. \\ \left. - \frac{6(N+2)}{(N+8)^2} \log \frac{4}{3} \log(t-s) + \frac{3(N+2)}{2(N+8)^2} \left( f(s/t) - 4\gamma_E \log \frac{4}{3} \right) \right] + O(\epsilon^3). \end{aligned} \quad (3.6)$$

Note that the nonscaling terms, like  $\log t \log t/s$  (appearing, for example, in  $R^{2,3}$ , see Eq. (A26)), cancel out at the fixed point value for the coupling constant, so that Eq. (3.6) is compatible with the expected scaling form in momentum space (analogous to that in real space, Eq. (1.4))

$$R(t, s) = A_R(t-s)^a (t/s)^\theta F_R(t/s), \quad (3.7)$$

with the well-known exponents [24,25,27]

$$\theta = \frac{N+2}{N+8} \frac{\epsilon}{4} \left[1 + \frac{6\epsilon}{N+8} \left( \frac{N+3}{N+8} + \log 2 \right)\right] + O(\epsilon^3), \quad (3.8)$$

$$a = \frac{2-\eta-z}{z} = -\frac{3(N+2)}{2(N+8)^2} \log \frac{4}{3} \epsilon^2 + O(\epsilon^3), \quad (3.9)$$

and the nonuniversal amplitude

$$A_R = 1 + \epsilon^2 \frac{3(N+2)}{8(N+8)^2} \left( f(0) - 4\gamma_E \log \frac{4}{3} \right) + O(\epsilon^3). \quad (3.10)$$

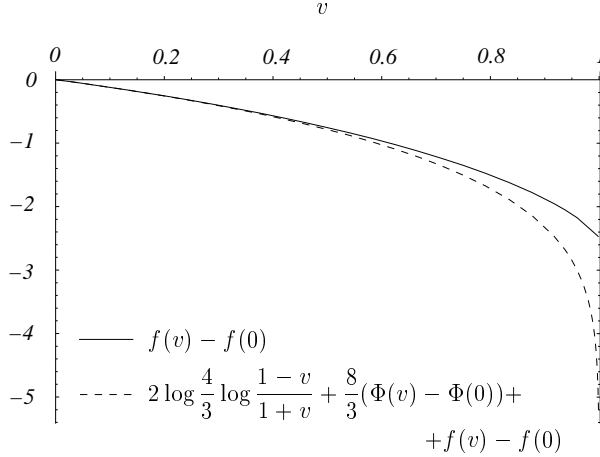


FIG. 2. Plot of the two-loop contribution to the universal functions  $F_R(v)$  (see Eq. (3.11)) and  $F_{\partial C}(v)$  (see Eq. (4.9)).

For the *new universal function*  $F_R(v)$  we find

$$F_R(v) = 1 + \epsilon^2 \frac{3(N+2)}{8(N+8)^2} (f(v) - f(0)) + O(\epsilon^3). \quad (3.11)$$

A plot of the quantity  $f(v) - f(0)$ , that completely characterizes the out-of-equilibrium corrections to the mean-field behavior at the second order in  $\epsilon$ -expansion, is reported in Fig. 2. Due to the small prefactor ( $1/72$  for the Ising model,  $N = 1$ ), these corrections might be very hard to detect in numerical and experimental works, as in the case of the corrections to the mean-field behavior of the static [28] and equilibrium dynamics [32] two-point functions.

#### IV. TWO-LOOP FLUCTUATION-DISSIPATION RATIO

In this Section we evaluate the FDR to the order  $\epsilon^2$  for the  $O(N)$  model with a purely relaxational dynamics. We do not compute the full two-point correlation function  $C(t, s)$ , since only the value of its derivative with respect to  $s$  is required to determine the FDR. This derivative may be computed by using the following diagrammatic identity.

Each amputated diagram  $D_i(t, s)$  (with label  $i$ ) contributing to the response function, also contributes to the correlation one in two diagrams, as graphically illustrated in Fig. 3. Taking into account the explicit form of the propagators (see Eqs. (2.7) and (2.8)) for  $q^2 = 0$  and causality (which also implies that  $D_i(t, s) \propto \theta(t - s)$  apart from contact terms) it is easy to find that

$$\partial_s C_i(t, s) = 2R_i(t, s) + 2 \int_0^\infty dt' t' D_i(t', s), \quad (4.1)$$

where  $C_i(t, s)$  is the contribution of this diagram to the correlation function,  $R_i(t, s)$  the contribution to the response function, and  $D_i(t', s)$  the common amputated part.

Relation (4.1) is nothing but a particular case of a relation following an algebraic identity for the functional integral, i. e.



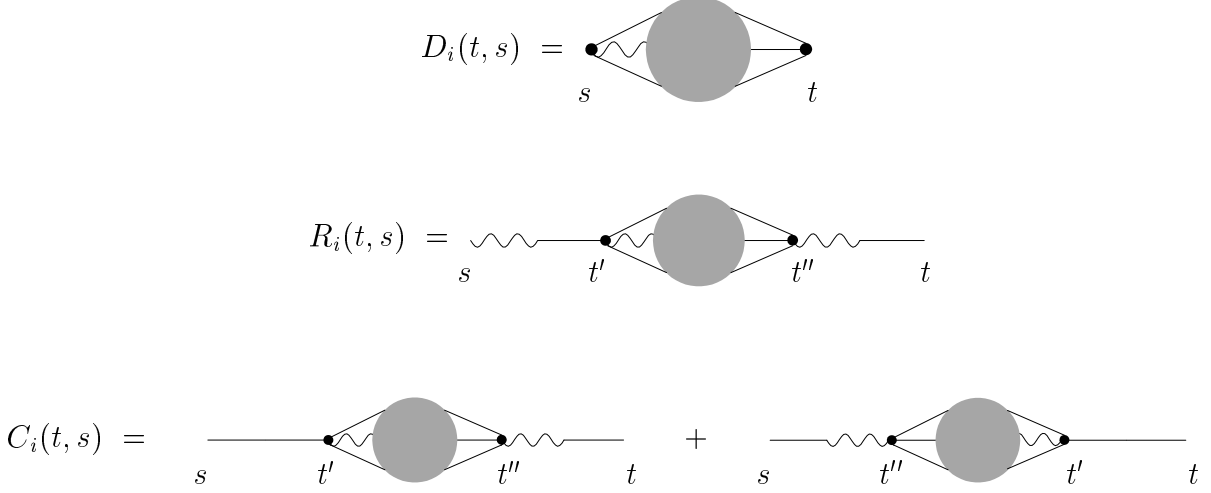


FIG. 3. Diagrammatic trick.

$$0 = \int [d\varphi d\tilde{\varphi} d\varphi_0] \frac{\delta}{\delta \tilde{\varphi}(\mathbf{x}, s)} \left\{ \varphi(\mathbf{x}', t) e^{-S[\varphi, \tilde{\varphi}] - H_0[\varphi_0]} \right\}, \quad (4.2)$$

with  $t > s > 0$ . At criticality (i.e.  $r_0 = 0$ , using dimensional regularization) we get in momentum space

$$(\partial_s - \Omega \mathbf{q}^2) \langle \varphi(-\mathbf{q}, t) \varphi(\mathbf{q}, s) \rangle = 2\Omega \langle \varphi(-\mathbf{q}, t) \tilde{\varphi}(\mathbf{q}, s) \rangle - \Omega \frac{g_0}{3!} \langle \varphi(-\mathbf{q}, t) \varphi^3(\mathbf{q}, s) \rangle, \quad (4.3)$$

which, in the limit  $\mathbf{q}^2 \rightarrow 0$  is diagrammatically expressed by Eq. (4.1) as far as common amputated contributions to response and correlation functions are concerned.

Diagrams contributing to the correlation function, but not to the response function do exist and they have to be computed without taking advantage of this identity. At two-loop order there are two of them and they are reported in Fig. 4.

Summing the six contributions to the correlation function we finally arrive to the expression:

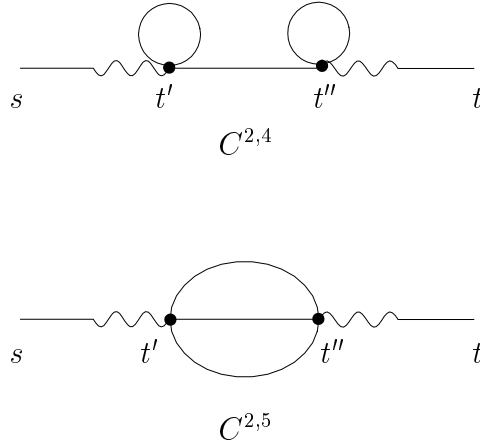


FIG. 4. Diagrams contributing only to the correlation function.

$$\begin{aligned} \frac{\partial_s C_B(t, s)}{2} = R(t, s) - g_0 \frac{N+2}{6} (\partial C)_e^{1,1} + g_0^2 \left\{ \left( \frac{N+2}{6} \right)^2 (\partial C)_e^{2,1} + \frac{(N+2)^2}{18} (\partial C)_e^{2,2} \right. \\ \left. + \frac{N+2}{6} (\partial C)_e^{2,3} + \frac{1}{2} \left[ \frac{N+2}{18} (\partial C)^{2,4} + \left( \frac{N+2}{6} \right)^2 (\partial C)^{2,5} \right] \right\} + O(g_0^3). \end{aligned} \quad (4.4)$$

Considering the explicit expression for the diagrams given in the Appendix B one may obtain the derivative of the bare correlation function. This bare quantity is renormalized using equations (3.3), (3.4) and

$$\Omega = Z_\Omega \Omega_B \quad \text{with} \quad Z_\Omega = \left( \frac{Z_\varphi}{Z_{\tilde{\varphi}}} \right)^{1/2}, \quad (4.5)$$

so that, taking into account the  $\Omega$  we set equal to 1 in the previous relations,

$$\partial_s C(t, s) = Z_\Omega Z_\varphi^{-1} \partial_s C_B(t, s) = (Z_\varphi Z_{\tilde{\varphi}})^{-1/2} \partial_s C_B(t, s). \quad (4.6)$$

The expression of  $\partial_s C(t, s)$  in terms of the renormalized coupling has a multiplicative redefinition of its amplitude at the first order in  $\tilde{g}$ . Considering the fixed point value for  $\tilde{g}$  (cf. Eq. (3.5)) one finally obtains

$$\begin{aligned} \frac{\partial_s C(t, s)}{2} = & \left[ 1 + \epsilon \frac{N+2}{4(N+8)} + \epsilon^2 \frac{3(N+2)(3N+14)}{4(N+8)^3} \right] \\ & \times \left\{ 1 + \epsilon \frac{N+2}{4(N+8)} \log \frac{t}{s} + \frac{\epsilon^2}{4} \left[ \frac{6(N+2)}{(N+8)^2} \left( \frac{N+3}{N+8} + \log 2 \right) \log \frac{t}{s} + \right. \right. \\ & \left. \left. \frac{(N+2)^2}{8(N+8)^2} \log^2 \frac{t}{s} - \frac{6(N+2)}{(N+8)^2} \log \frac{4}{3} \log(t-s) \right] \right\} \\ & \times \left\{ 1 + \epsilon^2 \frac{N+2}{(N+8)^2} \left[ \frac{3}{4} \log \frac{4}{3} \log \frac{t-s}{t+s} - \gamma_E \frac{3}{2} \log \frac{4}{3} + \Phi(s/t) + \frac{3}{8} f(s/t) + \frac{N+2}{8} \right. \right. \\ & \left. \left. + \frac{3}{2} \left( 1 - \log \frac{4}{3} \right) \log 2 - \frac{3}{4} \left( 1 + \log \frac{4}{3} \right) + \frac{3}{8} \log^2 \frac{4}{3} + \frac{3}{4} \text{Li}_2(1/4) \right] \right\} + O(\epsilon^3). \end{aligned} \quad (4.7)$$

Note that also for this function all the nonscaling terms disappear when the coupling constant is set equal to its fixed point value. This result is in agreement with the scaling form in momentum space (analogous to Eq. (1.7))

$$\partial_s C(t, s) = A_{\partial C} (t-s)^a (t/s)^\theta F_{\partial C}(s/t) \quad (4.8)$$

with the same  $a$  and  $\theta$  as given in the previous section and a new universal scaling function  $F_{\partial C}(v)$  given by

$$F_{\partial C}(v) = 1 + \epsilon^2 \frac{3(N+2)}{8(N+8)^2} \left[ 2 \log \frac{4}{3} \log \frac{1-v}{1+v} + \frac{8}{3} (\Phi(v) - \Phi(0)) + f(v) - f(0) \right] + O(\epsilon^3). \quad (4.9)$$

A plot of the loop correction in the above expression (apart from the factor  $\frac{3(N+2)}{8(N+8)^2}$  appearing also in  $F_R(v)$ ) is shown in Fig. 2. As already noticed for  $F_R(v)$ , effective corrections to

mean-field behavior are very small for  $F_{\partial C}(v)$  too. Taking the long time behavior of both the correlation functions one obtains the limit of the critical fluctuation-dissipation ratio we are interested in:

$$\frac{(\mathcal{X}_{\mathbf{q}=0}^\infty)^{-1}}{2} = 1 + \frac{N+2}{4(N+8)}\epsilon + \epsilon^2 \frac{N+2}{(N+8)^2} \left[ \frac{N+2}{8} + \frac{3(3N+14)}{4(N+8)} + c \right] + O(\epsilon^3), \quad (4.10)$$

with

$$c = -\frac{3}{4} + \frac{3}{4} \log 2 (2 + 11 \log 2 - 3 \log 3) - \frac{23}{8} \log^2 3 \\ + \frac{3}{2} \text{Li}_2(1/4) - \frac{21}{4} \text{Li}_2(1/3) + \frac{21}{8} \text{Li}_2(3/4) - \frac{1}{8} \text{Li}_2(8/9) = -0.0415 \dots \quad (4.11)$$

We note that, also for small values of  $N$ , the contribution of  $c$  to the FDR is quite small. For example with  $N = 1$  we have that the sum of the first two terms in brackets is  $\sim 1.8$ , that is about 45 times larger than  $c$ .

## V. CONCLUSIONS AND DISCUSSIONS

In this work we studied the off-equilibrium properties of the purely dissipative relaxational dynamics of an  $N$ -vector model in the framework of field theoretical  $\epsilon$ -expansion. The results presented here extends those of Ref. [20]. We find the scaling forms for the zero-momentum response and for the derivative with respect to the early time of the two-time correlation function. Both of them are compatible with the expected scaling form predicted by conformal invariance [21,22] and general RG arguments [17,19,20,24,25]. The universal functions  $F_R(s/t)$  and  $F_{\partial C}(s/t)$  are also evaluated to the order  $\epsilon^2$ , finding that, due to a small numerical prefactor, corrections to the mean-field behavior are quantitatively very small and thus hard to detect in computer and experimental works.

We computed the FDR  $\mathcal{X}_q$  for general  $N$ , cf. Eq. (4.10). As shown in Ref. [20] this quantity for zero momentum has the same long-time limit as the standard FDR  $X_{\mathbf{x}}$  for  $\mathbf{x} = 0$ . Using this equality we may compare our result with others presented in the literature.

In the limit  $N \rightarrow \infty$  Eq. (4.10) reduces to  $X^\infty = 1/2 - \epsilon/8 - \epsilon^2/32 + O(\epsilon^3)$ , that agrees with the exact result for the spherical model  $X^\infty = 1 - 2/d$  [17].

For  $N = 1$  we obtain

$$\mathcal{X}_q^{-1} = 2(1 + 0.0833\epsilon + 0.0648\epsilon^2) \quad (5.1)$$

that simply setting  $\epsilon = 1$  leads to  $X^\infty \sim 0.435/0.429$  [33], compared to  $\sim 0.46$  found at one-loop [20], in very good agreement with the Monte Carlo simulation value  $X^\infty \sim 0.40$  for the three-dimensional Ising Model [17] with nonconservative (heat-bath Glauber) dynamics. Setting in Eq. (5.1)  $\epsilon = 2$  one instead obtains  $X^\infty \sim 0.351/0.301$ , improving the one loop estimate  $\sim 0.42$ , in the right direction towards the Monte Carlo result  $X^\infty = 0.26(1)$  for the two-dimensional Ising Model with Glauber dynamics [17]. Only higher-loop computations could lead to a reliable theoretical estimate for  $\epsilon = 2$ .

There are also several open questions that need further investigations. For example a “rigorous” proof of the fact that the FDR is exactly 1 for all modes with  $q^2 \neq 0$  (somehow

related to the presence of a mass gap) has not been given. Then one might ask how these theoretical results (scaling forms, relaxing modes etc.) change if one changes mesoscopic dynamics (e.g. with conserved quantities), or when more complex static Hamiltonians are considered, e.g. those with disorder or frustration. We will consider in forthcoming works the  $O(N)$  model with Model B and C dynamics and the purely dissipative relaxation of the Ising model with quenched random impurities [34].

## ACKNOWLEDGMENTS

The authors are grateful to M. Henkel for useful correspondence and comments and to S. Caracciolo, A. Pelissetto, and E. Vicari for a critical reading of the manuscript.

## APPENDIX A: CONNECTED DIAGRAMS FOR THE RESPONSE FUNCTION

The four diagrams contributing to the response function up to the two-loop order are reported in Fig. 1. The one-loop diagram was already discussed in Ref. [20]. The expression obtained for the critical bubble (1PI part of the diagram) is

$$B_c(t) = \int \frac{d^d q}{(2\pi)^d} C_q(t, t) = -\frac{1}{d/2 - 1} \frac{(2t)^{1-d/2}}{(4\pi)^{d/2}} = -N_d \frac{\Gamma(d/2 - 1)}{2^{d/2}} t^{1-d/2}. \quad (\text{A1})$$

This gives the following expression for the full connected graph

$$\begin{aligned} R^{1,1}(t, s) &= \int_s^t dt' B_c(t') = -N_d \frac{\Gamma(d/2 - 1)}{2^{d/2}(2 - d/2)} (t^{2-d/2} - s^{2-d/2}) \\ &= -N_d \frac{1}{4} \left[ \log \frac{t}{s} + \frac{\epsilon}{2} \left( (\gamma_E + \log 2 + \log t) \log \frac{t}{s} - \frac{1}{2} \log^2 \frac{t}{s} \right) \right] + O(\epsilon^2). \end{aligned} \quad (\text{A2})$$

From these one-loop expressions it is quite simple to compute the two-loop integral  $R^{2,1}$  and  $R^{2,2}$  of Fig. 1. We have for the two-loop critical bubble (the 1PI part of  $R^{2,1}$ )

$$B_{c2}(t) = \int \frac{d^d q_1}{(2\pi)^d} \int_0^\infty dt' B_c(t') R_{q_1}^0(t, t') C_{q_1}^0(t, t') = N_d^2 \frac{b(d)}{4 - d} t^{3-d}, \quad (\text{A3})$$

with

$$b(d) = \frac{\Gamma^2(d/2 - 1)}{2^{d-1}} \left[ 1 - \frac{(4 - d)\Gamma^2(2 - d/2)}{2\Gamma(4 - d)} \right] = -\frac{1}{8} [1 + \epsilon(\log 2 + \gamma_E) + O(\epsilon^2)]. \quad (\text{A4})$$

Introducing this expression in the integral for  $R^{2,1}$  one has

$$R^{2,1}(s, t) = \int_s^t dt' B_{c2}(t') = N_d^2 b(d) \frac{t^{4-d} - s^{4-d}}{(4 - d)^2}, \quad (\text{A5})$$

that near four dimensions has the following series expansion

$$R^{2,1}(s, t) = \frac{N_d^2}{8} \left[ -\log \frac{t}{s} \left( \frac{1}{\epsilon} + \log t + \log 2 + \gamma_E \right) + \frac{1}{2} \log^2 \frac{t}{s} \right] + O(\epsilon). \quad (\text{A6})$$

Also the diagram  $R^{2,2}$  is simply obtained from Eq. (A2):

$$R^{2,2}(s, t) = \int_s^t dt' R^{1,1}(t, t') B_c(t') = N_d^2 \frac{\Gamma^2(d/2 - 1)}{2^{d-1}} \left[ \frac{t^{2-d/2} - s^{2-d/2}}{4-d} \right]^2, \quad (\text{A7})$$

that is, expanding in  $\epsilon$ ,

$$R^{2,2}(s, t) = N_d^2 \frac{1}{32} \log^2 \frac{t}{s} + O(\epsilon). \quad (\text{A8})$$

The last diagram  $R^{2,3}$  is more difficult to be worked out and it requires a long calculation which main steps are described in what follows. First of all we evaluate its 1PI contribution called  $O_1(t, s)$

$$\begin{aligned} O_1(t, s) &= \int \frac{d^d q_1}{(2\pi)^d} \int \frac{d^d q_2}{(2\pi)^d} C_{q_1}^0(t, s) C_{q_2}^0(t, s) R_{q_1+q_2}^0(t, s) \\ &= \theta(t-s) \int \frac{d^d q_1}{(2\pi)^d} \frac{d^d q_2}{(2\pi)^d} \frac{1}{q_1^2 q_2^2} (e^{-q_1^2(t-s)} - e^{-q_1^2(t+s)}) (e^{-q_2^2(t-s)} - e^{-q_2^2(t+s)}) e^{-(q_1+q_2)^2(t-s)} \\ &= \theta(t-s) \left[ (t-s)^{2-d} J_d(1, 1) + (t+s)^{2-d} J_d\left(1, \frac{t-s}{t+s}\right) - 2(t-s)^{2-d} J_d\left(\frac{t+s}{t-s}, 1\right) \right], \quad (\text{A9}) \end{aligned}$$

with

$$J_d(a, b) = \int \frac{d^d q_1}{(2\pi)^d} \int \frac{d^d q_2}{(2\pi)^d} e^{-q_1^2 - a q_2^2 - b(q_1+q_2)^2} = N_d^2 [(1+b)(a+b)]^{1-\frac{d}{2}} F_d\left(\frac{4b^2}{(b+1)(a+b)}\right), \quad (\text{A10})$$

and

$$F_d(x) = \frac{\Gamma(d/2)}{4} \int_0^\infty ds s^{d/2-2} e^{sx/4} \Gamma(0, s) = \frac{\Gamma(d/2)\Gamma(d/2-1)}{2(d-2)} {}_2F_1\left(\frac{d}{2}-1, \frac{d}{2}-1, \frac{d}{2}, \frac{x}{4}\right). \quad (\text{A11})$$

In particular, for the calculation, we are interested in the limits

$$F_4(x) = -\frac{\log(1-x/4)}{x}, \quad (\text{A12})$$

$$F_{4-\epsilon}(1) = \log \frac{4}{3} + \epsilon \left[ \left( \gamma_E - \frac{1}{2} \right) \log \frac{4}{3} - \frac{1}{4} \log^2 \frac{4}{3} + \frac{1}{2} \text{Li}_2\left(\frac{1}{4}\right) \right] + O(\epsilon^2), \quad (\text{A13})$$

$$F_d(0) = \frac{\Gamma^2(d/2-1)}{4}. \quad (\text{A14})$$

The final expression for  $O_1(t, s)$ , in generic dimension, is

$$O_1(t, s) = \frac{N_d^2 \theta(t-s)}{2^{d-2}} \left[ F_d(1)(t-s)^{2-d} + t^{2-d} F_d\left(\left(\frac{t-s}{t}\right)^2\right) - 2(t(t-s))^{1-d/2} F_d\left(\frac{t-s}{t}\right) \right]. \quad (\text{A15})$$

The full connected diagram  $R^{2,3}(s, t)$  is thus given by the following expression

$$R^{2,3}(s, t) = \int_s^t dt'' \int_{t''}^t dt' O_1(t', t'') = N_d^2 (A_1(s, t) + A_2(s, t) - 2A_3(s, t)), \quad (\text{A16})$$

where

$$A_1(s, t) = 2^{2-d} F_d(1) \frac{(t-s)^{4-d}}{(4-d)(3-d)}, \quad (\text{A17})$$

$$A_2(s, t) = 2^{2-d} t^{4-d} \int_{s/t}^1 dy y^{3-d} \int_y^1 dz z^{d-4} F_d((1-z)^2) = 2^{2-d} t^{4-d} I_1(s/t), \quad (\text{A18})$$

$$A_3(s, t) = 2^{2-d} t^{4-d} \int_{s/t}^1 dy y^{3-d} \int_y^1 dz z^{d-4} (1-z)^{1-d/2} F_d(1-z) = 2^{2-d} t^{4-d} I_2(s/t). \quad (\text{A19})$$

The evaluation of the two functions  $I_1(v)$  and  $I_2(v)$  is rather cumbersome but algebraically trivial. After some calculations one gets

$$I_1(v) = \frac{\Gamma^2(d/2-1)}{4} [\log v (8 \log 2 - 6 \log 3) + f_1(v) + O(\epsilon)], \quad (\text{A20})$$

$$I_2(v) = \frac{\Gamma^2(d/2-1)}{4} \left[ -\frac{2}{\epsilon} \log v - \log^2 v - (1 - 6 \log 2 + 3 \log 3) \log v + f_2(v) + O(\epsilon) \right], \quad (\text{A21})$$

where  $f_i(v)$  are given by

$$f_1(v)/4 = \log v \int_0^v dz F_4((1-z)^2) + \int_v^1 dz \log z F_4((1-z)^2), \quad (\text{A22})$$

$$f_2(v)/4 = \log v \int_0^v dz \frac{F_4(1-z) - 1}{1-z} + \int_v^1 dz \frac{\log z}{1-z} [F_4(1-z) - 1] + \int_v^1 dz \frac{\log(1-z)}{z}, \quad (\text{A23})$$

and in particular these are regular functions in the limit  $v \rightarrow 0$

$$f_1(0) = \log^2 2 + \log^2 \frac{8}{3} + 3\text{Li}_2(1/4) - 4\text{Li}_2(2/3), \quad (\text{A24})$$

$$f_2(0) = -\frac{\pi^2}{6} + \frac{3}{2} \log^2 \frac{4}{3} - \text{Li}_2(1/4). \quad (\text{A25})$$

Inserting all these contribution in Eq. (A16) we get

$$\begin{aligned} \frac{4R^{2,3}(s, t)}{N_d^2} &= -\frac{1}{\epsilon} \left( \log \frac{4}{3} + \log \frac{t}{s} \right) - \log \frac{4}{3} (\log(t-s) + \gamma_E) \\ &\quad - \left( \frac{1}{2} + \gamma_E + \log t \right) \log \frac{t}{s} + \frac{1}{2} \log^2 \frac{t}{s} + \frac{f(s/t)}{4} + O(\epsilon), \end{aligned} \quad (\text{A26})$$

with

$$f(v) = f_1(v) - 2f_2(v) - \log \frac{4}{3} (2 + \log 12) - 2\text{Li}_2(1/4), \quad (\text{A27})$$

$$\begin{aligned} f(0) &= \frac{\pi^2}{3} - 2 \log \frac{4}{3} + 3 \log^2 2 - \log^2 \frac{8}{3} + 3\text{Li}_2(1/4) - 4\text{Li}_2(2/3) \\ &= 0.663707 \dots \end{aligned} \quad (\text{A28})$$

## APPENDIX B: CONNECTED DIAGRAMS FOR THE FDR

In this Appendix we evaluate the rest of diagrams required for the computation of FDR. We do not evaluate the full integral for the correlation function, since we make use of the trick explained in details in Section IV. For this reason we consider first those diagrams that contribute also to the response function and we evaluate only the extra-contributions (the ones called  $\int_0^\infty dt'' t'' D_i(t'', s)$  in Eq. (4.1)) they give to the derivative of the correlation function. For the first three diagrams these contributions are very simple (in what follows the subscript “e” indicates that we are dealing only with the extra-contribution given by the diagram).

$$(\partial C)_e^{1,1} = s B_c(s) = N_d \left[ -\frac{1}{4} - \frac{\epsilon}{8} (\log s + \gamma_E + \log 2) \right] + O(\epsilon^2), \quad (\text{B1})$$

$$(\partial C)_e^{2,1} = \int_0^s dt'' t'' B_c(t'') B_c(s) = N_d^2 \frac{\Gamma^2(d/2 - 1)}{2^d (3 - d/2)} s^{4-d} = \frac{N_d^2}{16} + O(\epsilon), \quad (\text{B2})$$

$$(\partial C)_e^{2,2} = s B_{c2}(s) = -N_d^2 \frac{1}{8} \left( \frac{1}{\epsilon} + \gamma_E + \log 2 + \log s \right) + O(\epsilon). \quad (\text{B3})$$

The fourth contribution is less simple

$$\begin{aligned} (\partial C)_e^{2,3} &= \int_0^s dt'' t'' O_1(t'', s) = N_d^2 2^{2-d} s^{4-d} \left[ \frac{F_d(1)}{(4-d)(3-d)} \right. \\ &\quad \left. + \int_0^1 dz z F_d((1-z)^2) - 2 \int_0^1 dz z (1-z)^{1-d/2} F_d(1-z) \right]. \end{aligned} \quad (\text{B4})$$

Using now the explicit form for  $F_d(x)$  given in Eq. (A12) one derives

$$\frac{4(\partial C)_e^{2,3}}{N_d^2} = - \left( \frac{1}{\epsilon} + \log s + \gamma_E + \frac{1}{2} \right) \left( \log \frac{4}{3} + 1 \right) + \text{Li}_2(1/4) + \log \frac{4}{3} \left( \frac{1}{4} \log \frac{4}{3} - \log 2 \right) + O(\epsilon). \quad (\text{B5})$$

The diagrams which amputated part does not contribute also to the response function are shown in Fig. 4. The sunset-type diagram  $(\partial C)^{2,4}$  is quite difficult, thus we first consider its 1PI part  $O_2(t, s)$ . Introducing  $q_3 = q_1 + q_2$  this contribution is given by

$$\begin{aligned} O_2(t, s) &= \int \frac{d^d q_1}{(2\pi)^d} \int \frac{d^d q_2}{(2\pi)^d} C_{q_1}^0(t, s) C_{q_2}^0(t, s) C_{q_3}^0(t, s) \\ &= \int \frac{d^d q_1}{(2\pi)^d} \int \frac{d^d q_2}{(2\pi)^d} \prod_i \frac{1}{q_i^2} (e^{-q_i^2(t-s)} - e^{-q_i^2(t+s)}) \\ &= N_d^2 \left[ \Delta^{3-d} K_d(1) + 3\sigma^{3-d} K_d(\Delta/\sigma) - 3\Delta^{3-d} K_d(\sigma/\Delta) - \sigma^{3-d} K_d(1) \right], \end{aligned} \quad (\text{B6})$$

with  $\Delta = t - s$ ,  $\sigma = t + s$  and

$$\begin{aligned} K_d(x) &= \frac{1}{N_d^2} \int \frac{d^d q_1}{(2\pi)^d} \int \frac{d^d q_2}{(2\pi)^d} \frac{1}{q_1^2} \frac{1}{q_2^2} \frac{1}{(q_1 + q_2)^2} e^{-q_1^2 - q_2^2 - x(q_1 + q_2)^2} \\ &= \frac{\Gamma(d/2 - 1) \Gamma(d/2)}{4} \int_x^\infty \frac{du}{(1+u)^{d-2}} \int_0^1 dv v^{d/2-2} \left[ 1 - \frac{vu^2}{(1+u)^2} \right]^{1-d/2}. \end{aligned} \quad (\text{B7})$$

In the following we are interested in the limits

$$K_4(x) = \frac{1}{2} \log \frac{2(1+x)}{1+2x} - \frac{1}{4x} \log \frac{1+2x}{(1+x)^2}, \quad (\text{B8})$$

$$K_{4-\epsilon}(1) = \frac{3}{4} \log \frac{4}{3} + \frac{\epsilon}{4} \left[ 3 \log \frac{4}{3} \left( \frac{1}{2} + \gamma_E \right) + \frac{1}{4} \log^2 3 + \frac{\text{Li}_2(8/9)}{2} \right] + O(\epsilon^2). \quad (\text{B9})$$

Introducing these results in the expression for the connected diagram

$$(\partial C)^{2,4} = \int_0^t dt' O_2(t', s) = \int_0^s O_2(s, t') + \int_s^t O_2(t', s), \quad (\text{B10})$$

one finds

$$\begin{aligned} \frac{(\partial C)^{2,4}}{N_d^2} &= \frac{K_d(1)}{4-d} \left( 2s^{4-d} + (t-s)^{4-d} - (t+s)^{4-d} \right) \\ &\quad + 3 \int_0^s dt' \left[ (s+t')^{3-d} K_d \left( \frac{s-t'}{s+t'} \right) - (s-t')^{3-d} K_d \left( \frac{s+t'}{s-t'} \right) \right] \\ &\quad + 3 \int_s^t dt' \left[ (s+t')^{3-d} K_d \left( \frac{t'-s}{t'+s} \right) - (t'-s)^{3-d} K_d \left( \frac{s+t'}{t'-s} \right) \right] \\ &= \frac{K_d(1)}{4-d} \left( 2s^{4-d} + (t-s)^{4-d} - (t+s)^{4-d} \right) \\ &\quad + 3(2s)^{4-d} \left[ \int_0^1 dy (1+y)^{d-5} [K_d(y) - y^{3-d} K_d(1/y)] \right. \\ &\quad \left. + \int_0^{\frac{t-s}{t+s}} dy (1-y)^{d-5} [K_d(y) - y^{3-d} K_d(1/y)] \right] \\ &= \frac{3}{2} \log \frac{4}{3} \left( \frac{1}{\epsilon} + \log s + \frac{1}{2} \log \frac{t-s}{t+s} + \gamma_E \right) + \Phi(s/t) + O(\epsilon), \end{aligned} \quad (\text{B11})$$

where

$$\begin{aligned} \Phi(v) &= 2K'_4(1) - \frac{3}{2} \gamma_E \log \frac{4}{3} + \\ &\quad + 3 \left[ \int_0^1 \frac{dy}{1+y} \left( K_4(y) - \frac{1}{y} K_4(1/y) \right) + \int_0^{\frac{1-v}{1+v}} \frac{dy}{1-y} \left( K_4(y) - \frac{1}{y} K_4(1/y) \right) \right]. \end{aligned} \quad (\text{B12})$$

In particular we are interested in the limit  $v \rightarrow 0$ , given by

$$\begin{aligned} \Phi(0) &= 2K'_4(1) + 6 \int_0^1 \frac{dy}{1-y^2} \left[ K_4(y) - \frac{1}{y} K_4 \left( \frac{1}{y} \right) \right] - \frac{3}{2} \gamma_E \log \frac{4}{3} \\ &= \frac{3}{4} \log \frac{4}{3} + \frac{39}{4} \log^2 2 - \frac{9}{4} \log 2 + \log 3 - \frac{13}{4} \log^2 3 - \frac{21}{4} \text{Li}_2(1/3) \\ &\quad + \frac{21}{8} \text{Li}_2(3/4) - \frac{1}{8} \text{Li}_2(8/9) = -0.24889 \dots \end{aligned} \quad (\text{B13})$$

Now we have to evaluate only the diagram  $C^{2,5}$  of Fig. 4 given by



$$\begin{aligned}
C^{2,5}(t, s) &= \int dt' dt'' R^0(t, t'') B_c(t'') C^0(t'', t') B_c(t') R^0(s, t) \\
&= N_d^2 \frac{\Gamma^2(d/2 - 1)}{2^{d-1}(3 - d/2)(2 - d/2)} \left[ t^{2-d/2} - \frac{s^{2-d/2}}{5-d} \right] s^{3-d/2},
\end{aligned} \tag{B14}$$

Its derivative with respect to  $s$ , near four dimension is

$$(\partial C)^{2,5} = \partial_s C^{2,5}(t, s) = N_d^2 \frac{1}{8} \left[ \log \frac{t}{s} + 1 \right] + O(\epsilon) . \tag{B15}$$

## REFERENCES

- [1] E. Vincent, J. Hammann, M. Ocio, J. P. Bouchaud, and L. F. Cugliandolo, Lect. Notes Phys. **492**, 184 (1997); J. P. Bouchaud, L. F. Cugliandolo, J. Kurchan, and M. Mézard, in *Spin Glasses and Random Fields*, Directions in Condensed Matter Physics, vol. **12**, edited by A. P. Young (World Scientific, Singapore, 1998).
- [2] L. F. Cugliandolo, J. Kurchan, and G. Parisi, J. Phys. I (France) **4**, 1641 (1994).
- [3] We are not interested here in the problem of phase ordering dynamics (see Ref. [14] for a review), so we will not consider the case of a quench to  $T < T_c$ .
- [4] L. F. Cugliandolo and J. Kurchan, J. Phys. A **27**, 5749 (1994).
- [5] T. J. Newman and A. J. Bray, J. Phys. A **23**, 4491 (1990).
- [6] L. F. Cugliandolo and D. S. Dean, J. Phys. A **28**, 4213 (1995).
- [7] L. F. Cugliandolo, J. Kurchan, and L. Peliti, Phys. Rev. E **55**, 3898 (1997).
- [8] A. Barrat, Phys. Rev. E **57**, 3629 (1998).
- [9] L. Berthier, J. L. Barrat, and J. Kurchan, Eur. Phys. J. B **11**, 635 (1999).
- [10] S. Franz, M. Mézard, G. Parisi, and L. Peliti, Phys. Rev. Lett. **81**, 1758 (1998); J. Stat. Phys. **97**, 459 (1999).
- [11] W. Zippold, R. Kühn, and H. Horner, Eur. Phys. J. B **13**, 531 (2000).
- [12] S. A. Cannas, D. A. Stariolo, and F. A. Tamarit, Physica A **291**, 362 (2001).
- [13] F. Corberi, E. Lippiello, and M. Zannetti, Phys. Rev. E **63**, 061506 (2001); *ibid.* **65**, 046136 (2002).
- [14] A. J. Bray, Adv. Phys. **43**, 357 (1994).
- [15] E. Lippiello and M. Zannetti, Phys. Rev. E **61**, 3369 (2000).
- [16] C. Godrèche and J. M. Luck, J. Phys. A **33**, 1151 (2000).
- [17] C. Godrèche and J. M. Luck, J. Phys. A **33**, 9141 (2000).
- [18] L. Berthier, P. C. W. Holdsworth, and M. Sellitto, J. Phys. A **34**, 1805 (2001).
- [19] C. Godrèche and J. M. Luck, J. Phys. Cond. Matter **14**, 1589 (2002).
- [20] P. Calabrese and A. Gambassi, Phys. Rev. E **65**, 066120 (2002); Proceedings of the 5th International Conf. Renormalization Group 2002, Tatranská Štrba, Slovakia, March 10-16, 2002, Acta Phys. Slov. **52**, 335 (2002).
- [21] M. Henkel, M. Pleimling, C. Godrèche, and J. M. Luck, Phys. Rev. Lett. **87**, 265701 (2001).
- [22] M. Henkel, e-print cond-mat/0205256.
- [23] D. A. Huse, Phys. Rev. B **40**, 304 (1989).
- [24] H. K. Janssen, B. Schaub, and B. Schmittmann, Z. Phys. B **73**, 539 (1989).
- [25] H. K. Janssen, in *From Phase Transition to Chaos – Topics in Modern Statistical Physics*, ed. by G. Györgyi, I. Kondor, L. Sasvári, and T. Tel (World Scientific, Singapore, 1992).
- [26] A. Picone and M. Henkel, J. Phys. A **35**, 5575 (2002).
- [27] J. Zinn-Justin, *Quantum Field Theory and Critical Phenomena*, 3rd edition (Clarendon Press, Oxford, 1996).
- [28] A. Pelissetto and E. Vicari, e-print cond-mat/0012164, Phys. Rep. to appear and references therein.
- [29] P. C. Hohenberg and B. I. Halperin, Rev. Mod. Phys. **49**, 435 (1977).
- [30] H. K. Janssen, Z. Phys. B **23**, 377 (1976); R. Bausch, H. K. Janssen, and H. Wagner, Z. Phys. B **24**, 113 (1976).

- [31] F. Langouche, D. Roekaerts, and E. Tirapegui, *Physica* **95A**, 252 (1979).
- [32] V. Martín-Mayor, P. Calabrese, A. Pelissetto, and E. Vicari, in preparation.
- [33] We quote results as  $X_1/X_2$ , where  $X_1$  is the number we get by setting  $\epsilon = 1$  directly in the Eq. (5.1) for  $\mathcal{X}_q^{-1}$  and then inverting the result so obtained.  $X_2$ , instead, is the value for  $\epsilon = 1$  of the power series, up to  $O(\epsilon^2)$ , for  $\mathcal{X}_q$ .
- [34] P. Calabrese and A. Gambassi, to appear.