

Phase-fluctuation induced reduction of kinetic energy at the superconducting transition

T. Eckl,^{1,*} W. Hanke,^{1,†} and E. Arrigoni^{1,2,‡}

¹*Institut für Theoretische Physik und Astrophysik,
Universität Würzburg, Am Hubland, D-97074 Würzburg, Germany*

²*Department of Physics, University of California, Los Angeles, CA 90095 USA*

(Dated: January 7, 2019)

Recent reflectivity measurements provide evidence for a *violation* of the in-plane optical integral in the underdoped high- T_c compound $Bi_2Sr_2CaCu_2O_{8+\delta}$ up to frequencies much higher than expected by standard BCS theory. The sum rule violation may be related to a loss of in-plane kinetic energy at the superconducting transition. Here, we show that a model based on phase fluctuations of the superconducting order parameter can account for this change of in-plane kinetic energy at T_c . The change is due to a transition from a phase-incoherent Cooper-pair motion in the pseudogap regime above T_c to a phase-coherent motion at T_c . This phase-fluctuation model predicts a similar kinetic-energy reduction in other superconductors with small charge carrier density like the organic superconductors.

PACS numbers: 71.10.Fd, 71.27.+a, 74.25.Jb, 74.72.Hs

In ordinary BCS superconductors the optical conductivity is suppressed at frequencies within a range of about twice the superconducting gap. The corresponding low-frequency spectral weight W_{low} is transferred to the zero-frequency delta peak W_D [1], associated with the dissipationless transport (and the superfluid weight D) in the superconducting state. This is the Glover-Ferrell-Tinkham (GFT) sum rule. On the other hand, the *total* frequency integral of the optical conductivity is conserved, when decreasing the temperature across the superconducting transition, due to the f-sum rule [1], i. e. $W_{tot}^{sc} = W_{tot}^n$.

However, recent measurements of the in-plane optical conductivity [2, 3] have shown a *violation* of the GFT optical sum rule for frequencies up to $2eV$ in underdoped $Bi_2Sr_2CaCu_2O_{8+\delta}$ (Bi2212). By entering the superconducting state, not only spectral weight W_{low} from the microwave and far-infrared, but also from the visible optical spectrum i. e. high-frequency spectral weight W_{high} contributes to the superfluid condensate W_D . That is, in contrast to ordinary BCS-superconductors, a “*color change*” is introduced at the superconducting transition. This unusual result has stimulated new discussions about an unconventional pairing mechanism in the high- T_c copper oxide superconductors (HTSC). Within a tight-binding model, the anomalously large energy scale, which contributes to the superfluid weight, and the corresponding *color change* may be attributed to a *reduction of kinetic energy* [4] at the superconducting transition. This is surprising, since one would expect that in a conventional (BCS) pairing process, it is the potential energy which is reduced at the expense of the kinetic energy, with the latter being increased due to particle-hole mixing.

The full optical integral, when integrated over all frequencies and *energy bands*, is proportional to the carrier

density (n) over the bare mass (m)

$$W_{tot} \equiv W_{low} + W_D + W_{high} = \int_0^\infty \text{Re } \sigma_{xx}(\omega) d\omega = \frac{ne^2}{2m}, \quad (1)$$

and, thus, is conserved. When the optical integral is restricted over a finite (low) range of frequencies Ω , in the HTSC typically of the order of eV , one may consider the weight $W_{low} + W_D$ as being essentially due to a single band around the Fermi energy, i. e.

$$W_{low} + W_D = \int_0^\infty \text{Re } \tilde{\sigma}_{xx}(\omega) d\omega = (\pi e^2 a^2 / 2\hbar^2 V) E_K, \quad (2)$$

where $\tilde{\sigma}$ is the single-band conductivity, a the lattice constant and V the unit cell volume. With this single-band assumption, the frequency integral of the optical conductivity is proportional to the inverse mass tensor ($\frac{\partial^2 \epsilon_k}{\partial k_x^2}$, \hat{x} being the direction in which the conductivity is measured) weighted with the momentum distribution n_k [5, 6]. This quantity depends upon the bare single-particle band structure ϵ_k , being proportional to minus the kinetic energy $E_K = -E_{kin}$ for a (nearest-neighbor) tight-binding model, while for free electrons it is a constant given by the electron density divided by the effective mass.

In this letter, we propose as a possible explanation for the kinetic-energy reduction the role of phase fluctuations. That is, in order to have condensation into the superconducting state, one needs, in addition to the binding of charge carriers into Cooper pairs, long-range phase coherence among the pairs. Since superconductors with low superconducting carrier density (such as the organic and underdoped high- T_c superconductors) are characterized by a relatively small phase *stiffness*,

this implies a significantly larger role for phase fluctuations, than in conventional superconductors [7, 8]. As a consequence, in these materials the transition to the superconducting state does not display a typical mean-field (BCS) behavior, and phase fluctuations, both classical and quantum, may have a significant influence on low temperature properties. When coherence is lost due to thermal fluctuations of the phase at and above the transition temperature T_c , pairing remains, together with short-range phase correlations. These phase fluctuations can cause the pseudogap phenomena observed e. g. in tunneling experiments [9, 10, 11, 12] in the underdoped HTSC.

We show here that indeed phase fluctuations contribute to a significant reduction of the in-plane kinetic energy at the superconducting transition temperature T_c , with a magnitude comparable to recent experimental results. The physical reason for this kinetic energy lowering is that, due to phase fluctuations and to the associated incoherent motion of Cooper pairs (cf. Fig. 1), the pseudogap region has a higher kinetic energy than the simple BCS mean-field state. When long-ranged phase coherence finally develops at T_c , the Cooper-pair motion becomes phase *coherent* and the kinetic energy rapidly decreases. The onset of the coherent motion can be seen, for example, from the development of coherence peaks in the tunneling spectrum of BiSrCaCuO compounds (see e. g. [11, 12] and Fig. 3). The initial *cost* of kinetic energy, which is needed for pairing, is paid at a mean-field temperature T_c^{MF} considerably higher than T_c . Therefore, the reduction of kinetic energy observed experimentally [2, 3] can be attributed to a transition from a phase-disordered pseudogap to a phase-ordered superconducting state. We stress that this effect is independent of the particular mechanism leading to pair formation, as long as the superconductor considered is characterized by a small phase stiffness [13].

Our starting Hamiltonian is of a simple BCS form given by

$$H = K - \frac{1}{4} \sum_{i\delta} (\Delta_{i\delta} \langle \Delta_{i\delta}^\dagger \rangle + \Delta_{i\delta}^\dagger \langle \Delta_{i\delta} \rangle), \quad (3)$$

with the nearest-neighbor hopping term

$$K = -t \sum_{\langle i j \rangle, \sigma} (c_{i\sigma}^\dagger c_{j\sigma} + c_{j\sigma}^\dagger c_{i\sigma}), \quad (4)$$

where $c_{i\sigma}^\dagger$ creates an electron of spin σ on the i^{th} site and t denotes an effective nearest-neighbor hopping. The $\langle i j \rangle$ sum is over nearest-neighbor sites of a 2D square lattice, and, in the pairing term, δ connects i to its nearest-neighbor sites. The local d -wave gap,

$$\langle \Delta_{i\delta}^\dagger \rangle = \frac{1}{\sqrt{2}} \langle c_{i\uparrow}^\dagger c_{i+\delta\downarrow}^\dagger - c_{i\downarrow}^\dagger c_{i+\delta\uparrow}^\dagger \rangle = \Delta e^{i\Phi_{i\delta}}, \quad (5)$$

is characterized by the *fluctuating* phases

$$\Phi_{i\delta} = \begin{cases} (\varphi_i + \varphi_{i+\delta})/2 & \text{for } \delta \text{ in x-direction} \\ (\varphi_i + \varphi_{i+\delta})/2 + \pi & \text{for } \delta \text{ in y-direction,} \end{cases} \quad (6)$$

and by a spatially constant amplitude Δ . We neglect the relative bond phase fluctuations between $\delta = \hat{x}$ and \hat{y} as well as amplitude fluctuations. Thus, we consider only pair *center of mass* phase fluctuations, which are the relevant low-energy degrees of freedom, in a situation in which the superfluid density is small, like in the underdoped cuprates. In our two-dimensional (2D) model T_c corresponds to the Kosterlitz-Thouless transition temperature T_{KT} , where the phase correlation length ξ diverges.

With this Hamiltonian it is straightforward to show, that the optical sum rule yields [6, 14, 15],

$$\int_0^\infty \text{Re } \tilde{\sigma}_{xx}(\omega) d\omega = -e^2 \pi \langle k_x \rangle / 2, \quad (7)$$

in units where $\hbar = c = 1$, with $\langle k_x \rangle$ being the expectation value of the nearest neighbor hopping [16] in the x -direction, i. e.

$$\langle k_x \rangle = -t \sum_{\sigma} (c_{i\sigma}^\dagger c_{i+x\sigma} + c_{i+x\sigma}^\dagger c_{i\sigma}). \quad (8)$$

Since we are only interested in the temperature region $T \gtrsim T_c$, one can safely assume that the fluctuations of the phase φ_i are predominantly determined by a classical XY free energy [7, 8],

$$F[\varphi_i] = -J \sum_{\langle ij \rangle} \cos(\varphi_i - \varphi_j). \quad (9)$$

Our physical picture here is that the XY -action arises from integrating out the shorter wavelength fermion degrees of freedom, including those responsible for the formation of the local pair amplitude and the internal $d_{x^2-y^2}$ structure of the pair. Thus, the *scale* of the XY -lattice spacing is actually set by the pair coherence length ξ_0 . In our work, we have chosen Δ so that $\xi_0 \sim \frac{v_F}{\pi\Delta} \sim 1$. In this case, the phase configurations φ_i calculation can be carried out on the same $L \times L$ ($L = 32$) lattice that is used for the diagonalization of the Hamiltonian. This allows the Kosterlitz-Thouless phase correlation length ξ to grow over a sufficient range as T approaches T_{KT} and minimizes finite-size effects. Thus, we are always in the limit where the phase correlation length ξ is larger than the Cooper pair size ξ_0 , when the temperature T is below the mean-field critical temperature T_c^{MF} .

In principle, also the coupling energy J can be considered as arising from integrating out the high-energy degrees of freedom of the underlying microscopic system. Here, we will proceed phenomenologically, neglecting the temperature dependence of J and simply use

it to set the Kosterlitz-Thouless transition temperature T_{KT} equal to some fraction of T_c^{MF} . Specifically, for the present calculations we will set $T_{KT} \simeq \frac{1}{4}T_c^{MF}$. This choice is motivated by the recent scanning-tunneling results in $Bi_2Sr_2CuO_{6+\delta}$, where $T_c \simeq 10K$ and the pseudogap regime extends to about 50K, which we take as T_c^{MF} .

In a previous letter we have presented a detailed numerical solution of the 2D-BCS like Hamiltonian of Eq. 3 with a d -wave gap and phase fluctuations. This is a minimal model but, nevertheless, contains the key ideas of the cuprate phase fluctuation scenario: that is, a d -wave BCS gap amplitude forms below a mean-field temperature T_c^{MF} , but phase fluctuation suppress the actual transition to a considerably lower temperature T_c . In the intermediate temperature regime between T_c^{MF} and T_c , the phase fluctuations of the gap give rise to pseudogap phenomena. Comparison of these results with recent scanning tunneling spectra of Bi-based high- T_c cuprates supports the idea that the pseudogap behavior observed in these experiments can be understood as arising from phase fluctuations [12].

In these calculations, where we assume a BCS temperature dependence of the pairing gap $\Delta(T)$, we have therefore set $\Delta(T=0) = 1.0t$ corresponding to $T_c^{MF} \simeq 0.42t$ and selected J so that $T_{KT} = 0.1t$ [17]. The condition that $\xi > \xi_0$ is thus always fulfilled, if we are not too close to T_c^{MF} . The calculation of the kinetic energy for an $L \times L$ ($L = 32$) periodic lattice now proceeds as follows [18, 19]: a set of phases $\{\varphi_i\}$ is generated by a Monte Carlo importance sampling procedure, in which the probability of a given configuration is proportional to $\exp(-F[\varphi_i]/T)$ with F given by Eq. (9). With $\{\varphi_i\}$ given, the Hamiltonian of Eq. (3) is diagonalized and the kinetic energy $E_{kin}(T, \{\varphi_i\}) = \langle k_x \rangle_{\{\varphi_i\}}$ is extracted. Further Monte-Carlo $\{\varphi_i\}$ configurations are generated and an average kinetic energy $E_{kin}(T) = \langle k_x \rangle$, at a given temperature, is determined.

Fig. 1 displays the kinetic energy $\langle k_x \rangle$ as a function of temperature for non-interacting tight-binding electrons, for BCS electrons, and for our phase fluctuation model, respectively. We can clearly see that pairing, as expected, produces an overall increase of kinetic energy (indicated as vertical arrows) with respect to the free-electron case. We observe that in the phase fluctuation model the kinetic energy is further increased (small vertical arrows) due to the incoherent motion of the paired electrons. The kinetic energy is a smoothly decreasing function of temperature for $T \rightarrow 0$. This is expected from the fact that, at high temperature, more electrons are transferred to higher kinetic energies, and is in agreement with the experimental results [2, 3]. What we are especially interested in, is the rather pronounced change (magnified in Fig. 2 by using a different scale for the kinetic energy) near $T_c \equiv T_{KT}$, where the kinetic energy of our phase fluctuation model rather suddenly reduces to the BCS

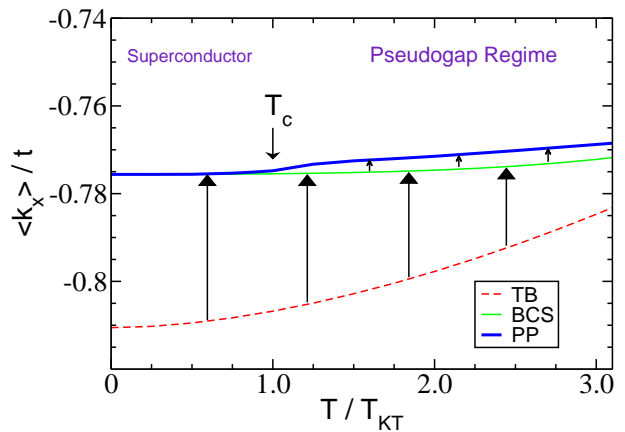


FIG. 1: Kinetic energy per bond $\langle k_x \rangle$ as a function of temperature for the *free* tight-binding electrons (TB), the BCS solution (BCS), and our phase-fluctuation model (PP). The large vertical arrows indicate the increase in kinetic energy upon pairing relative to the free tight-binding model, and the small arrows indicate the additional increase due to phase fluctuations. This additional *phase-fluctuation energy* rapidly vanishes near $T_c \equiv T_{KT}$, which causes the significant change in the optical integral upon entering the superconducting state at $T_{KT} = 0.1t$. Note that the thick line denotes the actual kinetic energy encountered in our model, when going from the pseudogap to the superconducting regime.

value. This sudden deviation from the $T \gtrsim T_c$ behavior is also obtained in experiments, which show a kink in the temperature dependence of the low-frequency spectral weight $W_{low} + W_D$ at T_c [2].

This pronounced change of in-plane kinetic energy can be better observed in Fig. 2, where we plot the difference between the BCS kinetic energy and the kinetic energy of our phase fluctuation model $\delta \langle k_x \rangle = \langle k_x \rangle_{PP} - \langle k_x \rangle_{BCS}$. As discussed above, this reduction is due to the onset of phase coherence of the Cooper pairs below the superconducting transition temperature $T_c \equiv T_{KT}$. This is signaled by the appearance of sharp coherence peaks in the single-particle spectral function upon developing of long-range phase coherence [12]. The corresponding result for the density of states $N(\omega)$ displaying these coherence peaks is shown in Fig. 3.

Notice that this argument for the reduction of kinetic energy at T_c due to a phase ordering transition is quite robust. For example, we expect it to be valid (and actually to be stronger) in a true three-dimensional system. As a matter of fact, it has been argued [7, 8] that even small interplane couplings play an important role due to the infinite-order nature of the KT transition.

In order to get a rough estimate of the kinetic condensation energy, we calculate the reduction in kinetic energy near T_c , i. e.

$$\Delta E_k = -\frac{2}{e^2\pi} \int_0^\infty (Re \tilde{\sigma}_{xx}^{sc}(\omega) - Re \tilde{\sigma}_{xx}^n(\omega)) d\omega, \quad (10)$$

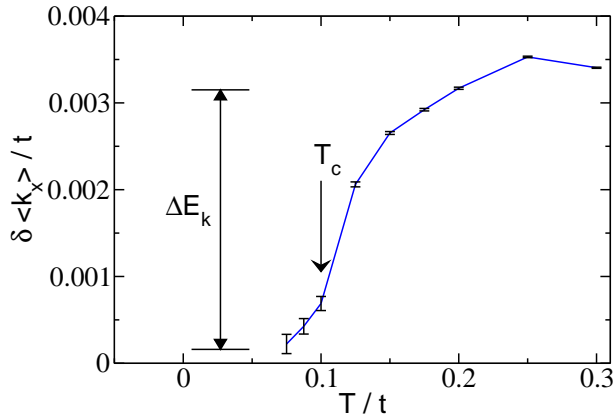


FIG. 2: Kinetic energy contribution from phase fluctuations $\delta \langle k_x \rangle = \langle k_x \rangle_{PP} - \langle k_x \rangle_{BCS}$. One can clearly see the sharp decrease of the kinetic energy near the Kosterlitz-Thouless transition at $T = 0.1t \equiv T_c$. ΔE_k gives a rough estimation of the condensation energy.

as indicated by the energy change ΔE_k in figure 2. Assuming that $t \simeq 250 \text{ meV}$, we get a condensation energy estimate of 1.5 meV per Copper site, which is in order of magnitude agreement with the experimental results.

In conclusion, we have shown that the recently observed *violation* of the low-frequency optical sum rule in the superconducting state, associated with a reduction of kinetic energy, can be related to the role of phase fluctuations. The decrease in kinetic energy is due to the sharpening of the quasiparticle peaks close to the superconducting transition at $T_c \equiv T_{KT}$, where the phase correlation length ξ diverges. This sum rule violation should therefore also appear in other superconductors with low charge carrier density (phase stiffness) such as the organic superconductors.

We would like to acknowledge useful discussions and comments by S. A. Kivelson and D. J. Scalapino. This work was supported by the DFG under Grant No. Ha 1537/16-2 and by a Heisenberg fellowship (AR 324/3-1), by the Bavaria California Technology Center (BaCaTeC), the KONWHIR projects OOPCV and CUHE. The calculations were carried out at the high-performance computing centers HLRS (Stuttgart) and LRZ (München).

* Electronic address: eckl@physik.uni-wuerzburg.de

† Electronic address: hanke@physik.uni-wuerzburg.de

‡ Electronic address: arrigoni@physik.uni-wuerzburg.de

- [1] M. Tinkham, *Introduction to Superconductivity* (McGraw-Hill, New York, 1975).
- [2] H. J. A. Molegraaf, C. Presura, D. van der Marel, P. H. Kes, and M. Li, *Science* **295**, 2239 (2002).
- [3] A. Santander-Syro, R. Lobo, N. Bontemps, Z. Konstantinovic, Z. Li, and H. Raffy, *cond-mat/0111539* (unpublished).

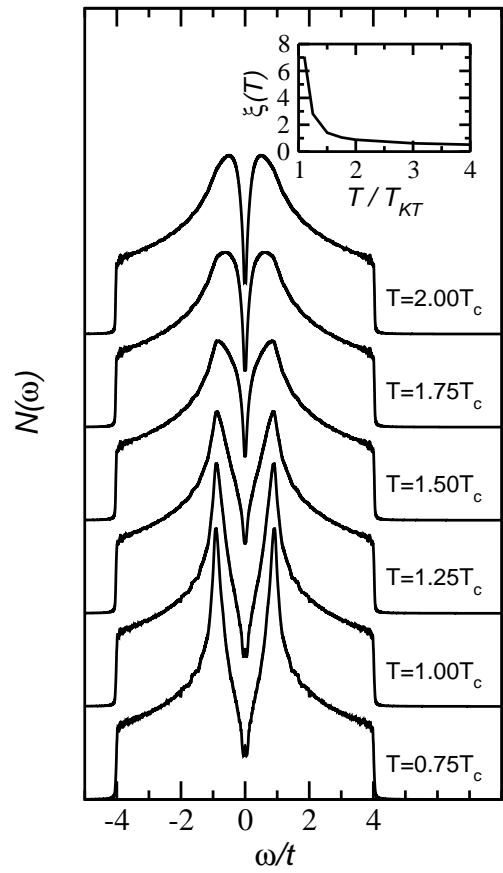


FIG. 3: Single particle density of states $N(\omega)$ for different temperatures T for a 32×32 lattice. Coherence peaks develop as T approaches $T_c \equiv T_{KT}$ in exactly the same temperature regime ($T_c < T < 1.5T_c$) where in Fig. 1 the kinetic energy reduction occurs. The inset shows the corresponding temperature dependence of the phase correlation length $\xi(T)$.

lished).

- [4] Hirsch, *Science* **295**, 2226 (2002).
- [5] M. R. Norman and C. Pepin, *cond-mat/0201415* (unpublished).
- [6] R. Kubo, *J. Phys. Soc. Jpn.* **12**, 570 (1957).
- [7] V. J. Emery and S. A. Kivelson, *Nature (London)* **374**, 434 (1995).
- [8] E. W. Carlson, S. A. Kivelson, V. J. Emery, and E. Manousakis, *Phys. Rev. Lett.* **83**, 612 (1999).
- [9] C. Renner, B. Revaz, J.-Y. Genoud, K. Kadowaki, and Ø. Fischer, *Phys. Rev. Lett.* **80**, 149 (1998).
- [10] N. Miyakawa, J. F. Zasadzinski, L. Ozyuzer, P. Gup-tasarma, D. G. Hinks, C. Kendziora, and K. E. Gray, *Phys. Rev. Lett.* **83**, 1018 (1999).
- [11] M. Kugler, Ø. Fischer, C. Renner, S. Ono, and Y. Ando, *Phys. Rev. Lett.* **86**, 4911 (2001).
- [12] T. Eckl, D. J. Scalapino, E. Arrigoni, and W. Hanke, *cond-mat/0110377* (submitted to *Phys. Rev. Lett.*) (unpublished).
- [13] The concept of a kinetic-energy driven mechanism for superconductivity is discussed in detail in Ref. [20].
- [14] D. J. Scalapino, S. R. White, and S. Zhang, *Phys. Rev.*

- B **47**, 7995 (1993).
- [15] Our mean-field Hamiltonian, Eq. 3 can be viewed as being derived by decoupling an interaction term of the form $\Delta_{i\delta}^\dagger \Delta_{i\delta}$, which does not couple to the gauge field and, thus, does not contribute to the current.
 - [16] This term is commonly referred to as “kinetic energy” to distinguish it from the interacting part of the Hamiltonian.
 - [17] $T_{KT} \simeq 0.89J$ see, for example, J. F. Fernández, M. F. Ferreira, and J. Stankiewicz, Phys. Rev. B **34**, 292 (1986).
 - [18] A more detailed discussion of this static field Monte Carlo approximation for the pair-field is given in “Effect of Pair-Field Phase Fluctuations on the Quasi-Particle Spectrum of a 2D System”, T. Eckl *et al.* (to be published); Static field approximations for the Hubbard and Holstein models are discussed in “A New Approach to Doped Mott Insulators”, N. E. Bickers and D. J. Scalapino (cond-mat/0010480) and “Pseudogap Behavior Near a Peierls-CDW Transition”, P. Monthoux and D. J. Scalapino (Phys. Rev. B **65**, 235104 (2002)) respectively.
 - [19] E. Dagotto *et al.*, Phys. Rev. B **58**, 6414 (1998) have used Monte Carlo simulations to study a model of classical spins interacting with electrons.
 - [20] E. W. Carlson, V. J. Emery, S. A. Kivelson, and D. Orgad, cond-mat/0206217 Review chapter to appear in ‘The Physics of Conventional and Unconventional Superconductors’ ed. by K. H. Bennemann and J. B. Ketterson (Springer-Verlag) (unpublished).