

Irreversible phase transition in a dynamic fiber bundle model

Pratip Bhattacharyya*, Srutarshi Pradhan[†] and Bikas K. Chakrabarti[‡]

Theoretical Condensed Matter Physics Division,
Saha Institute of Nuclear Physics,
Sector - 1, Block - AF, Bidhannagar, Kolkata 700 064, India

October 24, 2019

Abstract

We consider a dynamic fiber bundle model in which the fiber strengths are distributed randomly within a finite interval and global load sharing is assumed. We show that an irreversible phase transition of second-order occurs, from a phase of partial failure to a phase of total failure, just above a critical value of the applied stress. The phase transition is characterised by static and dynamic critical exponents which are found to be universal.

PACS numbers : 46.50.+a (fracture mechanics),
64.60.Ht (dynamic critical phenomena)

*E-mail: pratip@cmp.saha.ernet.in

[†]E-mail: spradhan@cmp.saha.ernet.in

[‡]E-mail: bikas@cmp.saha.ernet.in

1 Introduction

Fiber bundle models describe the collective statics and dynamics of failure in a set of fibers with random strengths under the application of a stress (force per fiber). A typical model of this kind is shown schematically in Fig.1. These models are constructed for the purpose of explaining the propagation of fractures in a loaded heterogeneous material and to determine the conditions under which it breaks completely. The latter requires the calculation of the strength of the bundle from the strengths of its constituent fibers which, by reasonable assumption, are drawn at random from a known probability distribution [1]. In some of the models [1, 2, 3] it is assumed that the load is always divided equally among all intact fibers of the bundle (global load sharing) while in other models [4, 5] it is assumed that when a fiber breaks, the stress it was last bearing gets distributed only among the fibers next to it (local load sharing). The dynamics or propagation of fracture in a fiber bundle has been characterised in two ways: first, by the of lifetime of a fiber bundle under an applied stress [6, 7, 8]; second, by the probability distribution of bursts of different sizes that occur within the bundle as the stress is gradually increased till the bundle breaks completely [3, 9, 10]. It was suggested in [11] that the breakdown of a static fiber bundle with global load sharing can be described as a first-order phase transition, because the surviving fraction of fibers has a discontinuity at the point of breakdown. However the susceptibility diverges at that point and for this reason it was shown in [12, 13] that the transition is of second-order.

In this paper we report on the phase transition in a dynamic fiber bundle model, a special case of which was introduced in [14]. The main feature of this model is a pair of recursive dynamical equations which, similar to the formulation in [15, 16], express the evolution of the fiber bundle under the application of a finite stress. The other important feature of the model is that the strengths of all the fibers are from within a finite interval of values which is true for real fiber bundles. The fixed points of the dynamics show the existence of a critical initial value of the applied stress, just above which the fiber bundle undergoes an irreversible transition from a phase of partial failure to a phase of total failure. When the initial applied stress is less than or equal to the critical value, only a finite fraction of the fibers breaks as the bundle evolves to a state of mechanical equilibrium; this is the phase of partial failure. If, on the other hand, the initial applied stress is greater than the critical value, mechanical equilibrium is never reached and the entire fiber bundle eventually breaks down; this is the phase of total failure. We define an order parameter which shows that the phase transition is of second-order. As the initial applied stress approaches its critical value from below, the surviving fraction of fibers and its susceptibility to changes in the initial stress are found to follow power laws. The critical exponents appearing in these power laws are shown to be universal, i.e., independent of the distribution of fiber strengths in the bundle.

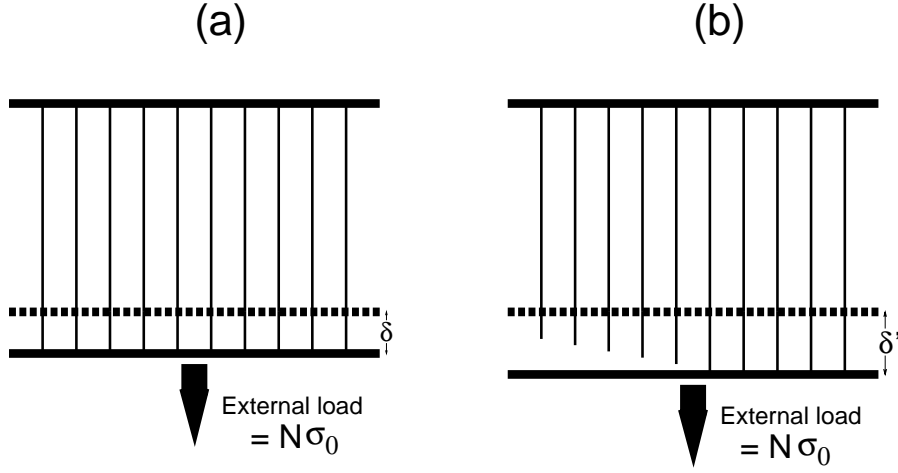


Figure 1: Schematic diagram of a bundle of N elastic fibers with random strengths, attached in parallel to a fixed plate at the top and a movable plate at the bottom. The fibers are shown as vertical solid lines and the position of the plates by bold horizontal lines. The figure shows the fibers arranged in increasing order of strength from left to right; σ_L and σ_R are the strengths of the weakest (extreme left) and the strongest (extreme right) fibers respectively. (a) For an initial applied stress σ_0 , $\sigma_0 \leq \sigma_L$, the fibers only get stretched from their relaxed position (shown by the bold broken line); the strain δ measures the elastic deformation of the bundle. (b) For $\sigma_L < \sigma_0 \leq \sigma_R$, the fibers begin to break causing a plastic deformation of the bundle (now given by the strain δ'); the figure schematically shows the strained positions of the broken fibers at the time of their breaking in order to give an impression of successive failures. When $\sigma_0 > \sigma_R$, all fibers in the bundle break at once.

2 Model

We consider a fiber bundle model with global load sharing approximation, i.e., any force applied on the bundle is shared equally by all the intact fibers in it. The strength of each fiber is determined by a threshold value σ_{thresh} of the stress that it can bear, beyond which the fiber breaks. The threshold stress of the fibers in the bundle are distributed randomly with a normalised density $\rho(\sigma_{\text{thresh}})$ within a finite interval $[\sigma_L, \sigma_R]$ where σ_L and σ_R are respectively the strengths of the weakest and the strongest fiber in the bundle:

$$\int_{\sigma_L}^{\sigma_R} \rho(\sigma_{\text{thresh}}) d\sigma_{\text{thresh}} = 1. \quad (1)$$

The probability distribution of the threshold stress is given by:

$$P(\sigma_{\text{thresh}}) = \begin{cases} 0, & 0 \leq \sigma_{\text{thresh}} < \sigma_L \\ \int_{\sigma_L}^{\sigma_{\text{thresh}}} \rho(\sigma) d\sigma, & \sigma_L \leq \sigma_{\text{thresh}} \leq \sigma_R \\ 1, & \sigma_R < \sigma_{\text{thresh}}. \end{cases} \quad (2)$$

We study the breaking dynamics of the model under the application of an initial stress σ_0 (for example, by attaching an external load to the bottom plate in Fig.1) where the stress is defined as the force exerted per fiber. The fibers whose strengths are less than σ_0 break immediately. Following this initial rupture the applied stress gets redistributed among the surviving fibers. Since the number of fibers supporting the load has decreased the redistributed stress is greater than the initial stress and this causes further breaking of fibers. The process continues till a state of mechanical equilibrium is reached, where the surviving fibers have strengths greater than the redistributed stress, or till all fibers in the bundle are broken. The state of mechanical equilibrium, if it exists, appears as a fixed point of the model under the assigned dynamics.

The nature of the breaking dynamics allows it to be represented as a recurrence relation operating in discrete time-steps [15, 16]. If U_t is the fraction of fibers in the initial bundle that survive after time-step t , the redistributed stress due to global load sharing after t time-steps is

$$\sigma_t = \frac{\sigma_0}{U_t}. \quad (3)$$

After $t + 1$ time-steps the surviving fraction of fibers becomes

$$U_{t+1} = 1 - P(\sigma_t). \quad (4)$$

In a real bundle comprising of a finite number of fibers there will be fluctuations in the local density of fiber strengths as well as the load sharing. Such fluctuations are ignored in the construction of (3) and (4). It follows from (3) and (4) that the quantities σ_t and U_t evolve by the recurrences

$$\sigma_{t+1} = \frac{\sigma_0}{1 - P(\sigma_t)} \quad (5)$$

and

$$U_{t+1} = 1 - P(\sigma_0/U_t), \quad U_0 = 1, \quad (6)$$

which formally define the dynamics of the model. With the probability distribution (2), the recurrence relation (6) clearly shows that none of the fibers break for an initial stress $\sigma_0 \leq \sigma_L$, while on application of $\sigma_0 > \sigma_R$, all fibers in the bundle break simultaneously.

The fixed points¹ of the model, σ^* and U^* , are determined by the relations:

$$\sigma^*[1 - P(\sigma^*)] = \sigma_0 \quad (7)$$

and

$$U^* + P(\sigma_0/U^*) = 1. \quad (8)$$

Though the quantities σ_t and U_t evolve in time till they reach their fixed point values, (3) shows that their product $\sigma_t U_t$ is a constant of motion, always equal to the initial value σ_0 . All static and dynamic properties of the model are consequences of this invariance.

3 Critical properties for uniform density of fiber strengths

We consider first the case where the random strengths σ_{thresh} of the fibers are distributed with uniform density in the interval $[\sigma_L, \sigma_R]$. The normalised density function is:

$$\rho(\sigma_{\text{thresh}}) = \begin{cases} 0, & 0 \leq \sigma_{\text{thresh}} < \sigma_L \\ \frac{1}{\sigma_R - \sigma_L}, & \sigma_L \leq \sigma_{\text{thresh}} \leq \sigma_R \\ 0, & \sigma_R < \sigma_{\text{thresh}} \end{cases} \quad (9)$$

and the probability distribution, by the definition in (2), is given by (Fig.2):

$$P(\sigma_{\text{thresh}}) = \begin{cases} 0, & 0 \leq \sigma_{\text{thresh}} < \sigma_L \\ \frac{\sigma_{\text{thresh}} - \sigma_L}{\sigma_R - \sigma_L}, & \sigma_L \leq \sigma_{\text{thresh}} \leq \sigma_R \\ 1, & \sigma_R < \sigma_{\text{thresh}}. \end{cases} \quad (10)$$

We consider only $\sigma_R > \sigma_L$ as the case of $\sigma_R = \sigma_L$ is trivial.

With this particular choice of the distribution of fiber strengths the recurrence relations (5) and (6), for an initial stress $\sigma_L \leq \sigma_0 \leq \sigma_R$, appear as:

$$\sigma_{t+1} = \sigma_0 \left(\frac{\sigma_R - \sigma_L}{\sigma_R - \sigma_t} \right) \quad (11)$$

and

$$U_{t+1} = \frac{1}{\sigma_R - \sigma_L} \left(\sigma_R - \frac{\sigma_0}{U_t} \right), \quad U_0 = 1. \quad (12)$$

The fixed point equations, obtained from (7) and (8), appear in quadratic form:

$$(\sigma^*)^2 - \sigma_R \sigma^* + \sigma_0 (\sigma_R - \sigma_L) = 0 \quad (13)$$

¹For a dynamical variable X evolving by a recurrence of the form $X_{t+1} = F(X_t)$, the fixed points X^* are the solutions of the equation $X^* = F(X^*)$. A fixed point X^* is stable (at least a local attractor) if $|dF/dX|_{X=X^*} \leq 1$, otherwise it is unstable (a repeller) [17].

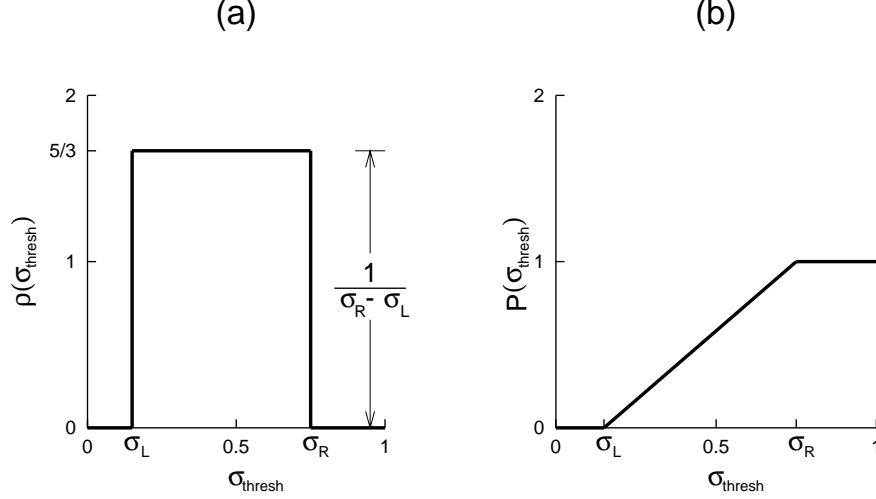


Figure 2: (a) The density function ρ and (b) the probability distribution P of random fiber strengths σ_{thresh} distributed with uniform density in the interval $[\sigma_L, \sigma_R]$. In the particular instance shown in the figure $\sigma_L = 0.15$ and $\sigma_R = 0.75$.

and

$$(U^*)^2 - \left(\frac{\sigma_R}{\sigma_R - \sigma_L} \right) U^* + \frac{\sigma_0}{\sigma_R - \sigma_L} = 0. \quad (14)$$

Consequently each of the recurrences, (11) and (12), have two fixed points:

$$\sigma_{1,2}^* = \frac{\sigma_R}{2} \pm (\sigma_R - \sigma_L)^{1/2} \left[\frac{\sigma_R^2}{4(\sigma_R - \sigma_L)} - \sigma_0 \right]^{1/2}, \quad (15)$$

$$U_{1,2}^* = \frac{\sigma_R}{2(\sigma_R - \sigma_L)} \pm \frac{1}{(\sigma_R - \sigma_L)^{1/2}} \left[\frac{\sigma_R^2}{4(\sigma_R - \sigma_L)} - \sigma_0 \right]^{1/2}. \quad (16)$$

The subscripts 1 and 2 stand for the expressions containing the plus and the minus sign respectively. While σ_2^* and U_1^* are stable fixed points, σ_1^* and U_2^* are unstable (Fig.3). It is clear that the fixed points for the redistributed stress and the surviving fraction of fibers are related by:

$$U_{1,2}^* = \frac{\sigma_R - \sigma_{2,1}^*}{\sigma_R - \sigma_L}. \quad (17)$$

The quadratic equations (13) and (14) show that the initial applied stress σ_0 has a critical value:

$$\sigma_0^{\text{crit}} = \frac{\sigma_R^2}{4(\sigma_R - \sigma_L)}, \quad (18)$$

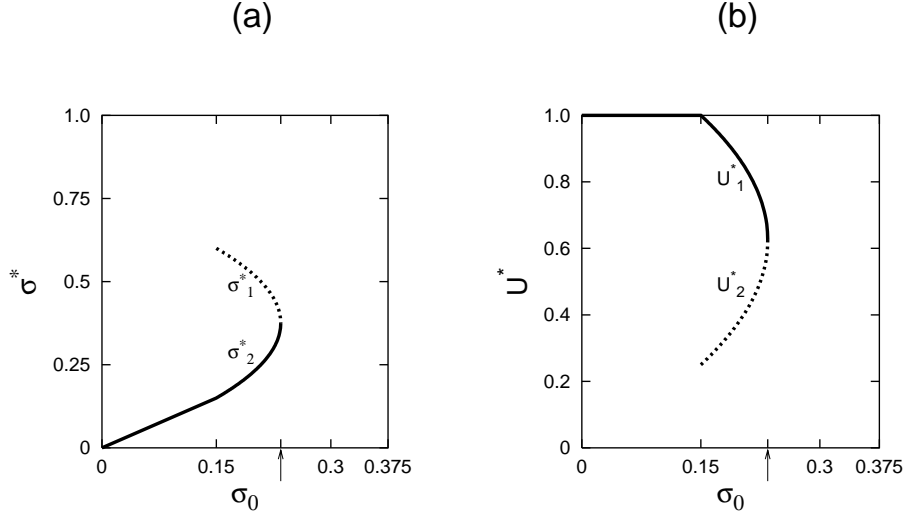


Figure 3: The fixed points of (a) the redistributed stress, and (b) the surviving fraction of fibers for the particular probability distribution of fiber strengths shown in Fig.2. In each part of the figure the curve for the stable fixed points is shown by a bold solid line and that for the unstable fixed points are shown by a bold broken line. As in Fig.2 we have $\sigma_L = 0.15$ and $\sigma_R = 0.75$, so that $\sigma_0^{\text{crit}} = 0.234375$; the position of the critical point is marked by an arrowhead. For $\sigma_0 \leq \sigma_L$ the fixed points are trivial: since there are no broken fibers $\sigma^* = \sigma_0$ and $U^* = U_0 = 1$.

at which their discriminants become zero and only a stable fixed point exists. Since both σ and U have physical meanings, a state of mechanical equilibrium exists if the quantities σ_2^* and U_1^* are positive real-valued; this happens only when $\sigma_0 \leq \sigma_0^{\text{crit}}$. For $\sigma_0 > \sigma_0^{\text{crit}}$, there are no real-valued fixed points – the dynamics will continue till all fibers in the bundle are broken. Therefore a transition occurs just above σ_0^{crit} from a phase of partial failure of the bundle in equilibrium to a phase of total failure. The order parameter \mathcal{O} for this phase transition is defined as the difference between the real parts of the stable and unstable fixed points:

$$\mathcal{O} \equiv \Re(U_1^* - U_2^*) = \begin{cases} U_1^* - U_2^*, & \sigma_L \leq \sigma_0 \leq \sigma_0^{\text{crit}} \\ 0, & \sigma_0 > \sigma_0^{\text{crit}}. \end{cases} \quad (19)$$

(The order parameter may be normalised by dividing both sides of (19) by the value of $U_1^* - U_2^*$ for $\sigma_0 = \sigma_L$). As (16) shows, the order parameter goes to zero continuously by a power law as σ_0 approaches its critical value from below:

$$\mathcal{O} = \frac{2}{(\sigma_R - \sigma_L)^{1/2}} (\sigma_0^{\text{crit}} - \sigma_0)^{1/2}, \quad \sigma_L \leq \sigma_0 \leq \sigma_0^{\text{crit}}. \quad (20)$$

It is obvious that the critical value must have the lower bound:

$$\sigma_0^{\text{crit}} \geq \sigma_L, \quad (21)$$

which, for the expression given in (18), requires that

$$\sigma_R \geq 2\sigma_L. \quad (22)$$

The above condition (22) in turn imposes an upper bound on the critical value of the initial stress:

$$\sigma_0^{\text{crit}} \leq \frac{\sigma_R}{2}. \quad (23)$$

Static critical behaviour of the fiber bundle is observed in the susceptibility of the fixed point of the surviving fraction of fibers to changes in the initial stress σ_0 . From (16) we see that the susceptibility diverges in the form of a power law as the initial applied stress approaches its critical value from below:

$$\chi = \left| \frac{dU_1^*}{d\sigma_0} \right| \propto (\sigma_0^{\text{crit}} - \sigma_0)^{-1/2}, \quad \sigma_L \leq \sigma_0 \leq \sigma_0^{\text{crit}}. \quad (24)$$

Dynamical critical behaviour is observed in the process of relaxation of the fiber bundle to a fixed point. At the critical point $\sigma_0 = \sigma_0^{\text{crit}}$ the evolution of the surviving fraction of fibers by (12) is reduced to the following recurrence:

$$U_{t+1} = \frac{\sigma_R}{\sigma_R - \sigma_L} \left[1 - \frac{\sigma_R}{4(\sigma_R - \sigma_L)} \frac{1}{U_t} \right], \quad U_0 = 1, \quad (25)$$

and its only fixed point, a stable one, is given by

$$U_{\text{crit}}^* = \frac{\sigma_R}{2(\sigma_R - \sigma_L)}. \quad (26)$$

The recurrence (25) has a closed-form solution:

$$U_t - U_{\text{crit}}^* = \frac{U_{\text{crit}}^*(1 - U_{\text{crit}}^*)}{1 + (1 - U_{\text{crit}}^*)(t - 1)}. \quad (27)$$

Thus the asymptotic behaviour of the surviving fraction of fibers is a power law decay – a critically slow relaxation to the fixed point:

$$\begin{aligned} U_t - U_{\text{crit}}^* &\sim \frac{U_{\text{crit}}^*}{t}, \quad t \rightarrow \infty \\ &\sim \frac{1}{2} \left(\frac{\sigma_R}{\sigma_R - \sigma_L} \right) \frac{1}{t}. \end{aligned} \quad (28)$$

4 Critical properties for linearly increasing density of fiber strengths

We consider next the case where the random strengths σ_{thresh} of the fibers are distributed with linearly increasing density in the interval $[\sigma_L, \sigma_R]$, $\sigma_R > \sigma_L$. The normalised density function and the probability distribution of the fiber strengths are given by (illustrated in Fig.4):

$$\rho(\sigma_{\text{thresh}}) = \begin{cases} 0, & 0 \leq \sigma_{\text{thresh}} < \sigma_L \\ \frac{2(\sigma_{\text{thresh}} - \sigma_L)}{(\sigma_R - \sigma_L)^2}, & \sigma_L \leq \sigma_{\text{thresh}} \leq \sigma_R \\ 0, & \sigma_R < \sigma_{\text{thresh}} \end{cases} \quad (29)$$

and

$$P(\sigma_{\text{thresh}}) = \begin{cases} 0, & 0 \leq \sigma_{\text{thresh}} < \sigma_L \\ \left(\frac{\sigma_{\text{thresh}} - \sigma_L}{\sigma_R - \sigma_L} \right)^2, & \sigma_L \leq \sigma_{\text{thresh}} \leq \sigma_R \\ 1, & \sigma_R < \sigma_{\text{thresh}}. \end{cases} \quad (30)$$

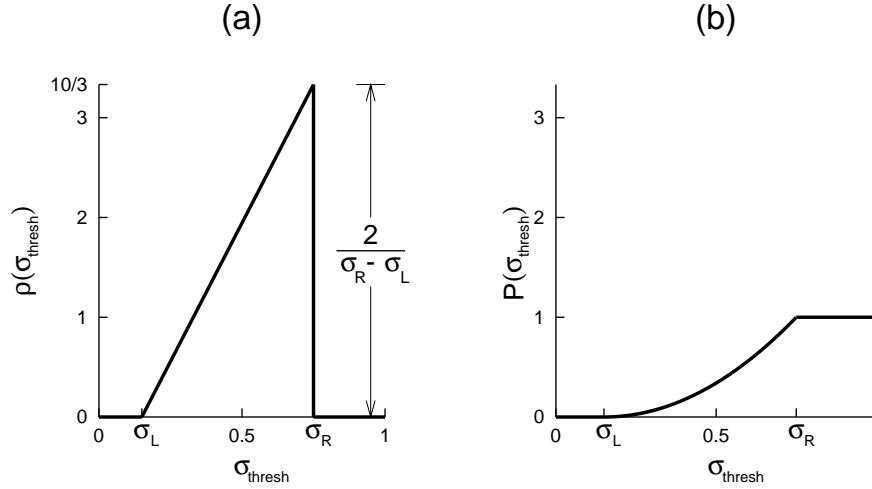


Figure 4: (a) The density function ρ and (b) the probability distribution P of random fiber strengths σ_{thresh} distributed with linearly increasing density in the interval $[\sigma_L, \sigma_R]$. In the particular instance shown in the figure $\sigma_L = 0.15$ and $\sigma_R = 0.75$.

Here we introduce the transformed quantities:

$$\Gamma_0 = \frac{\sigma_0}{\sigma_R - \sigma_L}, \quad \Gamma_L = \frac{\sigma_L}{\sigma_R - \sigma_L}, \quad \Gamma_t = \frac{\sigma_t}{\sigma_R - \sigma_L}. \quad (31)$$

For an initial stress $\sigma_L \leq \sigma_0 \leq \sigma_R$ (or, $\Gamma_L \leq \Gamma_0 \leq \Gamma_L + 1$) along with the distribution of fiber strengths given by (30), the recurrence relations (5) and (6) appear as:

$$\Gamma_{t+1} = \frac{\Gamma_0}{1 - (\Gamma_t - \Gamma_L)^2} \quad (32)$$

and

$$U_{t+1} = 1 - \left(\frac{\Gamma_0}{U_t} - \Gamma_L \right)^2, \quad U_0 = 1. \quad (33)$$

The fixed point equations, (7) and (8), now assume cubic form:

$$(\Gamma^*)^3 - 2\Gamma_L (\Gamma^*)^2 + (\Gamma_L^2 - 1) \Gamma^* + \Gamma_0 = 0 \quad (34)$$

where $\Gamma^* = \sigma^*/(\sigma_R - \sigma_L)$, and

$$(U^*)^3 + (\Gamma_L^2 - 1) (U^*)^2 - (2\Gamma_L \Gamma_0) U^* + \Gamma_0^2 = 0. \quad (35)$$

Consequently each of the recurrences (32) and (33) have three fixed points – only one in each case is found to be stable. For the redistributed stress the fixed points are:

$$\Gamma_1^* = \frac{2}{3}\Gamma_L + 2K \cos \frac{\Phi}{3}, \quad (36)$$

$$\Gamma_2^* = \frac{2}{3}\Gamma_L - K \cos \frac{\Phi}{3} + \sqrt{3}K \sin \frac{\Phi}{3}, \quad (37)$$

$$\Gamma_3^* = \frac{2}{3}\Gamma_L - K \cos \frac{\Phi}{3} - \sqrt{3}K \sin \frac{\Phi}{3}, \quad (38)$$

where

$$K = \frac{1}{3}\sqrt{3 + \Gamma_L^2} \quad (39)$$

and

$$\cos \Phi = \frac{\Gamma_L (9 - \Gamma_L^2) - 27\Gamma_0/2}{(3 + \Gamma_L^2)^{3/2}}. \quad (40)$$

Similarly, for the surviving fraction of fibers the fixed points are:

$$U_1^* = \frac{1 - \Gamma_L^2}{3} + 2J \cos \frac{\Theta}{3}, \quad (41)$$

$$U_2^* = \frac{1 - \Gamma_L^2}{3} - J \cos \frac{\Theta}{3} + \sqrt{3}J \sin \frac{\Theta}{3}, \quad (42)$$

$$U_3^* = \frac{1 - \Gamma_L^2}{3} - J \cos \frac{\Theta}{3} - \sqrt{3}J \sin \frac{\Theta}{3}, \quad (43)$$

where

$$J = \frac{1}{3}\sqrt{(\Gamma_L^2 - 1)^2 + 6\Gamma_L \Gamma_0} \quad (44)$$

and

$$\cos \Theta = \frac{(1 - \Gamma_L^2) [(\Gamma_L^2 - 1)^2 + 9\Gamma_L \Gamma_0] - 27\Gamma_0^2/2}{[(\Gamma_L^2 - 1)^2 + 6\Gamma_L \Gamma_0]^{3/2}}. \quad (45)$$

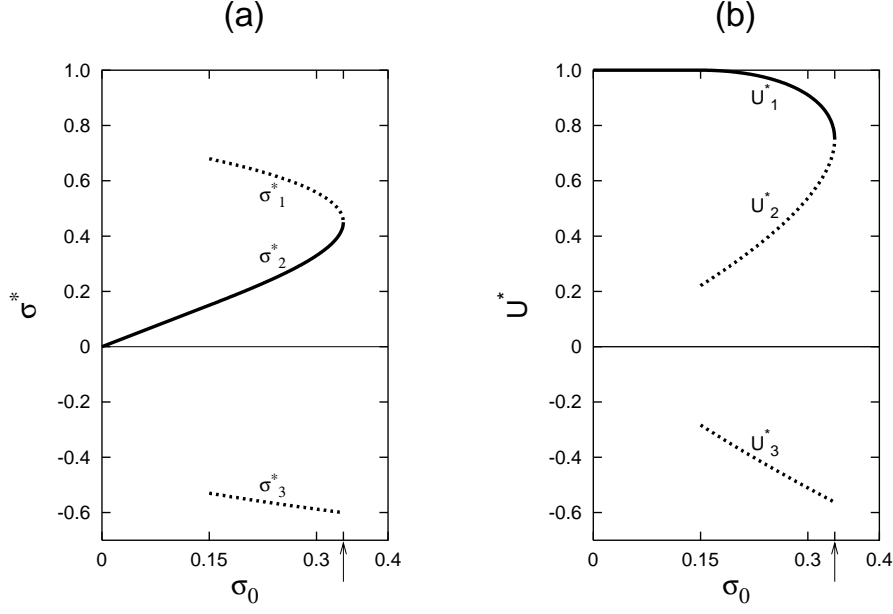


Figure 5: The fixed points of (a) the redistributed stress, and (b) the surviving fraction of fibers for the probability distribution of fiber strengths shown in Fig.4. In each part of the figure the curve for the stable fixed points is shown by a bold solid line and those for the unstable fixed points are shown by bold broken lines. We have $\sigma_L = 0.15$ and $\sigma_R = 0.75$, so that $\sigma_0^{\text{crit}} = 0.3375$; the position of the critical point is marked by an arrowhead. As in the previous case, for $\sigma_0 \leq \sigma_L$ the fixed points are trivial: since there are no broken fibers $\sigma^* = \sigma_0$ and $U^* = U_0 = 1$.

Of these fixed points Γ_2^* and U_1^* are stable whereas Γ_1^* , Γ_3^* and U_2^* , U_3^* are unstable (Fig.5).

Similar to the case in the previous section the discriminants of the cubic equations (34) and (35) become zero at a critical value σ_0^{crit} (or, Γ_0^{crit}) of the initial applied stress:

$$\begin{aligned} \Gamma_0^{\text{crit}} &= \frac{\sigma_0^{\text{crit}}}{\sigma_R - \sigma_L} \\ &= \frac{2}{27} \left[\Gamma_L (9 - \Gamma_L^2) + (3 + \Gamma_L^2)^{3/2} \right] \end{aligned} \quad (46)$$

and then each of the quantities Γ and U have one stable and one unstable fixed point. As before the critical point has the trivial lower bound:

$$\sigma_0^{\text{crit}} \geq \sigma_L. \quad (47)$$

The expression of Γ_0^{crit} in (46) shows that it approaches the lower bound as $\Gamma_L \rightarrow \infty$ which happens for finite values of σ_L and σ_R when $(\sigma_R - \sigma_L) \rightarrow 0$. It follows that the upper bound for the critical point is also trivial:

$$\sigma_0^{\text{crit}} \leq \sigma_R, \quad (48)$$

which is different from the condition (23) for the case of uniform distribution. At the critical point we get from (40) and (45):

$$\cos \Phi_{\text{crit}} = \cos \Theta_{\text{crit}} = -1 \quad (49)$$

or,

$$\Phi_{\text{crit}} = \Theta_{\text{crit}} = \pi. \quad (50)$$

The stable fixed points Γ_2^* and U_1^* are positive real-valued when $\Gamma_0 \leq \Gamma_0^{\text{crit}}$; thus the fiber bundle always reaches a state of mechanical equilibrium after partial failure under an initial applied stress $\sigma_0 \leq \sigma_0^{\text{crit}}$. For $\sigma_0 > \sigma_0^{\text{crit}}$ (or, $\Gamma_0 > \Gamma_0^{\text{crit}}$), Γ_2^* and U_1^* are no longer real-valued and the entire fiber bundle eventually breaks down. The transition from the phase of partial failure to the phase of total failure takes place when σ_0 just exceeds σ_0^{crit} and the order parameter for this phase transition too is defined as in (19):

$$\mathcal{O} \equiv \Re(U_1^* - U_2^*). \quad (51)$$

Close to the critical point but below it, we can write, from (45) and (50), that:

$$\begin{aligned} \pi - \Theta &\simeq \sin \Theta \\ &\simeq \frac{3\sqrt{3} \Gamma_0^{\text{crit}} (3 + \Gamma_L^2)^{3/4} (\Gamma_0^{\text{crit}} - \Gamma_0)^{1/2}}{[(\Gamma_L^2 - 1)^2 + 6\Gamma_L \Gamma_0^{\text{crit}}]^{3/2}} \end{aligned} \quad (52)$$

and the expressions for the fixed points in (41) and (42) reduce to the forms:

$$U_1^* \simeq U_{1-\text{crit}}^* + \frac{\Gamma_0^{\text{crit}} (3 + \Gamma_L^2)^{3/4}}{(\Gamma_L^2 - 1)^2 + 6\Gamma_L \Gamma_0^{\text{crit}}} (\Gamma_0^{\text{crit}} - \Gamma_0)^{1/2} \quad (53)$$

and

$$U_2^* \simeq U_{2-\text{crit}}^* - \frac{\Gamma_0^{\text{crit}} (3 + \Gamma_L^2)^{3/4}}{(\Gamma_L^2 - 1)^2 + 6\Gamma_L \Gamma_0^{\text{crit}}} (\Gamma_0^{\text{crit}} - \Gamma_0)^{1/2}, \quad (54)$$

where

$$U_{1-\text{crit}}^* = U_{2-\text{crit}}^* = \frac{1 - \Gamma_L^2}{3} + \frac{1}{3} \sqrt{(\Gamma_L^2 - 1)^2 + 6\Gamma_L \Gamma_0^{\text{crit}}} \quad (55)$$

is the stable fixed point value of the surviving fraction of fibers under the critical initial stress σ_0^{crit} . Therefore, following the definition of the order parameter in (51) we get from the above equation:

$$\mathcal{O} = \frac{2 \Gamma_0^{\text{crit}} (3 + \Gamma_L^2)^{3/4}}{(\Gamma_L^2 - 1)^2 + 6\Gamma_L \Gamma_0^{\text{crit}}} (\Gamma_0^{\text{crit}} - \Gamma_0)^{1/2}, \quad \Gamma_0 \rightarrow \Gamma_0^{\text{crit}} - . \quad (56)$$

On replacing the transformed variable Γ_0 by the original σ_0 , (56) shows that the order parameter goes to zero continuously following the same power-law

as (20) in the previous case when σ_0 approaches its critical value from below. Since U_1^* and U_2^* form a pair of complex conjugate solutions of the cubic equation (35) for $\sigma_0 > \sigma_0^{\text{crit}}$ (or, $\Gamma_0 > \Gamma_0^{\text{crit}}$), the value of the order parameter is zero in the phase of total failure.

Similarly the susceptibility diverges by the same power-law as in (24) on approaching the critical point from below:

$$\chi = \left| \frac{dU_1^*}{d\sigma_0} \right| \propto (\Gamma_0^{\text{crit}} - \Gamma_0)^{-1/2}, \quad \Gamma_0 \rightarrow \Gamma_0^{\text{crit}} - . \quad (57)$$

The critical dynamics of the fiber bundle is given by the asymptotic closed form solution of the recurrence (33) for $\Gamma_0 = \Gamma_0^{\text{crit}}$:

$$U_t - U_{1-\text{crit}}^* \sim \left[\frac{(U_{1-\text{crit}}^*)^4}{3(\Gamma_0^{\text{crit}})^2 - 2\Gamma_L \Gamma_0^{\text{crit}} U_{1-\text{crit}}^*} \right] \frac{1}{t}, \quad t \rightarrow \infty, \quad (58)$$

where Γ_0^{crit} and $U_{1-\text{crit}}^*$ are given in (46) and (55) respectively. This shows that the asymptotic relaxation of the surviving fraction of fibers to its stable fixed point under the critical initial stress has the same inverse of time form as found in the case of uniform density of fiber strengths (28).

5 Critical properties for linearly decreasing density of fiber strengths

Contrary to the case of the previous section we now consider a fiber bundle where the random threshold values are distributed with a linearly decreasing density in the interval $[\sigma_L, \sigma_R]$, $\sigma_R > \sigma_L$. Instead of (29) and (30) we now have the following normalised density function and probability distribution (illustrated in Fig.6):

$$\rho(\sigma_{\text{thresh}}) = \begin{cases} 0, & 0 \leq \sigma_{\text{thresh}} < \sigma_L \\ \frac{2(\sigma_R - \sigma_{\text{thresh}})}{(\sigma_R - \sigma_L)^2}, & \sigma_L \leq \sigma_{\text{thresh}} \leq \sigma_R \\ 0, & \sigma_R < \sigma_{\text{thresh}} \end{cases} \quad (59)$$

and

$$P(\sigma_{\text{thresh}}) = \begin{cases} 0, & 0 \leq \sigma_{\text{thresh}} < \sigma_L \\ 1 - \left(\frac{\sigma_R - \sigma_{\text{thresh}}}{\sigma_R - \sigma_L} \right)^2, & \sigma_L \leq \sigma_{\text{thresh}} \leq \sigma_R \\ 1, & \sigma_R < \sigma_{\text{thresh}} \end{cases} \quad (60)$$

With the transformed quantities defined in (31) the recurrences (5) and (6) for $\sigma_L \leq \sigma_0 \leq \sigma_R$ appear as:

$$\Gamma_{t+1} = \frac{\Gamma_0}{(1 + \Gamma_L - \Gamma_t)^2} \quad (61)$$

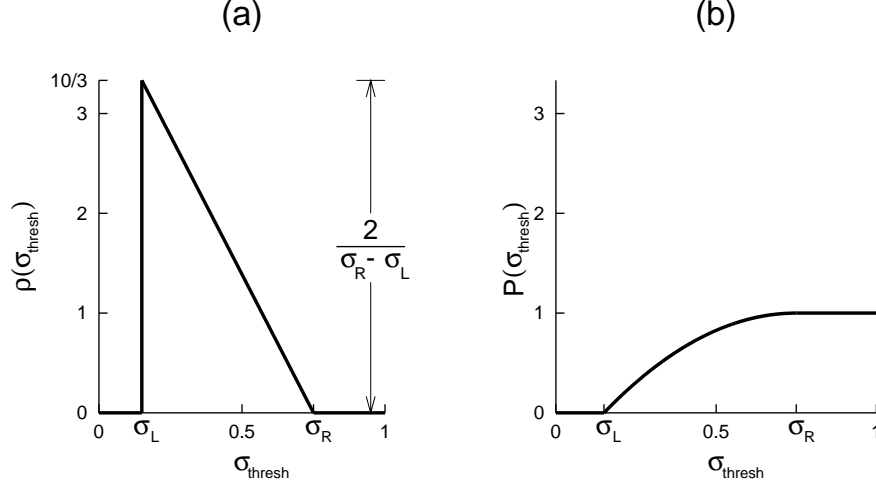


Figure 6: (a) The density function ρ and (b) the probability distribution P of random fiber strengths σ_{thresh} distributed with linearly decreasing density in the interval $[\sigma_L, \sigma_R]$. Similar to the cases shown in Fig.2 and Fig.4 we have $\sigma_L = 0.15$ and $\sigma_R = 0.75$ in this example also.

and

$$U_{t+1} = \left(1 + \Gamma_L - \frac{\Gamma_0}{U_t}\right)^2, \quad U_0 = 1. \quad (62)$$

The fixed point equations are again cubic:

$$(\Gamma^*)^3 - 2(1 + \Gamma_L)(\Gamma^*)^2 + (1 + \Gamma_L)^2 \Gamma^* - \Gamma_0 = 0, \quad (63)$$

$$(U^*)^3 - (1 + \Gamma_L)^2 (U^*)^2 + 2(1 + \Gamma_L) \Gamma_0 U^* - \Gamma_0^2 = 0 \quad (64)$$

and they have the following solutions:

$$\Gamma_1^* = \frac{2}{3}(1 + \Gamma_L) + 2K' \cos \frac{\Phi'}{3}, \quad (65)$$

$$\Gamma_2^* = \frac{2}{3}(1 + \Gamma_L) - K' \cos \frac{\Phi'}{3} + \sqrt{3}K' \sin \frac{\Phi'}{3}, \quad (66)$$

$$\Gamma_3^* = \frac{2}{3}(1 + \Gamma_L) - K' \cos \frac{\Phi'}{3} - \sqrt{3}K' \sin \frac{\Phi'}{3}, \quad (67)$$

where

$$K' = \frac{1 + \Gamma_L}{3}, \quad (68)$$

$$\cos \Phi' = \frac{27\Gamma_0}{2(1+\Gamma_L)^3} - 1 \quad (69)$$

and

$$U_1^* = \frac{(1+\Gamma_L)^2}{3} + 2J' \cos \frac{\Theta'}{3}, \quad (70)$$

$$U_2^* = \frac{(1+\Gamma_L)^2}{3} - J' \cos \frac{\Theta'}{3} + \sqrt{3}J' \sin \frac{\Theta'}{3}, \quad (71)$$

$$U_3^* = \frac{(1+\Gamma_L)^2}{3} - J' \cos \frac{\Theta'}{3} - \sqrt{3}J' \sin \frac{\Theta'}{3}, \quad (72)$$

where

$$J' = \frac{1}{3} \sqrt{(1+\Gamma_L)^4 - 6(1+\Gamma_L)\Gamma_0}, \quad (73)$$

$$\cos \Theta' = \frac{(1+\Gamma_L)^3 [(1+\Gamma_L)^3 - 9\Gamma_0] + 27\Gamma_0^2/2}{[(1+\Gamma_L)^4 - 6(1+\Gamma_L)\Gamma_0]^{3/2}}. \quad (74)$$

Here Γ_3^* and U_1^* are stable fixed points while the rest are unstable (Fig.7).

The discriminants of (63) and (64) show that the critical applied stress in this case, $\sigma_0^{\text{crit} \prime}$ (or, $\Gamma_0^{\text{crit} \prime}$), is given by:

$$\Gamma_0^{\text{crit} \prime} = \frac{\sigma_0^{\text{crit} \prime}}{\sigma_R - \sigma_L} = \frac{4}{27} (1+\Gamma_L)^3 \quad (75)$$

or,

$$\sigma_0^{\text{crit} \prime} = \frac{4\sigma_R^3}{27(\sigma_R - \sigma_L)^2}. \quad (76)$$

In order to satisfy the condition $\sigma_0^{\text{crit} \prime} \geq \sigma_L$, it requires from (76) that

$$\sigma_R \geq 3\sigma_L, \quad (77)$$

which imposes an upper bound:

$$\sigma_0^{\text{crit} \prime} \leq \frac{\sigma_R}{3}. \quad (78)$$

Like before, for $\Gamma_0 \leq \Gamma_0^{\text{crit} \prime}$ the stable fixed points are real-valued, which indicates that only partial failure of the fiber bundle takes place before a state of mechanical equilibrium is reached; for $\Gamma_0 > \Gamma_0^{\text{crit} \prime}$ the fixed points are not real and a phase of total failure exists. The order parameter \mathcal{O} of the transition is given by the definition in (51).

For $\Gamma_0 = \Gamma_0^{\text{crit} \prime}$ we get the following properties from (69), (70), (71) and (74):

$$U_{1-\text{crit}}^* = U_{2-\text{crit}}^* = \frac{4}{9} (1+\Gamma_L)^2; \quad (79)$$

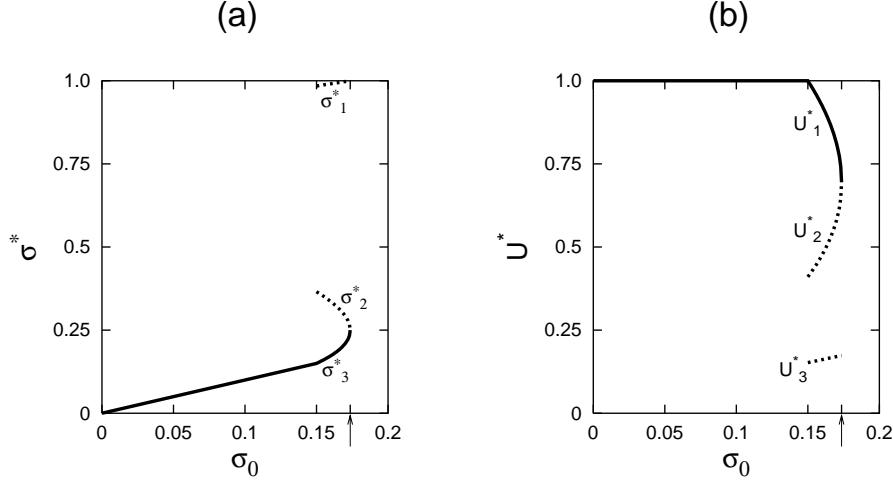


Figure 7: The fixed points of (a) the redistributed stress, and (b) the surviving fraction of fibers for the probability distribution of fiber strengths shown in Fig.6. The curve for the stable fixed points is shown by a bold solid line and those for the unstable fixed points are shown by bold broken lines. In this example too we have $\sigma_L = 0.15$ and $\sigma_R = 0.75$; here $\sigma_0^{\text{crit}} = 0.173611$, marked by an arrowhead. The critical point is located lower than that in Fig.5 due to abundance of fibers of lower strengths compared to the previous case.

$$\cos \Theta'_{\text{crit}} = -1 \quad \text{or,} \quad \Theta'_{\text{crit}} = \pi \quad (80)$$

and

$$\cos \Phi'_{\text{crit}} = 1 \quad \text{or,} \quad \Phi'_{\text{crit}} = 0. \quad (81)$$

Comparing (81) and (80) with (50) we see that the critical values of Θ and Θ' are the same whereas those of Φ and Φ' differ by π radians.

Near the critical point, but below it, we get from (70) and (71):

$$U_1^* \simeq U_{1-\text{crit}}^* + \frac{4}{3} (1 + \Gamma_L)^{1/2} (\Gamma_0^{\text{crit}'} - \Gamma_0)^{1/2} \quad (82)$$

and

$$U_2^* \simeq U_{2-\text{crit}}^* - \frac{4}{3} (1 + \Gamma_L)^{1/2} (\Gamma_0^{\text{crit}'} - \Gamma_0)^{1/2}. \quad (83)$$

Therefore, by the definition of the order parameter in (51) and that of the susceptibility in (57), we get in this case $\mathcal{O} \propto (\Gamma_0^{\text{crit}'} - \Gamma_0)^{1/2}$ and $\chi \propto (\Gamma_0^{\text{crit}'} - \Gamma_0)^{-1/2}$, $\Gamma_0 \rightarrow \Gamma_0^{\text{crit}'} -$. These power laws have the same exponents as the corresponding ones in the previous cases and differ from those only in the critical point and the critical amplitude.

At the critical point the asymptotic relaxation of the surviving fraction of fibers to its stable fixed point [obtained as an asymptotic solution to (62)] is again found to be a power law decay similar to (28) and (58):

$$\begin{aligned} U_t - U_{1-\text{crit}}^* &\sim \frac{4}{3} \frac{U_{1-\text{crit}}^*}{t}, & t \rightarrow \infty \\ &\sim \frac{16}{27} (1 + \Gamma_L)^2 \frac{1}{t}. \end{aligned} \quad (84)$$

The critical behaviour of the model reported in this and the previous two sections suggests that the power laws found here are independent of the form of the probability distribution P .

Here we mention a remarkable relation between the critical values of the applied stress for a special case of the two kinds of linear densities of fiber strengths considered in this and the previous section: if $\sigma_L = 0$, we get from (46) and (75) that $\sigma_0^{\text{crit}}/\sigma_R = \sqrt{4/27}$ and $\sigma_0^{\text{crit}'}/\sigma_R = 4/27$ respectively; therefore we have $\sigma_0^{\text{crit}'}/\sigma_R = (\sigma_0^{\text{crit}}/\sigma_R)^2$.

6 Discussion

In this paper we have studied the failure of a dynamic fiber bundle model under an applied stress. The model is a simple dynamical system that shows an irreversible phase transition. We have determined the static and dynamic critical exponents associated with the phase transition. Since the model has been defined without any fluctuations in the local density of fiber strengths or in the load sharing, this is equivalent to a mean-field theory. We have defined a new order parameter in (19) which shows that the transition is of second-order. It is supported by facts which are characteristic of second-order transitions: the susceptibility diverges at the critical point and the decay of surviving fraction of fibers with time at the critical point follows a power-law. Besides, the relaxation time of the bundle diverges from both sides of the critical point: for an initial stress infinitesimally below the critical point the surviving fraction of fibers will take an infinite time to reach its stable fixed point, whereas infinitesimally above the critical point it will take an infinite time to get past the fixed point. In a previous study of a special case of the model with uniform distribution of fiber strengths with $\sigma_L = 0$ and $\sigma_R = 1$ we had used $U^* - U_{\text{crit}}^*$ as the order parameter [18]; this has the difficulty that $U^* - U_{\text{crit}}^*$ becomes a complex quantity for $\sigma_0 > \sigma_0^{\text{crit}}$.

By obtaining the same critical behaviour for three different probability distributions of fiber strengths, we are inclined to conclude that the critical exponents are universal. The universality of the critical exponent for susceptibility was reported in earlier works on fiber bundle models [12, 15, 16]. Finally we compare the fiber bundle model studied in this paper with the mean-field Ising model. Though the order parameter exponent (equal to $\frac{1}{2}$)

of this model is identical to that of the mean-field Ising model the two models are not in the same universality class. The susceptibility in these models diverge with critical exponents $\frac{1}{2}$ and 1 respectively on approaching the critical point. The dynamical critical exponents are not the same either: in this fiber bundle model the surviving fraction of fibers decays to its stable fixed point as t^{-1} , whereas the magnetization of the mean-field Ising model at the critical temperature decays to zero as $t^{-1/2}$.

References

- [1] H. E. Daniels, Proc. R. Soc. London, Ser. A **183**, 405 (1945).
- [2] D. Sornette, J. Phys. A: Math. Gen. **22**, L243 (1989).
- [3] P. C. Hemmer, A. Hansen, J. Appl. Mech. **59**, 909 (1992).
- [4] S-d. Zhang, E-j. Ding, Phys. Rev. B **53**, 646 (1996).
- [5] S-d. Zhang, Phys. Rev. E **59**, 1589 (1999).
- [6] B. D. Coleman, J. Appl. Phys. **29**, 968 (1958).
- [7] W. I. Newman, S. L. Phoenix, Phys. Rev. E **63**, 021507 (2001).
- [8] L. Moral, Y. Moreno, J. B. Gomez, A. F. Pacheko, Phys. Rev. E **63**, 066106 (2001).
- [9] A. Hansen, P. C. Hemmer, Phys. Lett. A **184**, 394 (1994).
- [10] M. Kloster, A. Hansen, P. C. Hemmer, Phys. Rev. E **56**, 2615 (1997).
- [11] S. Zapperi, P. Ray, H. E. Stanley, A. Vespignani, Phys. Rev. Lett. **78**, 1408 (1997).
- [12] J. V. Andersen, D. Sornette, K-t Leung, Phys. Rev. Lett. **78**, 2140 (1997).
- [13] Y. Moreno, J. B. Gomez, A. F. Pacheko, Phys. Rev. Lett. **85**, 2865 (2000).
- [14] S. Pradhan, B. K. Chakrabarti, Phys. Rev. E **65**, 016113 (2002).
- [15] R. da Silveira, Phys. Rev. Lett. **80**, 3157 (1998).
- [16] R. da Silveira, Am. J. Phys. **67**, 1177 (1999).
- [17] R. M. May, Nature **261**, 459 (1976).
- [18] S. Pradhan, P. Bhattacharyya, B. K. Chakrabarti, Phys. Rev. E (in press); e-print cond-mat/0201067.