

Geography in a Scale-Free Network Model

C. P. Warren^{1†}, L. M. Sander^{1‡}, and I.M. Sokolov^{2*}

¹*Michigan Center for Theoretical Physics, Department of Physics, University of Michigan, Ann Arbor, Michigan, 48109-1120*

²*Institut für Physik, Humboldt-Universität zu Berlin, Invalidenstr. 110, D-10115 Berlin, Germany.*

(December 2, 2024)

Abstract

We offer an example of an network model with a power law degree distribution, $P(k) \sim k^{-\alpha}$, for nodes but which nevertheless has a well-defined geography and a nonzero threshold percolation probability for $\alpha > 2$, the range of real-world contact networks. This is different from the $p_c = 0$ for $\alpha < 3$ results for the original well-mixed scale-free networks. In our *lattice-based scale-free network*, individuals link to nearby neighbors on a lattice. Even considerable additional small-world links do not change our conclusion of nonzero thresholds. When applied to disease propagation, these results suggest that random immunization may be more successful in controlling human epidemics than previously suggested if there is geographical clustering.

PACS numbers: 87.23.Cc, 89.75.Hc, 05.40.-a, 64.60.Ak

I. INTRODUCTION

The idea that a scale-free network has a zero percolation threshold [1,2], $p_c = 0$, has sparked a good deal of interest lately [3–6]. In this paper, we offer an example of a scale-free network (in the sense of a power law degree distribution) that has very different properties than the original Barabasi-Albert (BA) network. We find that replacing the preferential attachment and well-mixed structure of the BA network with two-dimensional (2d) clustering makes the percolation threshold nonzero. Further, percolation on our network can be mapped onto the problem of SIR epidemic propagation [7,8]. Thus, these percolation results have practical implications for the control of real world epidemics. Specifically, in contrast to recent claims [6,9], a random immunization program might successfully eradicate an epidemic on a scale-free network, such as a sexually transmitted disease. Furthermore, we will show that the addition of a sizable number of random links, or small worlds bonds, to the lattice does not change the result of a nonzero percolation threshold in our network.

In our network model, nodes are embedded on a 2d lattice. They asymptotically have a power law distribution of degree k , $P(k) \sim k^{-\alpha}$, but they connect to *the k nearest neighbors on the lattice*, not randomly chosen nodes. The relevance of this to disease propagation is that for epidemics such as sexually transmitted diseases (STDs) and many other human diseases it is known that the number of contacts of different individuals differs over a wide range. The distributions of the numbers of sexual contacts have been traced in several studies [10] and are known to show fat tails which approximate power-law behavior: The number of sexual partners of an individual k during a year is distributed according a power law with $2 < \alpha < 3$ [11]. These distributions possess a mean value, $\bar{k} < \infty$, but they lack a dispersion and thus show large, universal fluctuations.

To model such behavior, Pastor-Satorras and Vespignani as well as Lloyd and May [4,5] have proposed a scale-free network with preferential attachment to already highly connected nodes, or hubs. In the original model due to Barabasi and Albert [12], the network grows sequentially: Each newly introduced node brings m proper bonds; each of them is attached

to one of the n nodes already existing; and the probability of attachment is proportional to the number k_i of the already existing bonds of this node. This model leads naturally to a power-law probability distribution of the degree of the node (number of its bonds), $P(k) \propto k^{-3}$. Infection propagation on a scale-free network was considered in Pastor-Satorras and Vespignani [4,?]. They find that a scale-free network is very robust against the random removal, or immunization, of the nodes. A giant component still persists even if almost all nodes in the system are eliminated, i.e. the critical threshold $p_c = 0$ for all $\alpha \leq 3$.

Asserting that the network of human sexual contacts has the scale-free construction and structure of the BA model would have important consequences for controlling the epidemics of sexually transmitted diseases: The immunization of the large part of the population would be a useless measure. Instead, one would have to concentrate on the most active agents, which may be hard to identify.

Although it may be a reasonable model for growing technological networks, such as the World Wide Web, where physical distance is not an issue, the scale-free construction appears to us to be unnatural as a model for the disease transmission. Its “well-mixed” spanning character and the absence of any underlying metric (i.e. the impossibility of definition of a geographical “neighborhood”) are unrealistic. (In simple terms, although some people often use airplanes, a large portion of the Earth’s population does not.) Sexual contacts may have well-mixed properties *locally* within a neighborhood, town or city, but in general not globally. For nearly the entire population, physical distance at some scale matters. There is no reason that the topology (a structure of connections) of a network of sexual contacts is the same as that of the World Wide Web.

Eguiluz and Klemm [13] recently offered a different example of a scale-free network with nonzero SIS epidemic thresholds for $\alpha = 3$. In our model, nonzero thresholds are present for any $\alpha > 2$, so it addresses the region of interest. Also, in their model, nodes with a particular degree, or number of links, are more likely to mix with those of a unlike degree. In their otherwise well-mixed network, highly-connected nodes are more likely to connect with sparsely-connected nodes, and vice versa. This is a disassortative, or degree-anticorrelated,

network. However, Newman [14] argues that social interaction networks are assortative (i.e. degree-correlated) as discussed later. In our network, just like the BA network, there is *no* degree correlation. Instead, the nonzero threshold comes from the underlying local 2d clustering structure that would seem naturally present in real epidemics, structure that is not present in Eguiluz and Klemm’s model. Rosenfeld, Cohen, ben-Avraham and Havlin [15] have a method of embedding a scale-free network into a 2d lattice that is similar to ours but not identical, and they explore the dimensional properties of their network.

II. MODEL: BOND PERCOLATION WITH VARIABLE NUMBER OF LINKS

The basic version of our model on a lattice preserves the local geometrical properties of a 2d lattice. For that reason, we call it a *lattice-based scale-free network*. Our model is a variant of an old two-dimensional circle model of continuum percolation (a lattice-based “inverse Swiss cheese” model [16] with variable radius of “holes”). Starting from the sites on the lattice we assign each node its number k_i of proper bonds defining its “radius of action” R and connect it to all the nodes within the radius R . The distribution of the radii is taken so that the number of proper bonds, the bonds put down within R , follows the $k^{-\alpha}$ -law for large k and cuts off at the nearest neighbor distance. In d dimensions, if the number of proper bonds of a site is to be distributed according to $P(k) \propto k^{-\alpha}$, it follows that $\Pi(R) \simeq R^{-\beta}$ with $R \geq 1$ and $\beta = d(\alpha - 1) + 1$. Nodes having a bond in common are considered connected. The bond ij connecting nodes i and j is counted only once, whether it belongs to the set of the proper bonds of node i , of node j , or both. Note that in our model α and β are parameters; they do not arise naturally as in the BA network.

First, we show that the mean number of bonds per node in our model has the same asymptotic power-law behavior as the distribution of the number of the proper bonds if $\alpha > 2$. We calculate the mean number of bonds connecting a node i to nodes j outside R_i . This is also given by the mean number of the nodes at distance $r > R_i$ from the given one for which $R_j > r$. The probability to find R_j larger than r is $\int_r^\infty \Pi(r') dr'$. Thus, the mean

number of nodes connected to i from outside is

$$M_{R_i} = \int_{R_i}^{\infty} dr S_d r^{d-1} \int_r^{\infty} \Pi(R_j) dR_j.$$

where S_d is the surface of the d -dimensional unit sphere ($S_1 = 1$, $S_2 = 2\pi$, etc.). In general, taking $\Pi(R_j) \simeq R_j^{-d\alpha+d-1}$,

$$M_{R_i} \simeq R_i^{-d(\alpha-2)}$$

which tends to zero for large R_i , as long as the mean number of bonds per node exists (i.e. $\alpha > 2$). Note that the number $M_R = \sum_{n=1}^{\infty} n q_n$ (where q_n is the probability that a node considered has exactly n bonds outside of R) is larger than the probability $Q_R = \sum_{n=1}^{\infty} q_n$ to have at least one bond coming from outside R , and thus for $\alpha > 2$, Q_R tends to zero as R grows. This means that the probability distribution of the number of the “proper” bonds and the actual number of the bonds of a node follow the same asymptotic pattern for k large. The mean number of bonds per node is given by $\bar{k} = \int_0^{\infty} (S_d R^{d-1} + M(R)) \Pi(R) dR$ and converges for $\alpha > 2$.

Now, consider bond percolation on this network. Beginning with a 2d square grid of N bare nodes, randomly add Np disks (i.e. choose radii R_i from $\Pi(R_i)$ and fill up the proper bonds to the nodes that don’t yet have them). For what α will there be a nonzero percolation threshold, $p_c > 0$?

We note that percolation on our network differs from conventional lattice percolation or continuum percolation in that for any finite lattice there is a possibility of a node having a radius of action so large that it spans the entire $L \times L$ lattice. The probability of drawing such a giant disk scales as $P_{giant} = Prob(r \geq L) \sim L^{1-\beta}$. The average number of disks put down before such a giant disk is encountered is approximately $1/P_{giant}$. In d dimensions, that number corresponds to $p^* L^d$ disks, where p^* is the average threshold for adding a giant disk on an $L \times L$ lattice. Thus, $1/P_{giant} = p^* L^d$ and solving for the average threshold p^* for an $L \times L$ lattice, we obtain

$$p^* \sim L^{\beta-1-d} = L^{d(\alpha-2)}, \tag{1}$$

so that $p^* \rightarrow 0$ as $L \rightarrow \infty$ for $\alpha < 2$. Since adding a giant disk is only one of several ways of spanning the lattice, p^* is an upper bound for the percolation probability p_c . Thus, $p_c(L) \rightarrow 0$ as $L \rightarrow \infty$ for $\alpha < 2$ as well.

The general SIR (Susceptible-Infected-Recovered) model of the infection propagation on a simple lattice can be mapped on to the percolation problem on that same lattice [7,8,17]. The bonds present in the percolation problem correspond to successful propagation of the disease from an infected individual to a susceptible. Thus, a subcritical cluster in the percolation problem corresponds to a subcritical epidemic, an epidemic that dies out. Infection propagation is possible (i.e. a giant component of a graph exists) if a finite fraction of the individuals are infected.

Nodes without disks might be thought of as “immune”, but the analogy is not complete. Since we are doing bond percolation, nodes are always present. “Immune” nodes will lack the proper bonds, but they can still have outside bonds, which would not be the case for a truly immune individual. Thus, our model will actually *underestimate* the true epidemic threshold. Consider the difference in the simple example of two disks shown in Fig. 1. In our model, just the presence of those two disks would mean that the epidemic spans. Thus, for this simple example, $p_c = 2/64 = 1/32$. In the proper epidemic model, one would need an additional susceptible node in the overlap of the two disks for the epidemic to be able to span the lattice. Thus, $p_c > 1/32$. The correspondence of our disk model to an epidemic on a scale-free network is not perfect but adequate for our purposes.

III. SIMULATION

We found percolation thresholds using the Newman-Ziff algorithm [18]. Disks were randomly added to an $L \times L$ lattice at different sites until a cluster spanned the lattice. Figure 2 shows the average percolation threshold $p_c(L)$ as a function of $1/L$. It appears from the plot that there is a finite percolation threshold for not just $\alpha > 3$ but $2 < \alpha < 3$ as well, the region of interest for real world epidemics. Thus, if these real world epidemic are not well

mixed but rather dominated by local geometry, they will have a finite threshold. For $\alpha < 2$, the results are consistent with $p_c = 0$ and seem to scale according to Eq. (1) for sufficiently large L . The transition is gradual.

In comparing simulations, we find that $p^*(L)$ is significantly larger than $p_c(L)$, even for $\alpha = 1.6$. However, as one can see from Fig. 2, the slopes of $p_c(L)$ and $p^*(L)$ as a function of lattice size match fairly well for $\alpha \leq 1.9$.

IV. SMALL WORLD LINKS

Consider now the same model with small world links, bonds that connect two randomly chosen nodes, added as well. In the context of disease propagation, this is included to model infrequent, distant contacts – occasional airline travel, as it were. Suppose Np disks are present along with $Np\phi$ random links as well. How do these additional links affect the percolation threshold? On a lattice with small world links, the simple spanning criterion of conventional lattice percolation is not appropriate. Random links may possibly connect two sites on opposite boundaries at a low concentration with no infections between, but this is hardly captures the idea of a sustained epidemic. As we argued previously [8], the proper criterion for the percolation threshold is when the fraction of the lattice occupied by the largest cluster $M(p)$ becomes a finite fraction of the $L \times L$ lattice as $L \rightarrow \infty$. We use finite size scaling on $M(p, L)$ to find this value as in [8]. Fig. 3 shows simulation results for the percolation threshold $p_{SW}(\phi)$ for the disk lattice with small world bonds as a function of the fraction of added random links ϕ . Clearly, for $\alpha > 2$, the addition of even a sizable number of small world links does not result in $p_c = 0$.

One approach to finding the percolation threshold on a small world lattice is to ignore the random links and consider the subcritical clusters of the lattice as nodes on a random network [8,17]. The random links become the links for this random network. Using this approach, the percolation threshold for a random network with A nodes and B bonds is $A = 2B$. If \bar{n} is the average subcritical cluster size, there will be $A = N/\bar{n}$ nodes on such a

network and $B = Np\phi$ bonds. The subcritical percolation clusters will scale as $\bar{n} \propto |p - p_c|^{-\gamma}$ [19], where p_c is the threshold without random links and γ is a characteristic exponent. We can estimate a new threshold $p_{SW}(\phi)$ for the small world lattice implicitly from the relation

$$\phi = \frac{K|p_{SW} - p_c|^\gamma}{p_{SW}}, \quad (2)$$

where K is a nonuniversal constant. What is γ ? For conventional 2d lattice percolation, $\gamma = 43/18 \approx 2.39$. As shown in Figure 3, eq. (2) with the 2d value for γ work quite well for $\alpha \geq 3$. The $\phi = 0.316$ data point was used to calculate K .

For smaller α , specifically the measured exponent of $\alpha = 2.5$ for females in the Swedish sexual network [11], this approximation breaks down. One possibility for this breakdown is an incorrect value of γ . Perhaps the presence of more large disks changes γ . Using the $\phi = 0.0316$ and $\phi = 0.1$ data points, a value of $\gamma = 1.94$ was calculated, but the fit is still inadequate. Some crossover seems to be occurring which we do not understand. We believe the most likely explanation is that implicit in the nodes-on-a-random-graph approximation is the assumption that the subcritical islands are equally likely to be chosen by the random links. However, if there are several large subcritical islands on the lattice, this assumption apparently breaks down. These large islands gain more attachments but not enough to reduce the percolation threshold to zero.

V. DISCUSSION

The primary reason for the difference between the BA model and our model is the distance and number of connections between the highly connected hubs. With the preferential attachment of the BA model, nodes are more likely to attach to hubs and particularly connect two hubs, offering numerous *very short* network paths between hubs and thus to a sizable portion of the population. These numerous pathways between make percolation more likely.

In contrast, the local clustering of geography in our model lengthens the network pathways between hubs. A disease on our network would be much easier to control. Similarly,

as also mentioned by Newman [14] in an degree anticorrelated network, highly connected nodes are more likely to be connected to sparsely connected nodes, thus lengthening the network distance between the hubs. A moderate number of random links in our model will not change these results even though these links are effectively preferentially attached. This is because the bulk of the attachments are made through local clustering not preferential attachment. At any rate, in order to characterize the percolation properties of a scale-free network, one needs to know more than the degree distribution and the degree correlation distribution.

Newman [14] notes that social networks tend to be assortative or degree-correlated, and he concludes that because of this they may not be conducive to immunization efforts. However, the networks that he cites are career-related collaborations such as movies and coauthorships, which may not reflect the nature of the network of physical interaction that would be relevant to disease propagation. In addition, with 2d local clustering we have provided an alternative reason that immunization efforts may indeed be fruitful as in the case of other highly infectious diseases such as polio and smallpox.

CPW is supported by a Rackham Interdisciplinary and Collaborative Research Grant.

REFERENCES

[†] Electronic address: warrencp@umich.edu

[‡] Electronic address: lsander@umich.edu

^{*} Electronic address: igor.sokolov@physik.hu-berlin.de

- [1] R. Cohen, K. Erez, D. ben-Avraham, and S. Havlin, Phys. Rev. Lett. **85**, 4626 (2000).
- [2] D.S. Callaway, M.E.J. Newman, S.H. Strogatz and D.J. Watts, Phys. Rev. Lett. **85**, 5468 (2000).
- [3] A.L. Lloyd and R.M. May, Science **292**, 1316 (2001).
- [4] R. Pastor-Satorras and A. Vespignani, Phys. Rev. E **63**, 066117 (2001).
- [5] R.M. May and A.L. Lloyd, Phys. Rev. E **64**, 066112 (2001).
- [6] R. Pastor-Satorras and A. Vespignani, Phys. Rev. E **65**, 036104 (2002).
- [7] P. Grassberger, Math. Biosci. **63**, 157(1983).
- [8] Warren, C.P., L.M. Sander and I.M. Sokolov, Math. Biosciences (in print).
- [9] Z. Dezso and A-L. Barabasi, Phys. Rev. E **65**:055103 (2002).
- [10] R.M. Anderson and R.M. May, Nature **333**, 514 (1988); K. Wellings, J. Field, J. Wadsworth, A.M. Johnson, R.M. Anderson and S.A. Bradshaw, Nature **348**, 276 (1990); A.M. Johnson, J. Wadsworth, K. Wellings, S.A. Bradshaw, J. Field, Nature **360**, 410 (1992); M. Morris, Nature **365**, 437 (1993)
- [11] F. Liljeros, C. R. Edling, L. A. Nunes Amaral , H. Stanley , and Y. Aberg, Nature **411**, 907 (2001)
- [12] A-L. Barabasi and R. Albert, Science **286**, 509 (1999).
- [13] V.M. Eguiluz and K. Klemm, cond-mat/0205439.

- [14] M.E.J. Newman, cond-mat/0205405.
- [15] A.F. Rozenfeld, R. Cohen, D. ben-Avraham and S. Havlin, cond-mat/0205613.
- [16] S. Feng, B.I. Halperin and P.N. Sen. Phys. Rev. B **35**, 197 (1987).
- [17] Newman, M.E.J. and D.J. Watts, Phys. Rev. E **60**, 7332 (1999).
- [18] M.E.J. Newman and R.M. Ziff, Phys. Rev. E **64**, 016706 (2001).
- [19] Aharony, A. and D. Stauffer, Introduction to Percolation Theory, Taylor & Francis, Bristol,PA. and London, 1994.

FIGURES

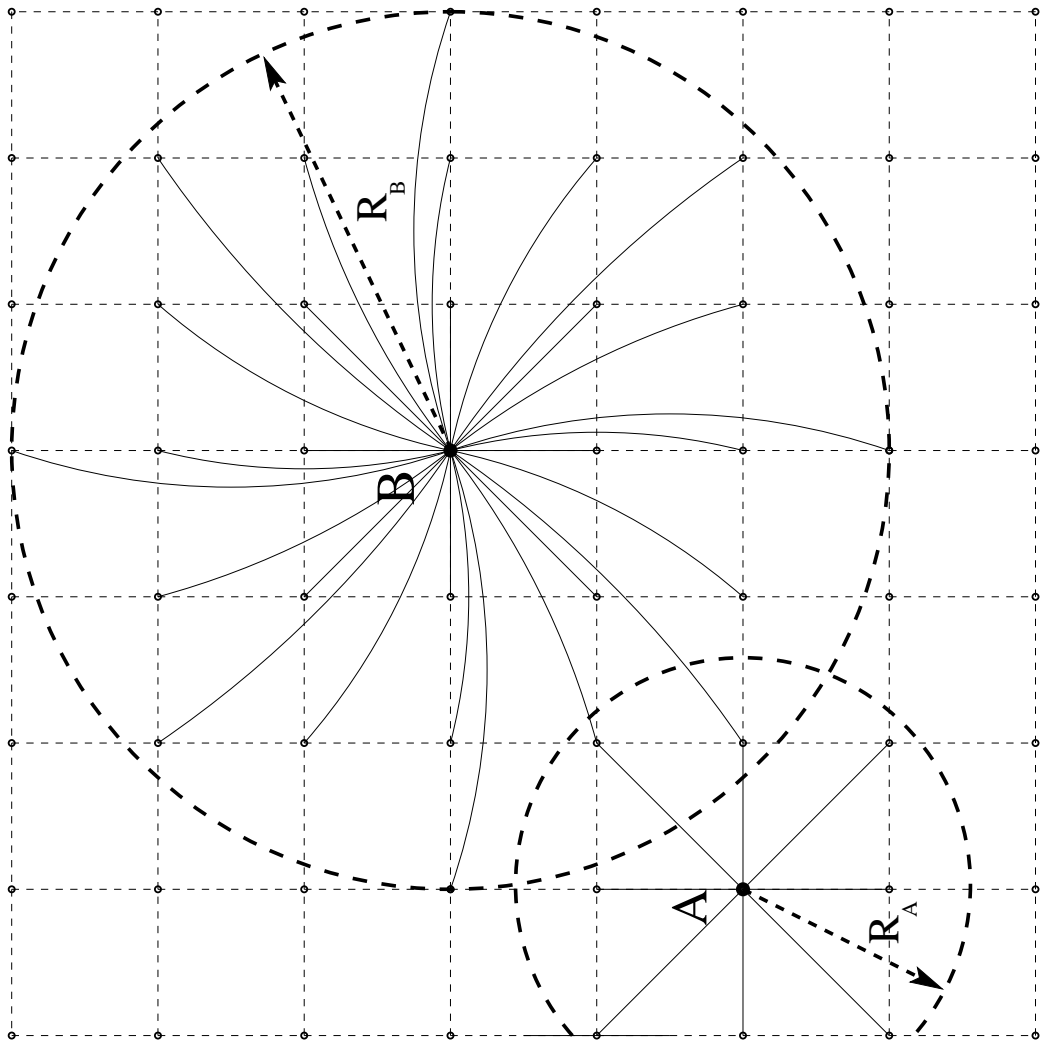


FIG. 1. An example of the basic model. One disk with radius R_A is centered around node A , and another with radius R_B is centered about B . All nodes within each disk are attached to the central node. The bonds of these two disks span the 8 x 8 lattice from left to right.

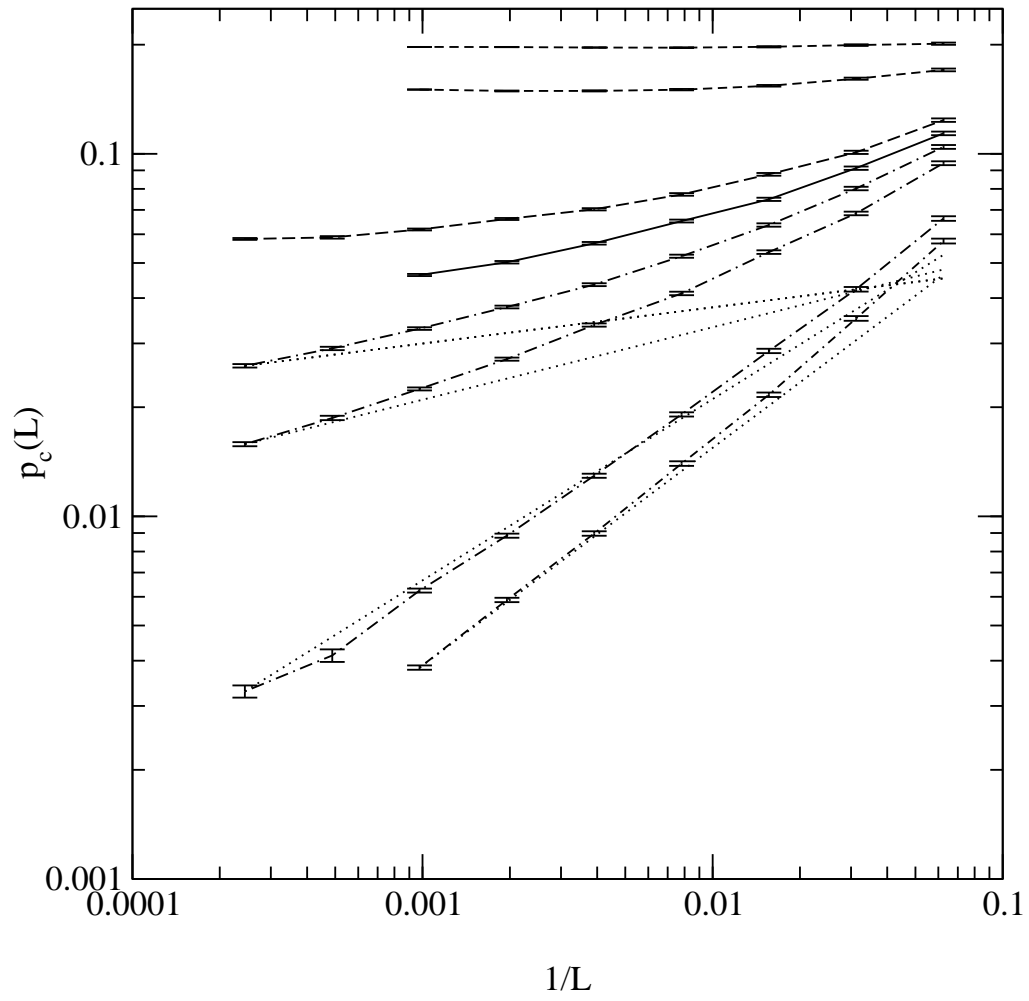


FIG. 2. Percolation threshold on an $L \times L$ lattice as a function of $1/L$ for various powers α in the lattice-based scale-free model showing an apparent change in behavior at $\alpha = 2$. From top to bottom, the dashed lines are $\alpha = 2.5, 2.3$, and 2.05 , the solid line is $\alpha = 2$, and dash-dot lines are $\alpha = 1.95, 1.9, 1.75$, and 1.7 . 2000 simulations were run for $L \leq 1024$ data points, and 1000 were run for $L > 1024$ data points. The dotted lines are the *slopes* of p^* for the presence of giant spanning disks. These lines are fitted either to $L = 1024$ or $L = 2048$, and they are not p^* , which is significantly larger.

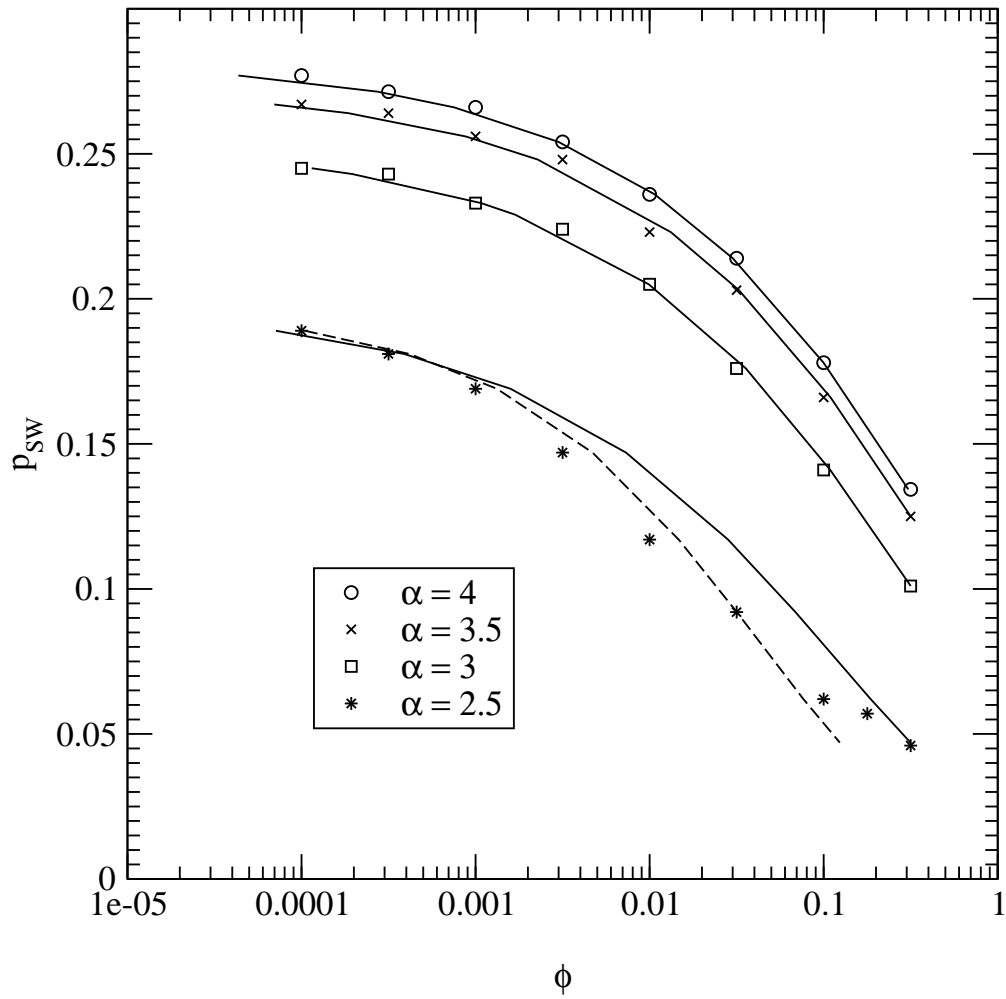


FIG. 3. Average percolation threshold as $Np\phi$ small world links were added to the lattice-based scale free model. These infinite lattice thresholds were extrapolated from finite lattice simulations. Solid lines are predictions from the nodes-on-a-random-graph estimate with the giant cluster exponent $\gamma = \gamma_{2d} \approx 2.39$. Each line is fitted to the $\phi = 0.316$ value. The dashed line uses a calculated $\gamma = 1.94$ value and is fitted to the $\phi = 0.1$ value.