

# Apparent non-Fermi-liquid behaviour observed in the quasiparticle scattering rates of the layered superconductor $\kappa$ -(BEDT-TTF)<sub>2</sub>Cu(NCS)<sub>2</sub>

John Singleton<sup>1,2</sup>, Charles H. Mielke<sup>2</sup>, William Hayes<sup>1</sup> and John A. Schlueter<sup>3</sup>

<sup>1</sup>*Oxford University Department of Physics, Clarendon Laboratory,  
Parks Road, Oxford OX1 3PU, United Kingdom.*

<sup>2</sup>*National High Magnetic Field Laboratory, Los Alamos National Laboratory, TA-35, MS-E536, Los Alamos, NM87545, USA*

<sup>3</sup>*Materials Science Division, Argonne National Laboratory, Argonne, Illinois 60439, USA*

The quasiparticle scattering rates in high-quality crystals of the quasi-two-dimensional superconductor  $\kappa$ -(BEDT-TTF)<sub>2</sub>Cu(NCS)<sub>2</sub> are studied using the Shubnikov-de Haas effect and MHz penetration-depth experiments. There is strong evidence that the broadening of the Landau-levels is primarily caused by spatial inhomogeneities, indicating a quasiparticle lifetime for the Landau states  $\gg 3$  ps. In contrast to the predictions of Fermi-liquid theory, the scattering time derived from the intralayer conductivity is found to be much shorter (0.14 – 0.56 ps).

PACS numbers: 74.70.Kn, 78.20.Ls, 71.20.Rv

Recently there has been a surge of interest in the nature of the charge transport in layered metallic systems (see *e.g.* Reference [1] and references therein). One of the most important quantities involved in such considerations is the quasiparticle scattering rate  $\tau^{-1}$ . The present paper describes measurements which study the apparent scattering rates in the layered organic superconductor  $\kappa$ -(BEDT-TTF)<sub>2</sub>Cu(NCS)<sub>2</sub>. This material was chosen because its Fermi surface is both simple [2, 3] (see inset to Figure 1) and extremely well characterised by experiment [2, 4]. Using the magnetic-field dependence of Shubnikov-de Haas oscillations, the skin depth at MHz frequencies and the width of the superconducting transition, we find that the apparent scattering rates in  $\kappa$ -(BEDT-TTF)<sub>2</sub>Cu(NCS)<sub>2</sub> differ greatly from the expectations of simple Fermi-liquid theory.

The experiments were carried out on single crystals of  $\kappa$ -(BEDT-TTF)<sub>2</sub>Cu(NCS)<sub>2</sub> ( $\sim 0.5 \times 0.25 \times 0.1$  mm<sup>3</sup>; mosaic spread  $\lesssim 0.1^\circ$ ), produced using electrocrystallization [5]. The resistance of the samples was measured using standard 4 wire AC-techniques (frequency 15 – 180 Hz, current 1 – 20  $\mu$ A) [2]. Contacts were applied to the upper and lower faces of the crystals so that the current was directed and the voltage measured in the interlayer direction; this gives a resistance  $R_{zz}$  proportional to the interlayer resistivity,  $\rho_{zz}$  [3, 6].

Penetration and skin depths were inferred by placing a sample in a small coil which is the inductive element of a resonant tank circuit [7]. The exclusion of flux from the sample, and hence the coil, decreases the inductance of the circuit; consequently the resonant angular frequency,  $\omega = 1/\sqrt{LC}$ , will increase. Through simple geometrical relations [7] it can be shown that

$$\Delta\lambda = -\frac{R^2}{r_s} \frac{\Delta f}{f_0}. \quad (1)$$

where  $\Delta\lambda$  is the change in penetration/skin depth causing a change in frequency  $\Delta f$ ,  $R$  is the effective radius of the coil,  $r_s$  is the effective sample radius and  $f_0$  is the unperturbed resonant frequency.

Results from all samples investigated were similar [8]; for ease of comparison, we shall display and discuss the data obtained from a single sample ( $r \approx 0.13$  mm).

Figure 1 shows  $R_{zz} (\propto \rho_{zz})$  for a  $\kappa$ -(BEDT-TTF)<sub>2</sub>Cu(NCS)<sub>2</sub> sample; note that Shubnikov-de Haas oscillations due to the  $\alpha$  pocket of the Fermi surface (see Figure 1, inset) are observed in  $R_{zz}$  at fields above the superconducting transition; the observation of oscillations at fields as low as 6 T (Figure 1(b)) is an indication of the high quality of the samples. Scattering rates in metallic systems are often derived from the rate at which such magnetic quantum oscillations grow in amplitude with increasing magnetic field [10]. This is parameterised by the *Dingle temperature*  $T_{Ds}$ , which is traditionally related to the scattering rate by the expression [10]

$$T_{Ds} = \frac{\hbar}{2\pi k_B \tau_D}. \quad (2)$$

Here the scattering rate  $\tau_D^{-1}$  is usually taken to represent the energy width of the Landau levels associated with their finite lifetime due to scattering.

However, other processes can contribute towards the energy width of the Landau levels [11, 12, 13]. For example, screening is less effective in systems containing low densities of quasiparticles (such as layered organic metals), compared to that in elemental metals [3]; hence variations in the potential experienced by the quasiparticles can lead to a spatial variation of the Landau-level energies. Even in the (hypothetical) complete absence of scattering [12], this spatial variation would give the Landau level a finite energy width and therefore lead to a contribution  $T_{Di}$  to the apparent Dingle temperature [13],

$$T_{Di} = \frac{\bar{x}[1-\bar{x}]F'(\bar{x})^2 a}{\pi k_B m^*} \sqrt{\frac{\hbar e^3}{2F}}. \quad (3)$$

Here  $F$  is the magnetic-quantum-oscillation frequency, and  $F' = dF/dx$ ;  $x$  represents the (local) fractional variation of the quasiparticle density due to the potential

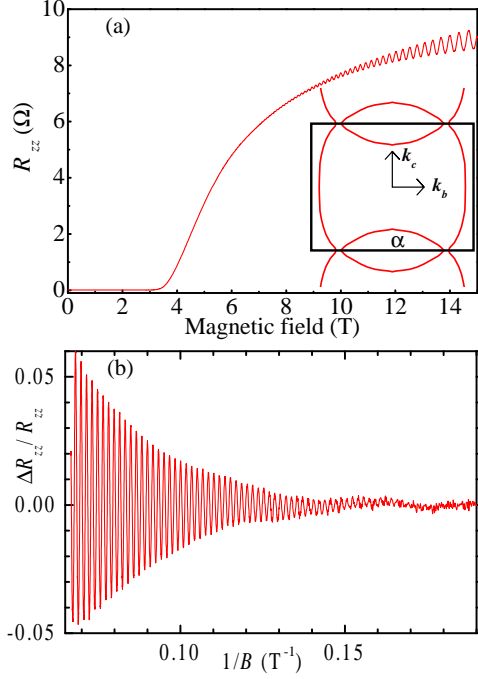


FIG. 1: Resistance  $R_{zz}$  ( $\propto \rho_{zz}$ ) of a  $\kappa$ -(BEDT-TTF) $_2$ Cu(NCS) $_2$  crystal with magnetic field perpendicular to the quasi-two-dimensional planes. (a) Raw data ( $T = 0.8$  K); the superconducting to normal transition is visible, as are Shubnikov-de Haas oscillations due to the closed  $\alpha$  pocket of the Fermi surface (labelled in inset). (b) Normalised oscillatory component of magnetoresistance  $\Delta R_{zz}/R_{zz}$  obtained by dividing  $R_{zz}$  by a function fitted to the non-oscillatory background and subtracting 1. Inset; Brillouin zone and Fermi surface cross-section (based on parameters in Ref. [2]).

fluctuations and  $\bar{x}$  is its mean [13]. Hence, the Dingle temperature measured in experiments ( $T_{\text{Dm}}$ ) will be a combination of  $T_{\text{Ds}}$  and  $T_{\text{Di}}$ ; in the spirit of Matthiessen's rule [14], we propose [11, 12]  $T_{\text{Dm}} \approx T_{\text{Di}} + T_{\text{Ds}}$ .

At the moderate fields employed in Figure 1, the oscillatory magnetoresistance is much less than the non-oscillatory component (see Figure 1(b)), and magnetic breakdown is a minor consideration [4]. Hence, the Lifshitz-Kosevich formula may be used to extract the effective mass  $m_\alpha^*$  and  $T_{\text{Dm}}$  for the  $\alpha$  pocket, (the latter is denoted  $T_{\text{Dm}\alpha}$ ) from the temperature ( $T$ ) and field dependences of the oscillation amplitude [10]. This yields  $m_\alpha^* = 3.5 \pm 0.1 m_e$ , in agreement with published values [2, 3], and  $T_{\text{Dm}\alpha} \approx 0.42$  K; the latter is equivalent to  $T_{\text{Dm}\beta} \approx 0.76$  K for the  $\beta$  breakdown orbit [4]. If this Landau-level broadening were interpreted as being solely due to the scattering rate (Equation 2), it would yield  $\tau_D \approx 3$  ps. On the other hand, if interpreted as being due solely to spatial inhomogeneities (Equation 3), it gives  $\bar{x} \approx 0.0017$ .

In order to separate the two contributions to  $T_{\text{Dm}}$ , it is necessary to have an independent estimate of the parameter  $\bar{x}$ . In a recent paper, this has been accomplished by modelling the width of the superconducting transition us-

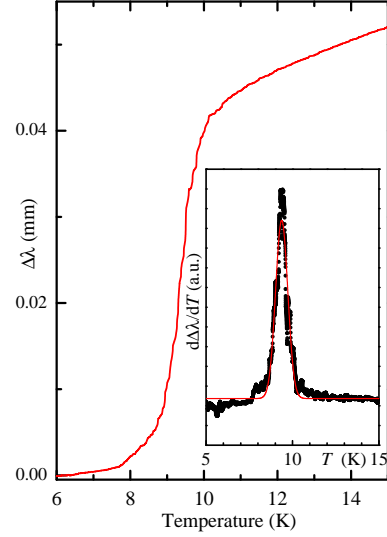


FIG. 2: Zero-field MHz penetration data for a single crystal of  $\kappa$ -(BEDT-TTF) $_2$ Cu(NCS) $_2$ , shown as change in penetration  $\Delta\lambda$  versus  $T$ . The inset shows the differential  $d\Delta\lambda/dT$  of the data (points) fitted to a Gaussian (curve) centered on  $T_c = 9.37$  K, with a full width at half-maximum of  $\Delta T_c \approx 0.71$  K [15].

ing a mean-field approach [9]. This approach relies solely on measured bandstructure parameters, and the experimental dependence of the superconducting critical temperature  $T_c$  on pressure; the only adjustable parameter is  $\bar{x}$  [9]. Figure 2 shows typical data from the MHz coil system; the background  $T$  dependence of the empty coil has been subtracted and Equation 1 used to obtain  $\Delta\lambda$  [15]. The superconducting to normal transition is observed because of the change from skin-depth to penetration-depth limited coupling of the sample to the MHz fields [7, 9], which results in a shift in resonant frequency  $f$  of the tank circuit. Because the mean-field theory predicts a Gaussian broadening of the superconducting transition, we choose to fit the differential  $d\Delta\lambda/dT$  of the data to a Gaussian centered on  $T_c = 9.37$  K (Figure 2, inset); a full width at half-maximum of  $\Delta T_c \approx 0.71$  K is obtained. Substituting the value of  $\bar{x} \approx 0.0017$  obtained from the Shubnikov-de Haas data (see earlier) into the formulae of Reference [9], gives  $\Delta T_c \approx 0.6$  K. in good agreement with  $\Delta T_c \approx 0.71$  K extracted from the MHz experiments.

The implication of these data is that *virtually all* of the measured  $T_{\text{Dm}}$  may be accounted for by spatial inhomogeneities [12], and therefore that the true value of  $\tau_D$  is probably much greater than 3 ps.

We now turn to the intralayer conductivity,  $\sigma_{||}$ . Measurements of  $\sigma_{||}$  in layered systems yield another scattering time,  $\tau_c$  [16]. However, it is necessary to add a note of caution about  $\sigma_{||}$  measurements in quasi-two-dimensional organic metals [3, 6]. Whilst interlayer resistivity ( $\rho_{zz}$ ) measurements are simple [6], the very large resistivity anisotropy  $\sim 10^3 - 10^5$  [3] makes quantitative experimental measurements of the intralayer resistivity  $\rho_{||}$  using

conventional wires and contacts very difficult [6]; there is very often a substantial component of  $\rho_{zz}$  present, which will lead to an *underestimate* of  $\sigma_{||}$ . Optical reflectivity potentially provides a more reliable method of obtaining  $\sigma_{||}$ ; however, there are severe problems associated with the use of Drude extrapolations of high-frequency conductivity to zero frequency [17]. We note also that the optical data are chiefly determined by the surface layers of the crystal, which are not perfect. Taking what are probably the best of the optical [17] and conventional [18] measurements yields values of  $\sigma_{||}$  in the range  $1 - 4 \times 10^5 \Omega^{-1}\text{m}^{-1}$  at  $T \approx 12$  K.

In view of the uncertainty surrounding these measurements, we have used the MHz coil system to estimate  $\sigma_{||}$  of  $\kappa\text{-(BEDT-TTF)}_2\text{Cu(NCS)}_2$  from the behaviour of  $\Delta\lambda$  (Equation 1) [19] as a function of  $T$  and field  $B$ . In the superconducting state ( $B = 0$ , low  $T$ ),  $\Delta\lambda$  is limited by the small intralayer superconducting penetration depth ( $\lambda \approx 0.54 \mu\text{m}$ ; see summary of data in Reference [3]) which means that very little of the sample is penetrated by the MHz fields [20, 21]. On going through the superconducting-to-normal transition, the penetration of the MHz fields is limited by the skin depth,  $\delta_{||}$  [19].

Figure 2 shows  $\Delta\lambda$ , deduced using Equation 1 with  $f = 38$  MHz,  $R^2 = 0.485 \text{ mm}^2$  and  $r = 0.13$  mm, as a function of  $T$ ; on crossing from the superconducting state to the normal state,  $\Delta\lambda$  increases to 0.05 mm at 12 K. This implies that the MHz fields are penetrating a substantial fraction of the sample, so that the conductivity estimated will be characteristic of the *bulk*, rather than the surface, of the sample. From the standard relationship  $\delta_{||} = (\pi\sigma_{||}f\mu)^{-1/2}$  [22], we obtain  $\sigma_{||} = 2.7 \times 10^6 \Omega^{-1}\text{m}^{-1}$ , rather higher than the values obtained by other methods [17, 18]. As mentioned earlier, the difference might be due to the contamination of the conventional  $\rho_{||}$  values [18] by  $\rho_{zz}$  [6], or, in the case of the optical data, the difficulties with the Drude extrapolation or problems with the sample surface [17].

The values of  $T_{\text{Dm}}$  quoted earlier were, of course, obtained for  $T \lesssim 1$  K and at finite  $B$ . We therefore obtain another estimate of  $\sigma_{||}$  by using  $B$  to drive the sample normal at  $T = 0.7$  K. Figure 3 shows that  $\Delta\lambda$  grows to 0.11 mm, indicating both that  $\delta_{||}$  is around this size, and that the sample (effective radius  $r \approx 0.13$  mm) is almost completely penetrated. Further support for the latter conclusion comes from the fact that no Shubnikov-de Haas oscillations are observed in  $\Delta\lambda$  (compare Figure 3 with Figure 1), whereas their observation is possible with the MHz coil system in larger samples [23] or by increasing  $f$ . Again using  $\delta_{||} = (\pi\sigma_{||}f\mu)^{-1/2}$ , we obtain  $\sigma_{||} = 6.8 \times 10^5 \Omega^{-1}\text{m}^{-1}$ , somewhat smaller than the value deduced at  $B = 0$  and 12 K [24], and similar to, but slightly higher than the values obtained by other methods [17, 18].

As far as the electrical conductivity is concerned, the Fermi surface of  $\kappa\text{-(BEDT-TTF)}_2\text{Cu(NCS)}_2$  is essentially a slightly distorted cylinder [3] (see inset, Figure 1). We therefore use the Drude expression [14]  $\sigma_{||} = ne^2\tau_c/m^*$

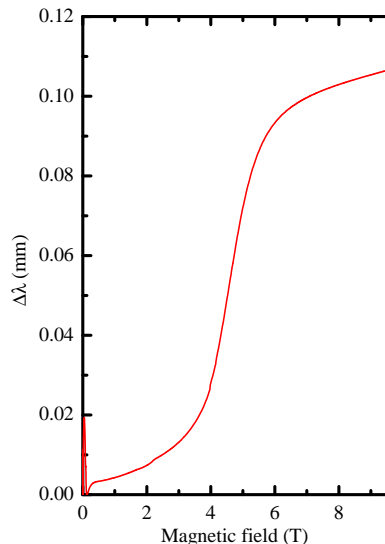


FIG. 3: MHz penetration data for a single crystal of  $\kappa\text{-(BEDT-TTF)}_2\text{Cu(NCS)}_2$ , shown as change in penetration/skin depth  $\Delta\lambda$  versus magnetic field  $B$  ( $T = 0.7$  K).

to derive  $\tau_c$ ; the equivalent three-dimensional quasiparticle density  $n$  is given by  $n \approx 2eF_\beta/\hbar a = 1.17 \times 10^{27} \text{ m}^{-3}$ , where  $F_\beta = 3920$  T is the magnetic-quantum-oscillation frequency of the  $\beta$  breakdown orbit [4] and  $a = 16.248 \text{ \AA}$  is the lattice parameter in the interlayer direction [3]. This yields the scattering times  $\tau_c \approx 0.14$  ps at  $T = 0.7$  K and  $B \approx 6$  T, and  $\tau_c \approx 0.56$  ps at  $T = 12$  K and  $B = 0$ . (Note that the values for  $\sigma_{||}$  from the earlier works [17, 18] give even smaller values of  $\tau_c$ .)

Taken together, the Shubnikov-de Haas experiments and broadened superconducting transition, carried out on the same, high-quality crystal of  $\kappa\text{-(BEDT-TTF)}_2\text{Cu(NCS)}_2$ , suggest that the dominant contribution to the Landau-level broadening is due to spatial inhomogeneities. These probably result from a small fraction ( $\bar{x} = 0.0017$ ) of the cation or anion molecules of  $\kappa\text{-(BEDT-TTF)}_2\text{Cu(NCS)}_2$  being in some way defective [9]. (Note that inhomogeneous broadening plays an analogous role in semiconductor heterostructures [11, 12, 16].) The experiments also imply that  $\tau_D \gg 3$  ps. By contrast, the skin-depth experiments in  $\kappa\text{-(BEDT-TTF)}_2\text{Cu(NCS)}_2$  yield  $\tau_c \approx 0.14$  ps under similar conditions of field and temperature. At  $B = 0$  and  $T = 12$  K,  $\tau_c \approx 0.56$  ps. Even allowing for quite large experimental uncertainties, the ratio  $\tau_D/\tau_c \gtrsim 10$  suggests that there is a large, real difference between the two scattering times.

The result  $\tau_D \gg \tau_c$  contradicts the basic expectations of Fermi-liquid theory [14, 16]. A quasiparticle will be removed from a Landau-level eigenstate by *any* scattering event, be it small- or large-angle [16]. On the other hand, small-angle scattering events hardly affect the conductivity, because they are insufficient to randomise a quasiparticle's excess forward momentum [14, 16]. In the most thoroughly-studied systems of reduced dimensionality, semiconductor heterostructures and Si MOS-

FETs [12, 16], it is found that  $\tau_c \approx \tau_D$  in systems in which the large-angle scattering (e.g. due to impurities in the conducting channel) dominates. On the other hand, in systems in which small-angle scattering (e.g. due to remote impurities) is pre-eminent,  $\tau_c \gg \tau_D$  [16]. The case observed here,  $\tau_D \gg \tau_c$ , has never, to our knowledge, been observed in those or any other systems.

From two different perspectives, the low-temperature properties of  $\kappa$ -(BEDT-TTF)<sub>2</sub>Cu(NCS)<sub>2</sub> seem to conform to Fermi-liquid theory [3]. Firstly, the magnetic quantum oscillations are apparently describable in terms of a Fermi surface with well-defined topology, populated by quasiparticles with a measurable effective mass [3]. Secondly, the resistivity components  $\rho_{zz}$  [3] and  $\rho_{||}$  [17] both follow a  $T^2$  dependence at temperatures  $\lesssim 40$  K, again suggestive of a Fermi-liquid description [26]. However, when, as in the current paper, the scattering times

from these two approaches are compared, a large discrepancy becomes apparent. It is tempting to speculate on the reasons for the difference (e.g., are only a fraction of the quasiparticles able to contribute to the conductivity?), but for the present we suggest that the description of organic superconductors such as  $\kappa$ -(BEDT-TTF)<sub>2</sub>Cu(NCS)<sub>2</sub> in terms of Fermi-liquid theory requires further consideration and experimental testing.

This work is supported by EPSRC (UK). NHMFL is supported by the US Department of Energy (DoE), the National Science Foundation and the State of Florida. Work at Argonne is sponsored by the DoE, Office of Basic Energy Sciences, Division of Materials Science under contract number W-31-109-ENG-38. We thank Stephen Hill, James Brooks, George Gruner and Stephen Blundell for constructive comments.

- 
- [1] T. Valla *et al.*, *Nature* **417**, 627 (2002).
  - [2] J. Singleton *et al.*, *Phys. Rev. Lett.* **88**, 037001 (2002).
  - [3] J. Singleton and C.H. Mielke, *Contemp. Phys.* **43**, 63 (2002).
  - [4] N. Harrison *et al.*, *J. Phys.: Condens. Matter* **8**, 5415 (1996).
  - [5] J.A. Schlueter *et al.*, *Physica C* **351** 261 (2001).
  - [6] L.I. Buravov *et al.*, *J. Phys. I France* **4**, 441 (1994).
  - [7] C.H. Mielke *et al.*, *J. Phys.: Condens. Matt.*, **13**, 8325 (2001).
  - [8] Samples from the same batch were also used in References [2, 9].
  - [9] J. Singleton *et al.*, *J. Phys.: Condens. Matt.*, **13**, L899 (2001).
  - [10] *Magnetic oscillations in metals*, D. Shoenberg, (Cambridge University Press, 1984).
  - [11] In some quasi-two-dimensional systems, it appears that the Landau-level broadening due to spatial inhomogeneities is totally decoupled from that due to scattering events; *i.e.*, the inhomogeneities do not appear to induce a measurable increase in the scattering rate. See Reference [12].
  - [12] M. Watts *et al.* in *High Magnetic Fields in Semiconductor Physics III*, edited by G. Landwehr, Springer Series in Solid State Sciences **101** (Springer, Berlin, 1992), page 581.
  - [13] N. Harrison and J. Singleton, *J. Phys.: Condens. Matt.* **13**, L463 (2001).
  - [14] N.W. Ashcroft and N.D. Mermin, *Solid State Physics*, Saunders (1976).
  - [15] Raw data (frequency  $f$  versus  $T$ ) corresponding to the  $\Delta\lambda$  versus  $T$  plot in Figure 2 are shown in Reference [9].
  - [16] J.P. Harrang *et al.*, *Phys. Rev. B* **32**, 8126 (1985); P.T. Coleridge *et al.*, *Phys. Rev. B* **39**, 1120 (1989).
  - [17] M. Dressel *et al.*, *Phys. Rev. B* **50**, 13603 (1994).
  - [18] K. Kornelsen *et al.*, *Solid State Commun.* **72**, 475 (1989).
  - [19] As  $f \approx 38$  MHz  $\ll \tau_c^{-1}$ , the MHz skin-depth experiment is effectively a DC measurement of  $\sigma_{||}$  [17]. For a discussion of the conductivity tensor component measured in such experiments, see References [7, 20, 21],
  - [20] S. Hill, *Phys. Rev B* **62**, 8699 (2000).
  - [21] A. Carrington *et al.*, *Phys. Rev. Lett.* **83**, 4172 (1999).
  - [22] *e.g.* B.I. and B. Bleaney, *Electricity and Magnetism*, (Oxford University Press, 1990) p. 734.
  - [23] C.H. Mielke and J. Singleton, preprint.
  - [24] The reduction in  $\sigma_{||}$  in higher fields is perhaps associated with magnetoresistance.
  - [25] We remark that the use of the density of quasiparticles in the  $\alpha$  pocket, as carried out in Ref. [17] is erroneous, and will give an *overestimate* of  $\tau_c$ .
  - [26] The observation that *both* resistivity components follow almost the same temperature dependence over a wide range of temperature [17] is actually something of a surprise, given that the transfer integral describing inter-layer tunnelling is only  $\sim 0.5$  K [2].