

Metastable phase in the quantum Hall ferromagnet

Vincenzo Piazza,* Vittorio Pellegrini, and Fabio Beltram
NEST-INFM and Scuola Normale Superiore, Pisa (Italy)

Werner Wegscheider

*Walter Schottky Institut, Technische Universität München, D-85748 Garching,
(Germany) and Institut für Experimentelle und Angewandte Physik,
Universität Regensburg, D-93040 Regensburg, (Germany)*

(Dated: December 2, 2024)

Time-dependent capacitance measurements reveal an unstable phase of electrons in gallium arsenide quantum well that occurs when two Landau levels with opposite spin are brought close to degeneracy by applying a gate voltage. This phase emerges below a critical temperature and displays a peculiar non-equilibrium dynamical evolution. The relaxation dynamics is found to follow a stretched exponential behavior and correlates with hysteresis loops observed by sweeping the magnetic field. These experiments indicate that metastable randomly-distributed magnetic domains are involved in the relaxation process in a way that is equivalently tunable by a change in gate voltage or temperature.

PACS numbers: 73.43.-f; 73.21.-b; 75.60.-d

The study of the two-dimensional electron gas (2DEG) in quantum Hall (QH) regimes is uncovering some of the most remarkable manifestations of electron correlation effects[1, 2]. In these configurations electronic interactions dominate over single-particle potentials thanks to the quantization of in-plane kinetic energy into macroscopically degenerate spin-split Landau levels. The competition between direct and exchange terms of the Coulomb interaction on one hand, and single-particle potentials on the other is able to drive the ground states into non-trivial broken-symmetry spin phases separated by quantum phase transitions[3]. A remarkable manifestation of this interplay was first pointed out by Giuliani and Quinn[4]. These authors predicted a first-order phase transition between spin-polarized and spin-unpolarized quantum Hall states that was successively investigated in several experiments[5].

The complexity of these broken-symmetry states can be further enlarged if new internal degrees of freedom are added to the system. This is the case often encountered in semiconductor heterostructures with two parallel coupled electron gases. Drawing an analogy between this layer-index degree of freedom and spin, the former is often described in terms of a pseudospin quantum number. The splitting between pseudospin-up and down levels plays the role of the Zeeman energy and determines the ground-state properties. Electronic interactions can thus lead to pseudospin anisotropies[6] that in the simplest case occurs when two Landau levels with opposite spins and/or pseudospin become degenerate in the integer QH regime[7].

QH ferromagnets with easy-axis (Ising) anisotropy, in particular, were the subject of an intense research effort

in the last few years[8, 9, 10, 11, 12, 13]. The magneto-transport signatures of Ising QH ferromagnets are hysteresis and collapse of the QH state close to level crossing. It is now established that these features originate from the presence of randomly-distributed magnetic domains that are induced by disorder at the onset of the transition[14, 15]. It is expected that conformation and length of domain walls below a critical temperature T_c lead to large energy barriers between adjacent domains. A metastable configuration of magnetic domains with slow evolution should then occur and be responsible for the observed hysteretic behavior. Evidence of such a slow evolution was recently reported in the fractional QH regime [11, 16, 17]. These magnetic domains, moreover, lead to dissipation paths for mobile carriers which are allowed to move from one edge of the sample to the other by scattering between domain walls[10, 13].

The availability of a novel class of itinerant low-dimensional Ising ferromagnets with tunable properties can open new directions for the experimental investigation of the complex behavior of disordered spin systems. Their out-of-equilibrium aging dynamics is particularly intriguing[18, 19] but the origin of the dynamic arrest below the critical temperature is a subject of current debate due to the difficulty of developing accurate realistic models for such glassy systems. In this letter we report a series of experiments that show the existence of a metastable phase of magnetic domains in an Ising QH ferromagnet. In the studies here discussed the magneto-capacitance (C_B) between the 2DEGs and a top metal gate was measured as a function of time. Since experimental C_B values are determined by the area carrying the edge current[20], these experiments represent a direct probe of the evolution of magnetic-domain configurations in the Ising QH ferromagnet. We demonstrate that slow non-exponential equilibration dynamics can be induced below a critical temperature and carefully con-

*Electronic address: piazza@nest.sns.it

trolled with a gate bias. While these results improve our understanding of the peculiar low-energy excitation pattern of domain walls of a QH ferromagnet, they also represent a new tool for the experimental study of the non-ergodic evolution of low-dimensional electron systems towards equilibrium.

The sample studied in this work is a modulation-doped, GaAs/Al_{0.25}Ga_{0.75}As heterostructure containing a wide (60 nm) quantum well (QW). A “soft” barrier, originating from Coulomb interactions among electrons in the QW, separates the electronic system into two well-defined layers. Indium Ohmic contacts provide electrical access to the 2DEGs. After illumination at low temperature the population of the top (bottom) 2DEG is 3.9×10^{11} electrons/cm² (1.7×10^{11} electrons/cm²). In the presence of a perpendicular magnetic field (B), each layer forms its own ladder of spin-split Landau levels. The relative alignment of the two Landau-level ladders and the total electron density can be tuned in our system by a gate voltage (V_g). C_B measurements were performed by adding a small AC voltage (0.5 mV at 15.6 Hz) to the DC gate bias. At the low frequency used in the experiments, the orthogonal component of the current, measured with a lock-in amplifier, is proportional to the capacitance of the system.

A first-order phase transitions that separates a ferromagnetic from a paramagnetic configuration was reported as a function of V_g and B [8]. Additional evidence of this phenomenon in the capacitance signal is reported in Fig. 1. Figure 1A shows the measured C_B for up and down sweeps of the magnetic field at $T = 30$ mK and $V_g = -40$ mV close to a total filling factor $\nu = 4$. At this V_g the $\nu = 4$ QH state is strongly suppressed and pronounced hysteresis is observed around its minimum (here the sweep rate is 0.1 T/min), indicative of the development of domain structures with long relaxation times. The suppression of the QH gap at the transition is clearly visible in the capacitance signal as a function of both B and V_g , shown in Fig. 1C. “P” and “U” mark the polarized and un-polarized configurations respectively. Along the dashed line that connects points “P” and “U” at fixed $\nu = 4$ the QH state is found to disappear at the crossing among opposite-pseudospin, opposite-spin Landau levels marking the occurrence of the phase transition. The Landau level spectrum in the “P” and “U” QH regions is sketched in Fig. 1B, where black and red lines indicate opposite-pseudospin levels and vertical arrows show the preferred spin orientation of the corresponding Landau levels. Similar experimental observations characterized the crossing at $\nu = 2$. At $\nu = 5$ a clear anti-crossing behavior near Landau level coincidence is found (data not shown). In this latter case the two levels have the same (real) spins thus favoring the development of an easy-plane anisotropic state.

As shown in the following this hysteretical behavior originates from the out-of-equilibrium dynamics of metastable magnetic domains towards energy minima which persists during the magnetic field sweeps. In order

to investigate this system relaxation we drove the system reproducibly in an out-of-equilibrium configuration and monitored its time evolution. To this end, we moved the system to a point of the B, V_g space (*reset*) far from the phase transition by applying an appropriate gate bias. After a delay t_{delay} , the gate bias was swept to the value of interest (*start*) and C_B was monitored as a function of time. (The particular choice of the reset state does not influence significantly the results reported in the following provided t_{delay} is sufficiently long.) In our case, we found that $t_{\text{delay}} = 120$ s is an appropriate choice and the reset point was established at the $\nu = 5$ ($V_g = 150$ mV) QH state. Using V_g rather than B to perform the reset and start procedures allowed us to avoid undesirable effects arising from eddy current heating flowing in the sample holder. A representative example of the magneto-capacitance relaxation is shown in Fig. 2A for $V_g = -65$ mV, $B = 3.72$ T and $T = 30$ mK. The capacitance is observed to rise steadily for about 1000 s and then evolve with jumps, that are shown enlarged in the same panel (right vertical axis) for $t > 1500$ s. These features resemble the Barkhausen jumps characteristic of conventional ferromagnetic materials and suggest that domains at long time scale evolve by jumps between local energy minima separated by large energy barriers. In these experiments the growth of C_B results from the increase of length of metastable magnetic domain loops, a process that requires electron-spin-flip events [23]. It was recently suggested that these spin-flips induce simultaneous reversal of nuclear spins to which they are coupled by the contact hyperfine interaction assisted by low-energy collective modes of the 2DEG[17]. Within this scenario a growing nuclear polarization will give rise to a nuclear field able to modify the potential landscape explored during relaxation and may represent an important force field for the relaxation dynamics. This out-of-equilibrium behavior is concomitant with the creation of the Ising QH ferromagnet and is pervasive of the V_g, B plane regions in the vicinity of Landau level crossing at $\nu = 4$ where hysteresis is found. None of these features were observed away from the critical regions close to the crossing point. This pinpoints the link among slow relaxation, hysteresis and QH Ising ferromagnetism.

A careful investigation of the relaxation shows that it follows a stretched-exponential over more than two decades of time. This is demonstrated in Fig. 2B where the evolution shown in Fig. 2A is plotted together with the best fit with exponential and stretched-exponential ($C(t) = C_0 - A \exp[-(t/\tau)^\beta]$, $0 < \beta \leq 1$) trial functions. The stretched-exponential trial function gives a very accurate fit with $\beta = 0.35 \pm 0.05$ and $\tau = 72 \pm 15$ s. This non-exponential trend is observed in the entire phase-transition region as shown in Fig. 2C. This non-Arrhenius behavior is a characteristic feature of spin-glass or electron-glass systems[21] and supports the idea of a metastable configuration of domains that evolves through a broad distribution of energy barriers. Figure 2C shows, in addition, that it is possible to tune

in situ these non-equilibrium properties by changing the level alignment and the deviation of filling factor ($\delta\nu$) from $\nu = 4$ with V_g and B . As an example Fig. 3A reports the values of τ (left panel) and β (right panel) at 30 mK as a function of gate voltage and at three different magnetic field values. Above $V_g \approx -52$ mV, the 2DEG develops the $\nu = 4$ QH state and the amplitude of the relaxation becomes too small to be fitted. Close to this value the relaxation approaches an Arrhenius-like behavior with β coefficient up to 0.8. As we move to lower V_g s, the relaxation time τ first develops a peak (*with values as high as 400 s*) and then becomes vanishingly small below a critical value of $V_g^c \approx -62$ mV. Correspondingly, the values of the β coefficient are observed to drop from about 0.8 to 0.3 signaling that the disorder plays an increasingly important role in the relaxation process. A straightforward interpretation of these results invokes the existence of a class of metastable QH ferromagnets tunable with V_g each of them characterized by a different critical temperature. Since the critical temperature is related to the increase of Hartree-Fock quasiparticles energy integrated along the domain wall, it is reasonable to assume that reduction of the gap between pseudospin levels and increase of $\delta\nu$ (both effects induced by lowering the gate voltage) can lower this barrier and lead to smaller T_c . In order to shed light on the impact of temperature we display in Fig. 3B the relaxation time τ versus V_g at four different temperatures with $B = 3.84$ T. It can be noted that the critical gate voltages corresponding to $\tau \approx 0$ shift towards higher values when the temperature is increased indicating that a metastable phase of electrons exists only in a appropriate range of gate-voltage and low-temperature values. This is better shown in the inset of Fig. 3B where the critical gate voltages are plotted as a function of temperature. Data also suggest that gate bias and temperature play interchangeable roles in deter-

mining the properties of the system. To further highlight this point we show in Fig. 4 the evolution of hysteresis curves recorded at different V_g s (Fig. 4A) and at different temperatures (Fig. 4B). The remarkable similarities between the two set of data extend to the whole range of V_g and T where the metastable phase occurs. This behavior can be understood by considering that in classical two-dimensional Ising models the thermal properties of the system are governed by T/T_c where T_c is determined by a competition between entropy and spin interactions. Since T_c depends on V_g in the way shown in the inset of Fig. 3B, it is possible to create states characterized by the same dynamics at different temperatures by applying appropriate values of the gate voltage.

We note that although the role of a random impurity potential has not been carefully modeled in the configurations here discussed, recent theoretical work[22] shows that it is possible to drive QH ferromagnets to a spin glass state by increasing the disorder strength and $\delta\nu$. Indeed, the metastable phase shown in the inset of Fig. 3B exhibits many of the aging properties that characterize glassy systems. We believe there is much room for further investigation and that this will lead to the identification of the exact nature of electronic states in this phase. To this end, observation of memory and rejuvenation processes, fingerprints of spin glasses, represent a first challenge for future research.

Acknowledgments

We thank R. Fazio, G.F. Giuliani, and A.H MacDonald for useful discussions. The work at NEST-INFM in Scuola Normale Superiore was supported in part by MIUR.

-
- [1] S. Das Sarma and A. Pinczuk, Eds., *Perspectives in Quantum Hall Effects*. (Wiley, New York, 1996).
 - [2] T. Chakraborty, *Advances in Physics*, **49**, 959 (2000).
 - [3] S. M. Girvin and A. H. MacDonald, in [1], pp. 161-224.
 - [4] G. F. Giuliani and J. J. Quinn, *Phys. Rev. B* **31**, 6228 (1985).
 - [5] A. J. Daneshvar *et al.*, *Phys. Rev. Lett.* **79**, 4449 (1997); T. Jungwirth *et al.*, *Phys. Rev. Lett.* **81**, 2328 (1998).
 - [6] T. Jungwirth and A. H. MacDonald, *Phys. Rev. B* **63**, 035305 (2001); T. Jungwirth, *et al.*, *Phys. Rev. Lett.* **81**, 2328 (1998).
 - [7] S. M. Girvin, *Physics Today*, June, 39 (2000).
 - [8] V. Piazza *et al.*, *Nature* **402**, 638 (1999).
 - [9] H. Cho *et al.*, *Phys. Rev. Lett.* **81**, 2522 (1998).
 - [10] E. P. De Poortere *et al.*, *Science* **290**, 1546 (2000).
 - [11] J. M. Smet *et al.*, *Phys. Rev. Lett.* **86**, 2412 (2001).
 - [12] K. Muraki, *et al.*, *Phys. Rev. Lett.* **87**, 196801 (2001).
 - [13] J. Jaroszynski *et al.*, *cond-mat/0205296* (2002).
 - [14] T. Jungwirth and A. H. MacDonald, *Phys. Rev. Lett.* **87**, 216801 (2001).
 - [15] L. Brey and C. Tejedor, *cond-mat/0112334* (2001).
 - [16] J. Eom *et al.*, *Science* **289**, 2320 (2000).
 - [17] K. Hashimoto *et al.*, *Phys. Rev. Lett.* **88**, 176601 (2002); J. H. Smet *et al.*, *Nature* **415**, 281 (2002).
 - [18] J. P. Bouchiad, L. F. Cugliandolo, J. Kurchan, and M. Mézard, in *Spin Glasses and Random Fields*, edited by A. P. Young (World Scientific, Singapore, 1998).
 - [19] L. Angelani *et al.*, *Phys. Rev. Lett.* **87**, 055502 (2001).
 - [20] S. Takaoka *et al.*, *Phys. Rev. Lett.* **72**, 3080 (1994).
 - [21] R. V. Chamberlin *et al.*, *Phys. Rev. Lett.* **52**, 867 (1984); E. Bielejec and W. Wu, *Phys. Rev. Lett.* **87**, 256601 (2001).
 - [22] S. Rapsch *et al.*, *Phys. Rev. Lett.* **88**, 036801 (2002).
 - [23] Similar behavior is found when the metastable state is created from a reset point located at lower negative gate voltage values ($V_g = -150$ mV for example). In this case, however, the magneto-capacitance is found to decrease as a function of time and this suggests an evolution of the metastable state associated to shrinkage of magnetic domains.

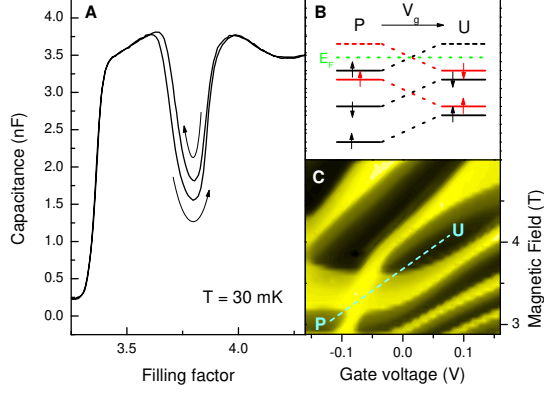


FIG. 1: (A) Representative trace of the capacitance at $T = 30 \text{ mK}$ for up and down sweeps of the magnetic field (indicated by arrows) at $V_g = -40 \text{ mV}$. (B) Schematic representation of the evolution of Landau energy levels as a function of V_g at total filling factor $\nu = 4$. Red (black) lines represent levels corresponding to states that occupy the bottom (top, closer to the surface) two-dimensional electron gas, pseudospin up and down, respectively. At $\nu = 4$ a crossing occurs between spin-up pseudospin-down and spin-down pseudospin-up Landau levels which separates phases U and P characterized by two different spin and pseudospin configurations. Phase P is partially spin-polarized; phase U is spin un-polarized. (C) Plot of the capacitance as a function of magnetic field and gate voltage. Dark (bright) regions represent low (high) values of the capacitance. The dotted line shows the evolution of the quantum Hall minimum at $\nu = 4$.

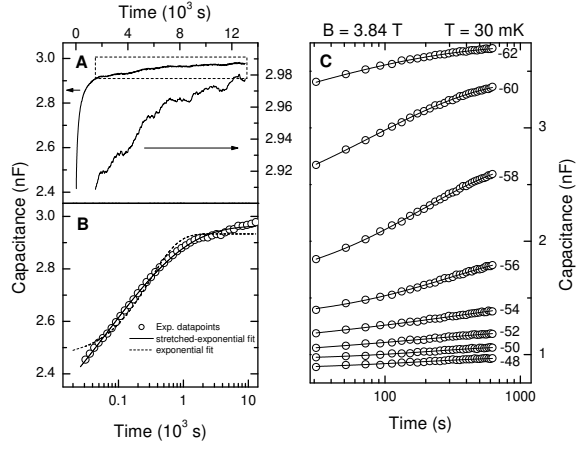


FIG. 2: (A) Time evolution of the magneto-capacitance at $V_g = -65$ mV, $B = 3.72$ T and $T = 30$ mK after excursion from $\nu = 5$ ($V_g = 150$ mV) to $V_g = -65$ mV at fixed magnetic field. Data are shown after the initial 25 s in order to avoid fast equilibration effects after the gate voltage sweep. An enlarged view of the longer time scale behavior (after 1500 s) is also shown (right vertical axis). In this region randomly located capacitance jumps are observed. Similar jumps can be detected at different V_g s close to the disappearing of the $\nu = 4$ quantum Hall state. (B) Exponential and stretched exponential best fits ($\beta = 1$, $\tau = 310 \pm 5$ s and $\beta = 0.35 \pm 0.05$, $\tau = 72 \pm 15$ s, respectively) of the relaxation curve shown in (A). (C) Capacitance relaxation from $V_g = -48$ mV to $V_g = -62$ mV at $B = 3.84$ T and $T = 30$ mK. Solid lines are the results of the best-fit procedure with the stretched exponential function. Values for τ and β are reported in Fig. 3.

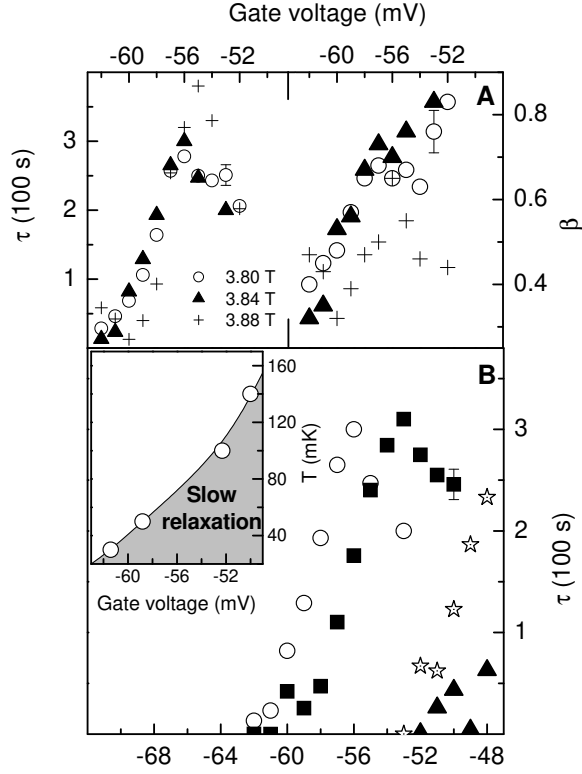


FIG. 3: (A) Time constant τ (left axis) and stretching factor β (right axis) as a function of gate voltage for three different magnetic fields at $T = 30$ mK. (B) Evolution of time constants τ versus gate voltage at temperatures of 30 mK (open dots), 50 mK (filled squares), 100 mK (stars), and 140 mK (filled triangles) with $B = 3.84$ T. (Inset) Phase diagram as a function of temperature and gate-voltage. At a fixed temperature the critical gate voltage value corresponds to $\tau = 0$ within our experimental uncertainty. The shaded region indicates the bias-temperature region in which slow relaxation is observed.

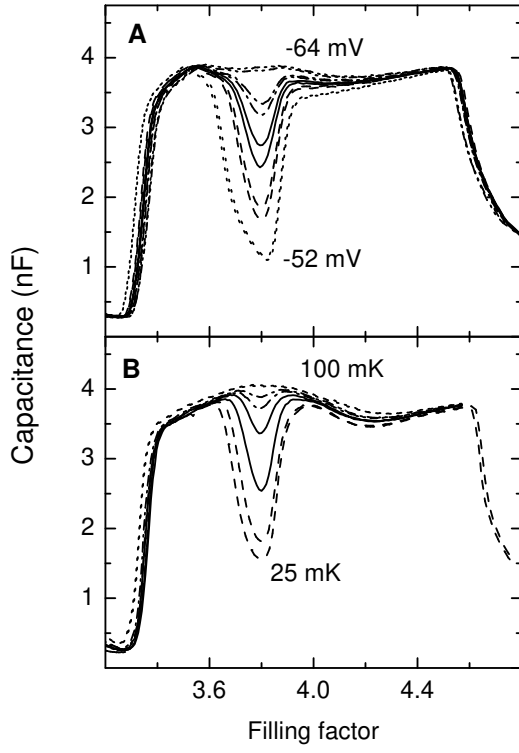


FIG. 4: (A) Traces of the capacitance at $T = 30$ mK for up and down sweeps of the magnetic field at different values of gate voltage (from $V_g = -64$ mV to $V_g = -52$ mV). The sweep rate is 0.1 T/min. (B) Same as in (A) but at a fixed gate voltage $V_g = -40$ mV and at different temperatures (from $T = 25$ mK to $T = 100$ mK).