

Damage spreading in the Bak-Sneppen model: Sensitivity to the initial conditions and equilibration dynamics

Ugur Tirnakli

Department of Physics, Faculty of Science, Ege University, 35100 Izmir, Turkey

Marcelo L. Lyra

Departamento de Física, Universidade Federal de Alagoas, Maceió-AL, Brazil

(December 2, 2024)

The short-time and long-time dynamics of the Bak-Sneppen model of biological evolution are investigated using the damage spreading technique. By defining a proper Hamming distance measure, we are able to make it exhibits an initial power-law growth which, for finite size systems, is followed by a decay towards equilibrium. In this sense, the dynamics of self-organized critical states is shown to be similar to the one observed at the usual critical point of continuous phase-transitions and at the onset of chaos of non-linear low-dimensional dynamical maps. The transient, pre-asymptotic and asymptotic exponential relaxation of the Hamming distance between two initially uncorrelated equilibrium configurations is also shown to be fitted within a single mathematical framework. A connection with nonextensive statistical mechanics is exhibited.

Keywords: Damage spreading, critical dynamics, Bak-Sneppen model

05.65.+b; 64.60.Ht; 87.23.Kg

I. INTRODUCTION

The concept of self-organized criticality was introduced to describe the tendency of large dynamical systems to organize themselves in an out of equilibrium state exhibiting spatio-temporal complexity [1]. Such complexity is reflected by the presence of correlations between events separated in space and time over a wide range of length and time scales [2,3]. The emergence of spatio-temporal complexity in dynamical systems driven by rules based on extremal principles is in the origin of the widespread occurrence in nature of fractal structures [4], noise with $1/f$ power spectrum and punctuated equilibrium [5].

The most simple mathematical model of a driven dynamical system which exhibits self-organized criticality was introduced by Bak and Sneppen as a toy model of biological evolution of an ecology of interacting species [6]. In this model random numbers f_i (fitness), uniformly distributed on the interval $[0,1]$, are assigned to the sites of a d -dimensional lattice. At each time step the site with the smaller random number is located and new random numbers from a uniform distribution are assigned to that site and also to its first neighbors.

The above model system achieves a statistically stationary state in which the density of random numbers in the system vanishes for $f < f_c$ and is uniform above f_c , with $f_c = 0.667$ [6] in a chain and $f_c = 0.38$ in a square lattice geometry [5]. Once the stationary state is achieved the system exhibits punctuated equilibrium as real biology [7], characterized by intermittent co-evolutionary avalanches of all sizes. The complexity of this stationary regime can be revealed by the show up of spatio-temporal power-law distribution of events. For example, the distribution $C(x)$ of the distance x between two subsequent extremal sites scales as $C(x) \propto x^{-\pi}$, with $\pi = 3.23$ in one dimension [5]. Further the temporal long-range correlations can be also observed in the distribution of first return times $P(t)$ which scales as $t^{-\tau_{first}}$, with $\tau_{first} = 1.58$ in $1d$ and $\tau_{first} = 1.28$ in $2d$ [5].

The propagation of local perturbations in the self-organized state of Bak-Sneppen model was recently investigated using the damage spreading algorithm [8–12]. By measuring how the difference between two initially close configurations evolves in time under the same noise, it was shown that an initial power-law divergence sets up before the distance saturates in a finite size dependent plateau. This slow short-time power-law dynamics is characteristics of systems poised at critical states such as at the critical point of second-order phase transitions [13] and the onset of chaos in non-linear dynamical systems [14–18].

However, usual critical phenomena exhibit two dynamical regimes characterized by distinct critical exponents. The first one is related to a short-time slow dynamics which governs the power-law increase of the order parameter when its value in an initial non-equilibrium configuration is small and non-zero [13]. In finite systems this power-law increase persists up to a characteristic time, after which the order parameter slowly decays towards its equilibrium value.

The same dynamical regimes have been identified in the onset of chaos of low-dimensional non-linear dynamical maps. The distance between two nearby orbits was shown to diverge following a power-law whose exponent is directly related to geometric exponents characterizing the extremal sets of the critical dynamical attractor [14–18]. On the other hand, the long-time relaxation towards the dynamical attractor is governed by a new exponent which seems to be related to the fractal dimension of the support of the dynamical attractor in phase-space [19].

Damage spreading studies of critical phenomena have also reported two dynamical regimes with distinct and independent exponents. Therefore, it is natural to expect this to be the general trend of systems poised at criticality as well as systems exhibiting self-organized criticality such as the Bak-Sneppen model. The fact that previous damage spreading works have not identified the long-time relaxation towards equilibrium in the BS model just reflects the insensitivity of the proposed measure to capture the long-time dynamics.

In this work we introduce a new Hamming distance measure that is sensitive to the long-time dynamics of the Bak-Sneppen model. Following its temporal evolution we are going to show that, besides displaying a power-law short-time dynamics with the same exponent previously reported, it also exhibits a long-time relaxation dynamics. We will report the scaling properties of this regime and discuss its possible relation with the geometric properties of the dynamical attractor in phase space.

II. MODEL SYSTEM AND NUMERICAL SIMULATION

In our simulations we implement the Bak-Sneppen algorithm in linear chains with periodic boundary conditions. Random numbers f_i (fitness) are initially assigned to all sites from a uniform distribution in the interval $[0, 1]$. The system evolution is based on the standard re-assignment of the extremal site, i.e., the site with the minimum fitness and of its first neighbors. In our simulations we worked with chains up to of $N = 1000$ sites and left $t_{trans} = 20N$ collective time steps for the system to achieve the statistically stationary state. Our collective time unit corresponds to N elementary time steps so that each site is going to be updated only once in average during a collective time step.

After achieving the statistically stationary state we produce a copy of the system's configuration. A small damage is introduced in the copy by interchanging the position of the site with the minimum fitness with a randomly chosen one. After this, we follow the temporal evolution of both configurations using always the same set of random numbers to update both replicas. After a characteristic time τ , both configurations will be composed by the same sequence of random numbers just shifted by a random distance. Once periodic boundary conditions are used, these two configurations are indeed indistinguishable and should be considered as identical. In figure 1 we report the finite size scaling of the average time needed for two initially random configurations to become identical when updated following the Bak-Sneppen dynamics and under the same set of random numbers. This characteristic time, measured in units of collective time steps, scale as $\tau \propto N^\phi$, with $\phi = 1.46(4)$. We would like to stress that, within the error bar, this is the same scaling exponent obtained by the size dependence of the average self-organization time to reach the critical attractor [$D - 1 = 1.43(1)$] [5] and is independent of the initial state of the system.

In order to accomplish with the above feature, we introduce a new Hamming distance $D(t)$ defined at each time t as the smallest among the N possible values of $D_j(t)$ ($j = 1, 2, \dots, N$) defined as

$$D_j(t) = \left\langle \frac{1}{N} \sum_{i=1}^N |f_i^1 - f_{i+j}^2| \right\rangle . \quad (1)$$

where $\langle \dots \rangle$ represents configurational average over distinct runs. Those runs at which the Hamming distance vanishes are not considered in the averaging process and therefore are limited in size by the characteristic time τ . Notice that $D_0(t)$ corresponds to the measure used in previous damage spreading studies of Bak-Sneppen model [8–12]. After the initial power-law growth $D_0(t) \propto t^\alpha$ with $\alpha = 0.32$, it saturates at a constant value which can be shown to be $1/3$ of the width of the fitness distribution in equilibrium [12]. This saturation is due to the fact that by just measuring $D_0(t)$ one can not identify that both replicas have converged to the same random sequence configuration.

The procedure proposed here is to measure the Hamming distance as the minimum distance between the replicas taking in account all possible shifts between them. In respect to the short-time dynamics it is equivalent to measuring $D_0(t)$ itself and shall give the same power-law exponent for the initial Hamming distance growth. However, after achieving a maximum, it must decrease to vanishingly small values as both replicas converge to the same sequence, capturing then the long-time dynamics.

In figure 2 we show our results for $D(t)$ for chains up to $N = 1000$ sites. As larger chain sizes are considered the initial power-law regime extends for longer periods. The dashed line corresponds to the power law $D(t) \propto t^\alpha$ with $\alpha = 0.32$ in fully agreement with the value previously reported in the literature [8]. After a size dependent

characteristic time, it reaches a maximum and starts to monotonically decrease. However, much longer runs than these presently reported would be needed to precisely estimate the scaling behavior of the Hamming distance decay.

In order to investigate in detail the long-time dynamical regime, it is computationally more efficient to use a slightly different approach. We start with two uncorrelated equilibrium configurations and follow the time evolution of the distance between them when the same set of random numbers are used. In this way, the initial growth is absent and the relaxation regime can be observed using shorter runs. Usually the critical power-law relaxation dynamics takes place after some transient time. This typical behavior means that the Hamming distance at criticality satisfy the non-linear differential equation

$$\frac{dD(t)}{dt} = -\lambda D^q \quad (2)$$

whose solution is

$$D(t) = D(0)/[1 + \lambda(q-1)t]^{1/(q-1)} \quad (3)$$

and reproduces the above trend. In numerical simulations, the critical relaxation dynamics is always followed by an exponential relaxation due to finite size effects. A pure exponential relaxation implies that $D(t)$ must asymptotically obey a linear differential equation. Therefore in order to consider simultaneously the critical and exponential relaxation we consider $D(t)$ to obey a more general non-linear differential equation such as

$$\frac{dD(t)}{dt} = -(\lambda - \mu)D^q - \mu D \quad (4)$$

In the above equation, μ represents the finite size correction and vanishes in the thermodynamic limit. The general solution of the above differential equation is in the form

$$D(t) = D(0)/[1 - (\lambda/\mu) + (\lambda/\mu)e^{(q-1)\mu t}]^{1/(q-1)} \quad (5)$$

It is worth to mention that similar equations have also been used to describe experimental data on the re-association in folded proteins [20], quantitative linguistics [21] and fluxes of cosmic rays [22] within the framework of non-extensive statistical mechanics [23].

In Figure 3 we report our results for $D(t)$ starting with two uncorrelated equilibrium configurations for several chain sizes. The average initial distance equals to $D(0) = 0.111$ which corresponds to $1/3$ of the width of the interval $[f_c, 1]$ where $f_c = 0.667$ for the $1d$ Bak-Sneppen model. The solid lines correspond to best fits to the form of Eq. (5). In the table we summarize the parameters obtained. Notice that μ decreases monotonically when chain size is increased, once the exponential relaxation is postponed for large chains. Also λ decreases with N so that the transient period diverges in the thermodynamic limit. However, usually $\mu \ll \lambda$ and therefore the pre-asymptotic decay can be observed at intermediate times.

In figure 4 we show the size dependence of μ and λ . Once $1/\mu$ determines the time scale needed to finite size effects become relevant, it shall present the same scaling behavior as the average time τ for both replicas to become identical. We found $1/\mu \propto N^{1.49(4)}$, which is consistent with the above conjecture. On the other hand, $1/\lambda$ defines the time scale when the crossover between the transient and the pre-asymptotic regime takes place. It is governed by a distinct exponent $1/\lambda \propto N^\kappa$, with $\kappa = 1.11(3)$ and is directly related to the average time needed to update all active sites in the initial avalanche [5].

The best fitting values for the non-linear exponent q were found to be much larger than one, which may indicate a very slow logarithmic pre-asymptotic decay of the Hamming distance. Indeed, a similar logarithmic decay was reported to take place in critical non-linear $d = 1$ dissipative maps whose dynamical attractors have support fractal dimension $d_f = d = 1$ [19]. In the present case, the phase space region corresponding to all equilibrium configurations is composed of all configurations with sites having fitnesses in the interval $[f_c, 1]$. Therefore it also has the same dimension as the whole phase space. The observed slow (logarithmic) pre-asymptotic dynamics seems to indicate that it shall take place in general system models whose critical dynamical attractor is dense.

III. SUMMARY AND CONCLUSIONS

In summary, we have applied the damage spreading algorithm to study the dynamics of the Bak-Sneppen model for biological evolution which is one of the prototypes models exhibiting self-organized criticality. By defining a

proper Hamming distance between two system's configurations we investigated both the short-time and long-time critical dynamics. A power-law short-time dynamics was found in agreement with previous reports [8–12]. In the relaxation regime, the Hamming distance was shown to follow the solution of a generalized non-linear equation, firstly proposed in the context of non-extensive statistics, which includes in a single expression the transient, pre-asymptotic and asymptotic exponential relaxation regimes. We found that the pre-asymptotic regime is very close to a slow logarithmic decay in a close relationship with the relaxation dynamics of non-linear dissipative maps at the onset of chaos with a dense dynamical critical attractor. It would be interesting to investigate the relaxation dynamics of self-organized critical systems with a fractal dynamical attractor in phase-space. In this case, based on previous studies of the critical dynamics of low-dimensional deterministic non-linear maps at the onset of chaos, one would expect a power-law relaxation. This point will be the subject of a future contribution.

IV. ACKNOWLEDGEMENTS

U.T. acknowledges the financial support of Turkish Academy of Sciences from the TUBA/GEBIP Program. M.L.L. would very much appreciate to acknowledge the hospitality of the Physics Department of Ege University where this work was done and thanks TUBITAK for financially supporting his visit via NATO-D Program. Partial financial support from the Brazilian research agencies CNPq, CAPES and FAPEAL is also acknowledged.

-
- [1] P. Bak, C. Tang and K. Wiesenfeld, Phys. Rev. Lett. **59**, 381 (1987); Phys. Rev. A **38**, 364 (1988).
 - [2] Y.-C. Zhang, J. Phys. I (France) **1**, 971 (1991).
 - [3] H.C. Fogedby, J. Stat. Phys. **69**, 411 (1992).
 - [4] See e.g. B.B. Mandelbrot, *The Fractal Geometry of Nature*, (Freeman, New York 1983).
 - [5] M. Paczuski, S. Maslov and P. Bak, Phys. Rev. E **53**, 414 (1996).
 - [6] P. Bak and K. Sneppen, Phys. Rev. Lett. **71**, 4083 (1993).
 - [7] S.J. Gould and N. Eldredge, *Paleobiology* **3**, 114 (1997); *Nature* **366**, 223 (1993).
 - [8] F.A. Tamarit, S.A. Cannas and C. Tsallis, Eur. Phys. J. B **1**, 545 (1998).
 - [9] P.M. Gleiser, F.A. Tamarit and S.A. Cannas, *Physica A* **275**, 272 (2000).
 - [10] R. Cafiero, A. Valleriani and J.L. Vega, Eur. Phys. J. B **7**, 505 (1999).
 - [11] R. Cafiero, A. Valleriani and J.L. Veiga, Eur. Phys. J. B **4**, 405 (1998).
 - [12] A. Valleriani and J.L. Veiga, J. Phys. A: Math. Gen. **32**, 105 (1999).
 - [13] H.K. Janssen, B. Schaub and B. Schmittmann, Z. Phys. B **73**, 539 (1989).
 - [14] M.L. Lyra and C. Tsallis, Phys. Rev. Lett. **80**, 53 (1998).
 - [15] C.R. da Silva, H.R. da Cruz and M.L. Lyra, Braz. J. Phys. **29**, 144 (1999).
 - [16] U. Tirnakli, C. Tsallis and M.L. Lyra, Eur. Phys. J. B **11**, 309 (1999).
 - [17] U. Tirnakli, C. Tsallis and M.L. Lyra, Phys. Rev. E **65**, 036207 (2002).
 - [18] F. Baldovin and A. Robledo, *Sensitivity to initial conditions at bifurcations in one-dimensional nonlinear maps: rigorous nonextensive solutions*, preprint (2002), [e-print: cond-mat/0205356]
 - [19] F.A.B.F. de Moura, U. Tirnakli and M.L. Lyra, Phys. Rev. E **62**, 6361 (2000).
 - [20] C. Tsallis, G. Bemsiki and R.S. Mendes, Phys. Lett. A **257**, 93 (1999).
 - [21] M.A. Montemurro, *Physica A* **300**, 567 (2001).
 - [22] C. Tsallis, J.C. Anjos and E.P. Borges, *Fluxes of cosmic rays: A delicately balanced anomalous thermal equilibrium*, preprint (2002), [e-print: astro-ph/0203258]
 - [23] C. Tsallis, J. Stat. Phys. **52**, 479 (1988).

V. FIGURE AND TABLE CAPTIONS

Figure 1 - The finite size scaling of the average time for two initially uncorrelated random sequences to become identical when updated following the Bak-Sneppen dynamical rules using the same set of random numbers. The solid line corresponds to a power-law fit $\tau \propto N^\phi$ with $\phi = 1.46(4)$. The number of experiments used in calculations for different chain sizes is 100.

Figure 2 - The time evolution of the Hamming distance between an equilibrium configuration and its slightly modified replica. After the initial power-law growth $D(t) \propto t^\alpha$ with $\alpha = 0.32$, it monotonically decreases as both configurations converge to the same sequence of random numbers. The number of experiments used in calculations varies from 100 up to 500 for different chain sizes.

Figure 3 - The time evolution of the Hamming distance between two uncorrelated equilibrium configurations. After the initial transient where the Hamming distance is close to its initial value $D(0) = 0.111$, $D(t)$ exhibits a non-trivial decay followed by an exponential relaxation due to finite size effects. The solid lines correspond to best fits to the form of Eq. (5) that contains the above three regimes. The fitting parameters are reported in the table. The number of experiments used in calculations varies from 100 up to 500 for different chain sizes.

Figure 4 - The finite size dependence of the fitting parameters μ and λ . The solid lines are best fits to power-laws. We found that $1/\mu \propto N^{1.49(4)}$ and therefore it is, within the error bar, proportional to the average time needed to both configurations coincide. On the other hand $1/\lambda \propto N^\kappa$ with $\kappa = 1.11(3)$ has, within the error bar, the same scaling behavior of the average time needed to update all sites in the initial avalanche.

Table Caption - The size dependence of the best fitting parameters. Notice that μ decreases as the chain size N increases, as expected. The large values of q indicate a possible slow logarithmic relaxation in the pre-asymptotic regime as discussed in the text.

Table

N	λ	μ	q
100	0.088	0.012	8.7
200	0.039	0.0043	8.7
500	0.013	0.00094	10.0
1000	0.0062	0.00034	14.1

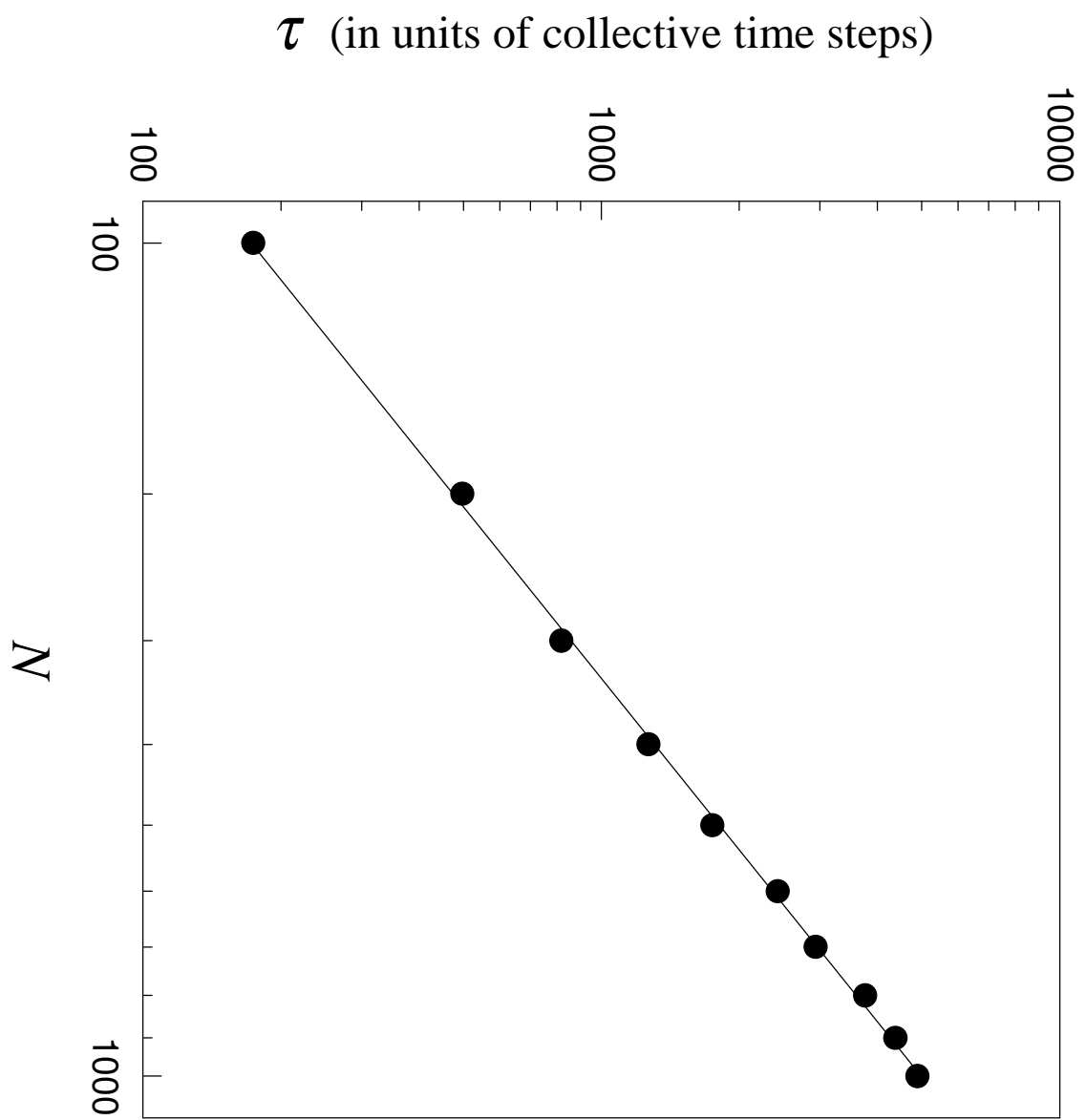


Figure 1

Figure 2

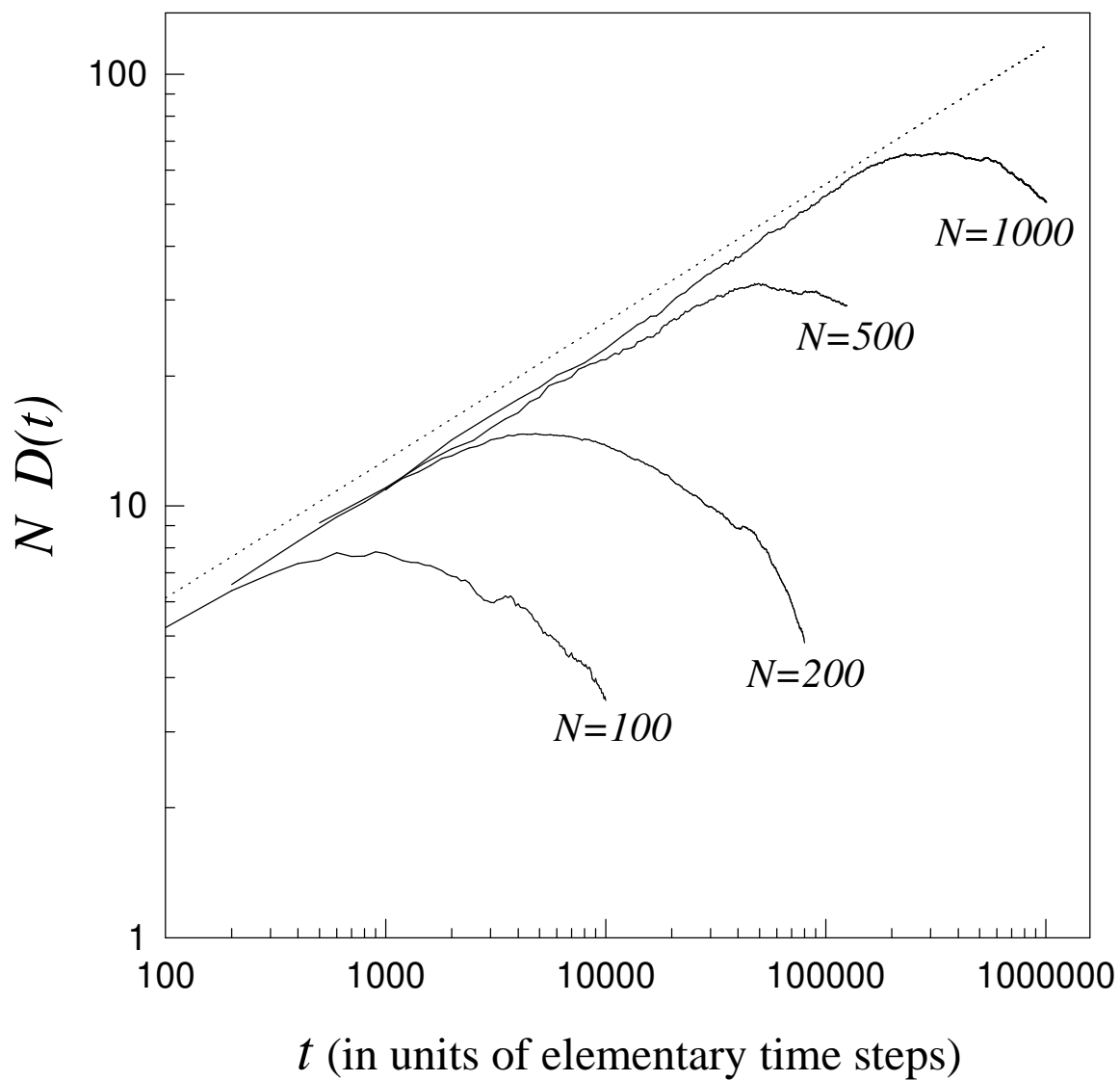


Figure 3

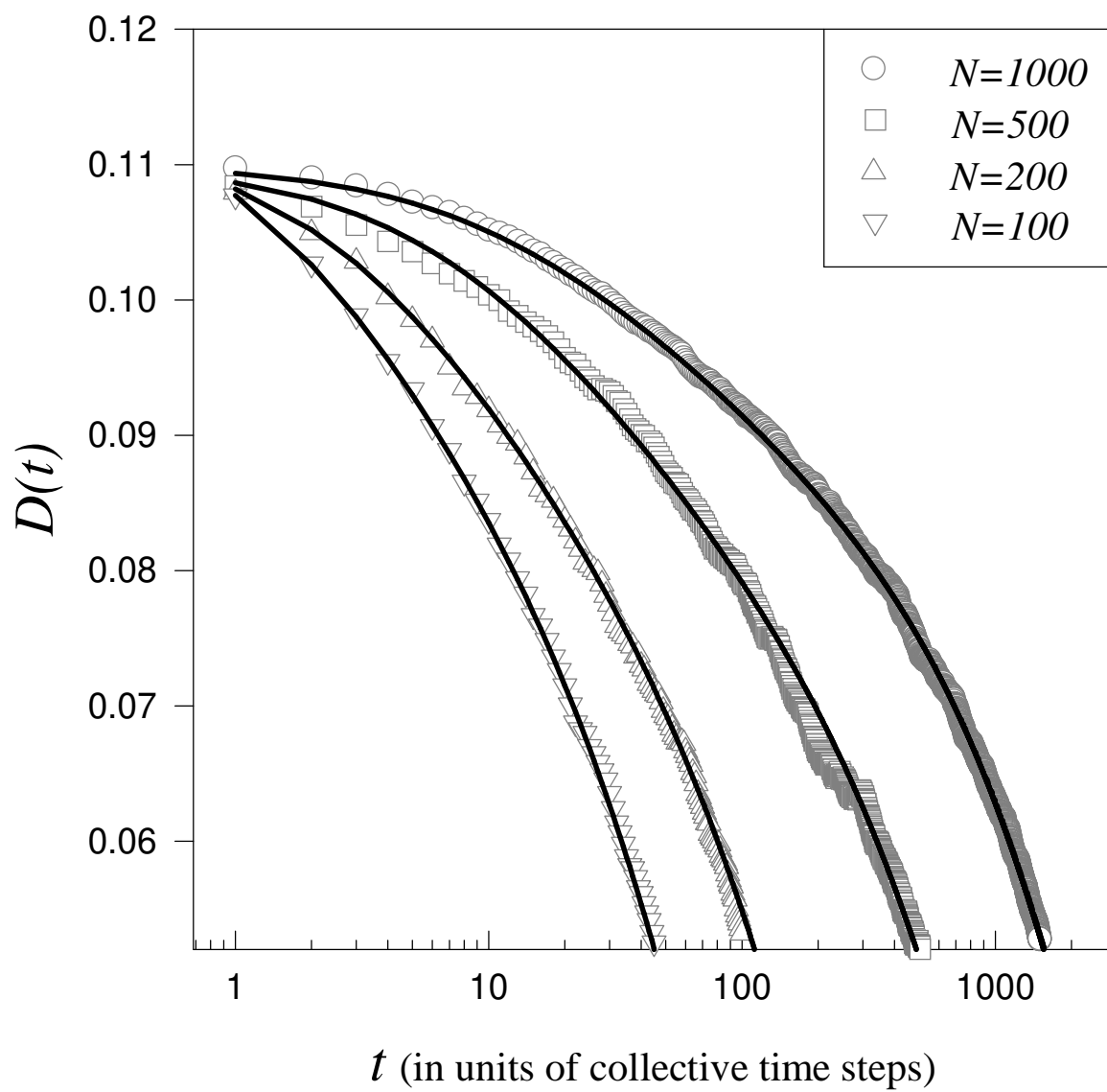


Figure 4

