

Robust half-metallic ferromagnetism in the zincblende CrSb

Bang-Gui Liu

Institute of Physics & Center of Condensed Matter Physics, Chinese Academy of Sciences, Beijing 100080, P. R. China
(December 3, 2018)

Using the accurate first-principle method within density-functional theory, we systematically study CrSb in the zincblende (zb) structure. The zb CrSb is predicted to be a robust half-metallic (HM) ferromagnet with a magnetic moment of $3.000\mu_B$ per formula. Its half-metallic, or spin-flip, gap is 0.774 eV and remains nonzero for the cell volume changes up to -21% and $+60\%$ and under various exchange-correlation approximations. This HM ferromagnetism is formed by the Cr d inter-spin Coulomb repulsion and the favorable hybridization and bonding between the Cr d plus s and Sb p states. Since being not only so robust but also compatible with the *III-V* semiconductors, The zb CrSb should be useful in spintronics and other applications.

PACS numbers: 75.90.+w, 75.30.-m, 71.20.-b, 71.20.Be

Half-metallic (HM) ferromagnets are absorbing more and more attention around the world, because they have only one electronic spin channel at the Fermi energy and should act as ideal components of spintronics devices [1,2]. Since de Groot *et al* first predicted HM ferromagnetism in Heusler compounds [3] in 1983, several HM ferromagnets, such as NiMnSb [4], CrO₂ [5], Fe₃O₄ [6], and the manganate materials [7], have been theoretically predicted and then experimentally found. Much effort has been paid to understand the mechanism behind the HM magnetism and to study its implication in various physical properties [8]. At the same time it is still very important to find new HM ferromagnets which are more promising for basic properties and applications. [9]

Recently, much theoretical and experimental attention is paid to the HM ferromagnetism in the zincblende (zb) compounds such as *MMn* and *MSb* (*M* is a transition-metal element) [10–15], which are structurally and chemically compatible with the important *III-V* and *II-VI* semiconductors. The zb MnAs and MnSb were theoretically predicted to be of so-called ‘nearly HM’ ferromagnetism [16]. Their Fermi level crosses the majority-spin (MAS) energy bands but touches the bottom of the minority-spin (MIS) conduction bands, and therefore there is no gap for spin-flip excitations in the cases of the zb MnA (*A*=As, Sb). On the other hand, it was already found that the zb CrAs is a true HM ferromagnet with a finite spin-flip gap [12,17]. Although crystalizing into the NiAs (na) phases in bulk form [18], the zb phases of CrAs [12,13], CrSb [14] and MnAs [11] have been successfully fabricated in thin films or nanostructures on the *III-V* semiconductors. It is very interesting to find new HM ferromagnets with not only the same crystalline structure but also more promising properties.

In this paper we systematically study CrSb in the zb structure with the accurate full-potential (linear) augmented plane wave plus local orbitals (FLAPWLO) method within density-functional theory, and thereby predict that it is a true HM ferromagnet with a mag-

netic moment of $3.000\mu_B$ per formula. Being much more advantageous over those of the zb CrAs and MnA, its spin-flip gap is 0.774 eV and remains nonzero for cell volume changes up to -21% and $+60\%$ and under various exchange-correlation (EC) approximations. Since the zb ferromagnetic (FM) CrSb films have been fabricated by means of epitaxial growth [14], the robust zb HM FM phase of CrSb, although not the ground state of CrSb, should be useful in spintronics and in fabricating HM FM quantum dots, wells and multilayers compatible with the important *III-V* semiconductors because its lattice mismatch with some of them is very small.

We make use of the Vienna package WIEN2k [19] for FLAPWLO method within density functional theory (DFT) [20] for all our calculations. As for the EC potentials, we mainly took the PBE96 [21] version for the generalized gradient approximation (GGA) and the PW92 [22] version for the local spin density approximation (LSDA), but other GGA and LSDA versions also were used for comparison and confirmation. The relativistic effect was taken into account in the scalar style, but the spin-orbit coupling was neglected because it has little effect on the main results. We always used 3000 k-points in the Brillouin Zone, took $R_{mt} * K_{max}$ as 8.0 and made the expansion up to $l = 10$ in the muffin tins. The radii R_{mt} of the muffin tins was chosen to be approximately proportional to the corresponding ionic radii and as large as possible until reaching 2.3 (Cr) and 2.8 (Sb) Bohr, respectively. They are kept equivalent at the equilibrium volumes of the different phases in order to accurately compare their total energies. The self-consistent calculations were considered to be convergent only when the integrated charge distance per cell, $\int |\rho_n - \rho_{n-1}| dr$, between input charge density (ρ_{n-1}) and output (ρ_n) was less than 0.00001.

At low temperature CrSb crystalizes into the na antiferromagnetic (AFM) phase with the modulation vector along the [001] direction. The local magnetic moments are contributed by Cr atoms. The Néel tempera-

ture is 710 K and the experimental lattice constants are $a = 4.122 \text{ \AA}$ and $c = 5.464 \text{ \AA}$. Although not being the ground state, the zb phase of CrSb has been grown epitaxially on the substrates of GaAs, (Al,Ga)Sb and GaSb, and proved to be of FM order [14]. We made structure optimization of three CrSb phases: na AFM, na FM, and zb FM. The total energy results as functions of cell volume are shown in the upper panel of Fig. 1. The optimal na AFM phase is indeed lowest in total energy and therefore is the ground state of CrSb, with their lattice constants being the same as the experimental result [15]. The optimal na FM phase is a little higher in total energy, not existing experimentally except in high magnetic field. The optimal zb FM phase is about 1 eV higher in total energy than the na AFM phase, and therefore cannot exist as bulk crystals, but can be grown epitaxially on the appropriate substrates such as the *III-V* semiconductors [14]. In the lower panel of Fig. 1 the dependence of the magnetic moments on the cell volume changes are presented. The moment increases with the cell volume for both the na FM phase and the na AFM phase, but the moment of the zb phase remains the same $3.000 \mu_B$ in the wide region of the cell volume, at least between -21 % and 60 % in the relative volume changes. This characteristic of the zb phase means that the zb CrSb is a HM ferromagnet.

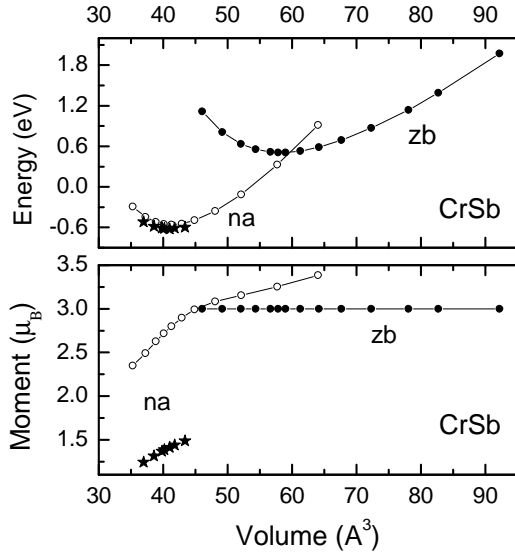


FIG. 1. The structure optimization (upper panel) and the magnetic moments per formula (lower panel) as functions of the cell volumes. The solid circles are for the zb FM phase, the open circles the na FM phase, and the stars the na AFM phase, the ground state. The optimized (volume, total energy, moment) are equivalent to (57.825 \AA^3 , 0.508 eV , $3.000 \mu_B$), (41.275 \AA^3 , -0.557 eV , $2.801 \mu_B$), and (41.00 \AA^3 , -0.623 eV , $1.412 \mu_B$) for the three phases, respectively. The moment of the zb phase remains the same $3.000 \mu_B$ between -21 % (46.0 \AA^3) and +60 % (92.3 \AA^3) of the cell volume changes.

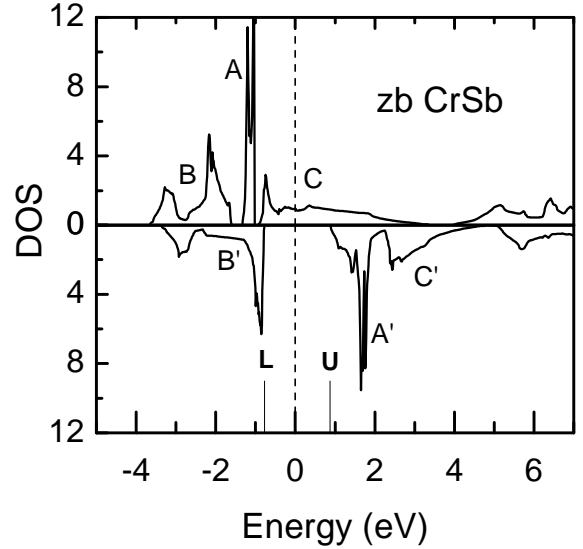


FIG. 2. The spin-dependent total density of states (DOS) of the optimized zb phase. The upper part denotes the majority-spin (MAS) DOS and the lower part the minority-spin (MIS) DOS. The bottom (U) of the MIS conduction bands is 0.872 eV and the top (L) of the MIS valence bands -0.774 eV , with the spin-flip gap being 0.774 eV .

In Fig. 2 we present the spin-dependent total DOS for the optimized zb CrSb phase. The upper part is for the MAS total DOS between -5 and 7 eV and the lower part the MIS. It is clear that the MAS electrons are metallic but there is a gap of 1.646 eV for the MIS electronic bands around the Fermi energy. The bottom (U) of the MIS conduction bands is at $+0.872 \text{ eV}$ and the top (L) of the valence MIS bands at -0.774 eV . The gap for creating a MIS hole at the top of the MIS valence bands by exciting a MIS electron into the conducting MAS bands is 0.774 eV and the gap for a MIS electron at the bottom of the MIS conduction bands is 0.872 eV . As a result, the minimal energy gap for a spin-flip excitation, or the HM gap, is 0.774 eV . Fig. 3 demonstrates the corresponding energy bands in the high-symmetrical directions. There are 3 MIS and 5 MAS full-filled bands. The Fermi energy crosses only two partly-filled MAS bands, which together contribute $1 \mu_B$ to the magnetic moment per formula. The two very narrow MAS bands (A) around -1 eV are mainly of Cr d_{e_g} states in character. The spectrum weight in the band cluster C results from the Cr $d_{t_{2g}}$ and s states hybridized with the Sb p states, but the MIS spectrum weight around -0.9 eV originates from the hybridization of the Sb p states and the Cr $d_{t_{2g}}$. The three MIS valence bands (B) and the other three MAS valence bands (B') should result from the hybridization and bonding of the Cr $d_{t_{2g}}$ plus s states with the Sb p states. The moment of $3.000 \mu_B$ results from the fact that three of the 5 Cr d plus 1 Cr s electrons bond with the 3 Sb p electrons, producing 3 unpaired electrons. Therefore,

it is shown by the DOS, magnetic moment, and energy bands that the zb CrSb is a true HM ferromagnet with the moment $3.000 \mu_B$ per formula.

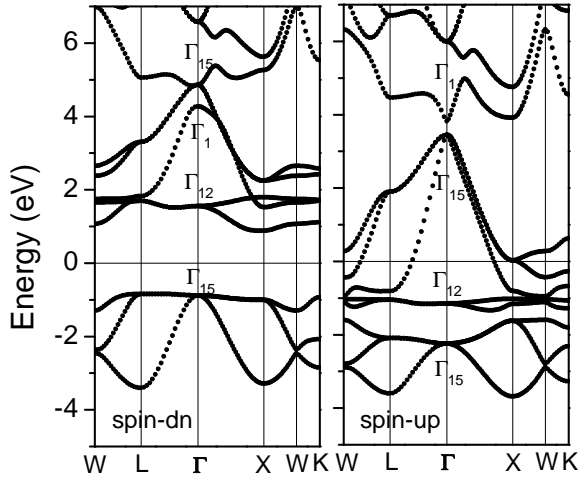


FIG. 3. The spin-dependent energy bands of the optimized zb phase. The right panel is for the majority-spin (MAS) bands and the left the minority-spin (MIS) bands. There are three full-filled MIS bands and five full-filled MAS bands above -5 eV. There are only two partly-filled MAS bands, which together contribute $1 \mu_B$ to the total moment per formula.

How does the HM ferromagnetism forms? It is clear in Fig. 2 and detailed partial DOS that the two very narrow MAS bands (A) at -1.15 eV matches the two MIS bands (Γ_{12}) around 1.7 eV. They are dominantly of Cr d_{e_g} character and are separated 2.85 eV from each other due to the on-site electronic Coulomb repulsion already included in the FLAPWLO scheme. The other bands between -5 and 5 eV result from the hybridization and bonding of the 3 Cr d plus 1 Cr s electrons with the 3 Sb p electrons. The symmetry breaking between the MAS and MIS bands is caused by the inter-spin electronic Coulomb repulsion. The characteristic of the Cr s states in the band Γ_1 remains clear only around the Γ point because the Cr s states are already hybridized with the Cr d states except around the Γ point in the Brillouin Zone. The spectrum weight of the Cr s states distribute among all bands except the band cluster A. This phenomenon is consistent with a so-called segmented band mechanism for itinerant ferromagnetism [23]. It is not difficult to find in Fig. 2 that the MAS peak at -3.3 eV matches the MIS peak at -3.0 eV, with the energy splitting being 0.3 eV; the MAS peak at -2.2 eV matches the MIS peak at -1.0 eV, with the splitting being 1.2 eV; and the MAS peak at -0.8 eV matches the MIS peak at 1.5 eV, with the splitting being 2.3 eV. The narrower and closer to the Fermi energy the bands are, the larger the splitting is. The MIS gap between the band clusters B' and C' in Fig. 2 is formed because the splitting of the Γ_{12}

band clusters A and A' makes the Γ_{15} band cluster C' move upward, and therefore is a Coulomb gap. On the other hand, the hybridization and bonding adjusts the DOS of the Γ_{15} band cluster C so that the Fermi energy is approximately at the center of the gap. Therefore, the excellent HM ferromagnetism is caused by the inter-spin electronic Coulomb repulsion and the DOS adjustment due to the hybridization and bonding of the Cr d plus s states with the Sb p states.

Is the HM ferromagnetism robust? The spin-flip gap, the essential characteristic for HM ferromagnetism, remains nonzero even when we theoretically change the cell volume from -21% and 60% , as long as the crystalline symmetry is not changed. Within this wide volume region, the MIS gap changes little, but the minimal spin-flip energy gap decreases with the cell volume deviating from the equilibrium volume. The Fermi energy moves upward when the cell volume decreases, but downward when the cell volume increase. The Fermi energy is far from the bottom of the MIS conduction bands and the top of the MIS valence bands, with the spin-flip energy gap, 0.774 eV, being large enough. On the other hand, we already confirmed the main results by using other EC potentials, such as PW91 GGA and PW92 LSDA, and other calculation methods, and by changing the parameters and switches concerned. Because of physical errors in the EC potential, there should be some calculation errors in any DFT result, but the volume error must be less than 10% in these accurate full-potential DFT calculations. Therefore, the HM ferromagnetism in the zb CrSb is robust against any theoretical error and should be robust against the lattice-constant fluctuation in the real composite materials and devices concerned.

The equilibrium lattice constants of the zb MnAs and MnSb are 5.643 and 6.166 Å, respectively [16]. Because the zb MnAs and MnSb are only nearly-HM ferromagnets, their spin-flip gaps are zero and their moments are 3.75 and $3.77 \mu_B$, respectively, not being integers. Since the zb MnAs and MnSb are not truly HM, there are only the two true HM ferromagnets in the zb structure: CrAs and CrSb, with the equilibrium lattice constants 5.659 [17] and 6.138 Å, respectively. We have the same moment $3.000 \mu_B$ for both of the zb CrAs and CrSb, but the spin-flip energy gap, 0.774 eV, of the zb CrSb is much larger than 0.46 eV of the zb CrAs. The HM ferromagnetism in zb CrSb is also much more robust than the zb CrAs against the cell volume changes. The spin-flip gap in the zb CrSb remains nonzero between -21% and $+60\%$ in the cell volume change, rather than that in the CrAs nonzero only between -12% and 27% . Furthermore, a wide spin-flip gap implies a high Curie phase-transition temperature and nearly- 100% spin polarization at quite high temperature. This comparison is not only theoretically useful but also important in real applications.

Because the zb CrSb cannot be fabricated in large bulk form, it has been and will be realized only in forms of

films, multi-layers and dots through epitaxial growth on the *III-V* semiconductors [14,12,13]. In these forms the atoms should relax from the ideal zb structures of the bulk form. This requires that the HM ferromagnetism is robust enough to survive from defects, lattice constant fluctuations and other unfavorable factors in real devices or composite materials. Since the spin-flip gap decreases with the cell volume deviating from the equilibrium volume, the robustness is necessary to maintain the true HM ferromagnetism in thin films and small dots different from large bulk. The zb CrSb may be the only candidate, which not only has robust HM ferromagnetism but also shares the same crystalline structure as the important *III-V* semiconductors such as GaAs, InAs, GaSb, InSb and AlSb. Therefore, it should be useful in spintronics and in fabricating HM magnetic quantum wells, dots and multilayers with some of them.

In summary, we systematically study CrSb in the zb structure with FLAPWLO method within density-functional theory, and thereby predict that it is a robust HM ferromagnet with a magnetic moment of $3.000\mu_B$ per formula and this ferromagnetism is formed by the Cr d inter-spin Coulomb repulsion and the favorable hybridization and bonding between the Cr d plus s and Sb p states. The spin-flip gap of the zb CrSb phase is much larger than those of the other zb compounds concerned, and remains nonzero against theoretical volume changes up to -21% and $+60\%$ and under various EC-potential approximations. This robustness makes it able to survive from the unfavorable factors in real thin films, dots, and multilayers different from the bulk. Because being not only so robust but also structurally and chemically compatible with the important *III-V* semiconductors, the zb CrSb should be useful in spintronics and other applications.

ACKNOWLEDGMENT

This work is supported in parts by Chinese Department of Science and Technology under the National Key Projects of Basic Research (Grant No. G1999064509), by Nature Science Foundation of China, and by British Royal Society under a collaborating project with Chinese Academy of Sciences.

-
- [1] S. A. Wolf *et al*, Science 294, 1499 (2001); I. S. Osborne, Science 294, 1483 (2001); D. D. Awschalom and J. M. Kikkawa, Physics Today 52, June 1999, page 33
 - [2] W. E. Pickett and J. S. Moodera, Half metallic magnets, Physics Today 54, May 2001, p39
 - [3] R. A. de Groot *et al*, Phys. Rev. Lett. 50, 2024 (1983)
 - [4] J. W. Dong *et al*, Appl. Phys. Lett. 75, 1443 (1999)
 - [5] S. M. Watts *et al*, Phys. Rev. B 61, 9621 (2000)
 - [6] F. J. Jedema, A. T. Filip, B. van Wees, Nature 410, 345 (2001); S. Soeya *et al*, Appl. Phys. Lett. 80, 823 (2002)
 - [7] J. M. D. Coey, M. Viret, S. von Molnár, Adv. Phys. 48, 169 (1999)
 - [8] T. Akimoto *et al*: Phys. Rev. Lett. 85, 3914 (2000); J. M. D. Coey and M. Venkatesan, J. Appl. Phys. 91, 8345 (2002); I. Galanakis, P. H. Dederichs and N. Papanikolaou, cond-mat/0203534
 - [9] C. M. Fang, G. A. de Wijs and R. A. de Groot, J. Appl. Phys. 91, 8340 (2002)
 - [10] T. Plake *et al*, Appl. Phys. Lett. 80, 2523 (2002); S. Sugahara and M. Tanaka, Appl. Phys. Lett. 80, 1969 (2002)
 - [11] K. Ono *et al*, J. Appl. Phys. 91, 8088 (2002)
 - [12] H. Akinaga, T. Manago and M. Shirai, Jpn. J. Appl. Phys. 39, L1118 (2000)
 - [13] M. Mizuguchi *et al*, J. Appl. Phys. 91, 7917 (2002)
 - [14] J. H. Zhao *et al*, Appl. Phys. Lett. 79, 2776 (2001)
 - [15] P. Radhakrishna and J. W. Cable, Phys. Rev. B 54, 11940 (1996)
 - [16] S. Sanvito and N. A. Hill, Phys. Rev. B 62, 15553 (2000); A. Continenza, S. Picozzi, W. T. Geng and A. J. Freeman, Phys. Rev. B 64, 085204 (2001); Y. J. Zhao, W. T. Geng, A. J. Freeman and B. Delley, Phys. Rev. B 65, 113202 (2002)
 - [17] M. Shirai, Physica E 10, 147 (2000); I. Galanakis, cond-mat/0203535
 - [18] P. Ravindran *et al*, Phys. Rev. B 59, 15680 (1999)
 - [19] P. Blaha, K. Schwarz, P. Sorantin and S. B. Trickey, Comp. Phys. Comm. 59, 399 (1990)
 - [20] P. Hohenberg and W. Kohn, Phys. Rev. 136, B864 (1964); W. Kohn and L. J. Sham, Phys. Rev. 140, A1133 (1965)
 - [21] J. P. Perdew, S. Burke and M. Ernzerhof, Phys. Rev. Lett. 77, 3865 (1996)
 - [22] J. P. Perdew and Y. Wang, Phys. Rev. B 45, 13244 (1992)
 - [23] C. D. Batista, J. Bonca, and J. E. Gubernatis, Phys. Rev. Lett. 88, 187203 (2002)