

Pressure-Tuned Collapse of the Mott-Like State in $\text{Ca}_{n+1}\text{Ru}_n\text{O}_{3n+1}$ ($n=1,2$): Raman Spectroscopic Studies

C.S. Snow,¹ S. L. Cooper,¹ G. Cao,^{2,3} J.E. Crow,³ S. Nakatsuji,⁴ Y. Maeno⁴

¹*Department of Physics and Frederick Seitz Materials Research Laboratory,
University of Illinois at Urbana-Champaign, Urbana, Illinois 61801*

²*Department of Physics and Astronomy,
University of Kentucky, Lexington, Kentucky 40506*

³*National High Magnetic Field Laboratory, Florida State University,
1800 East Paul Dirac Drive, Tallahassee, Florida 32306*

⁴*Department of Physics, Kyoto University,
Kyoto 606-8502, Japan, and CREST,
Japan Science and Technology Corporation, Japan*

(Dated: December 2, 2024)

Abstract

We report a Raman scattering study of the pressure-induced collapse of the Mott-like phases of $\text{Ca}_3\text{Ru}_2\text{O}_7$ ($T_N=56$ K) and Ca_2RuO_4 ($T_N=110$ K). Studies of phonon and two-magnon excitations through the pressure-induced insulator-metal transitions of these materials indicate: (i) a pressure-induced collapse of the antiferromagnetic (AF) insulating phase above $P^*\sim 55$ kbar in $\text{Ca}_3\text{Ru}_2\text{O}_7$ and $P^*\sim 5$ -10 kbar in Ca_2RuO_4 , reflecting the importance of Ru-O octahedral distortions in stabilizing the AF insulating phase; and (ii) evidence for persistent AF correlations in the pressure-induced metallic phase of Ca_2RuO_4 .

PACS numbers: 71.30.+h 75.30.Kz 75.50.El 78.30.-j

Complex oxide systems such as the cuprates, nickelates, and manganites have generated intense study over the past few years, in an effort, first, to clarify the relationship between the exotic phases of these materials; and second, to elucidate the origin and nature of the rich phenomena these compounds exhibit,[1] such as unconventional superconductivity, charge- and orbital-ordering, and “colossal” magnetoresistance. Although not so well studied, it is evident that the ruthenate system $(\text{Sr,Ca})_{n+1}\text{Ru}_n\text{O}_{3n+1}$ (n = number of Ru-O layers per unit cell) exhibits the same richness and complexity as other complex oxides, including orbital-ordering in the Mott-like insulators Ca_2RuO_4 ($T_N=110$ K) and $\text{Ca}_3\text{Ru}_2\text{O}_7$ ($T_N=56$ K);[2, 3] “colossal” sensitivities of transport and structural properties to magnetic field,[4] doping,[5] and pressure;[6] and a doping-induced transition in $\text{Ca}_{2-x}\text{Sr}_x\text{RuO}_4$ between a Mott-like state ($x=0$)[5] and an unconventional superconducting state with $T_C=1$ K ($x=2$). [7, 8, 9] A better understanding of these phenomena requires clarifying the manner in which the Mott-like phases of the ruthenates evolve into the exotic metallic and superconducting phases with doping or external perturbation.

Measurements performed while pressure-tuning the phase behavior of a material are particularly valuable for carefully exploring the evolution of exotic phase behavior in complex materials: such studies allow one to investigate - in a particularly well-controlled manner - the effects of doping on a system, absent the deleterious and obscuring effects of disorder introduced when doping via chemical substitution. Unfortunately, pressure studies of the ruthenates and other complex oxides have thus far been largely restricted to transport and structural properties, and there has been little information regarding the important evolution of lattice, charge, and spin dynamics across pressure-induced phase boundaries in these systems. In this Letter, we describe a novel investigation that combines the power of inelastic light (Raman) scattering for probing spin-, charge- and lattice-degrees of freedom in a material, with the systematic phase control afforded by pressure-tuning, in order to investigate the evolution of the spin-, charge- and lattice-dynamics through the pressure-tuned collapse of the Mott-like phases of Ca_2RuO_4 and $\text{Ca}_3\text{Ru}_2\text{O}_7$. This study allows us to investigate several critical issues related to these materials, including the role of structure and orbital polarization in stabilizing the antiferromagnetic (AF) insulating phases, and the manner in which AF correlations evolve into the pressure-induced metallic phase.

Raman scattering measurements were performed on single crystal samples of Ca_2RuO_4 and $\text{Ca}_3\text{Ru}_2\text{O}_7$ as functions of both temperature and hydrostatic pressure. The Raman

spectra were taken in a true backscattering geometry with 647.1 nm incident photons from a Kr^+ laser. The spectra were recorded using a triple-grating spectrometer with a liquid-nitrogen cooled charge-coupled device detector. Variable low-temperature high-pressure measurements were obtained by loading the samples into a SiC-anvil cell that was mounted on an insert specially-designed to fit in a flow-through helium cryostat, allowing continuous adjustment of both the temperature (3.5 - 300 K) and pressure (0 - 100 kbar). Argon was used as the pressure-transmitting medium, and the pressure inside the cell was determined from the shift of the fluorescence line of a small piece of ruby placed near the sample. The incident photon energy (~ 2 eV) is well below the ~ 3 eV charge-transfer gap of the ruthenates; [10] therefore pressure-dependent resonance enhancements of the scattering were not expected or observed for the excitations studied.

We first focus attention on the $\text{Ca}_3\text{Ru}_2\text{O}_7$ system, which exhibits a transition from paramagnetic to AF states at $T_N=56$ K, and a metal-insulator transition at $T_{MI}=48$ K. [11] As first shown by Liu *et al.*, [12] the metal-insulator transition in this material is clearly revealed in the Raman spectrum by the abrupt softening of the 438 cm^{-1} out-of-phase (B_{1g} symmetry) c-axis Ru-O phonon mode (see Fig. 1 (top)). The softening of this mode is likely associated with an abrupt c-axis lattice contraction that is known to accompany the metal-insulator transitions of both $\text{Ca}_3\text{Ru}_2\text{O}_7$ [4] and Ca_2RuO_4 . [5, 13] For our purposes, we use the phonon softening of this B_{1g} mode to examine the pressure-dependence of the metal-insulator transition in $\text{Ca}_3\text{Ru}_2\text{O}_7$, $T_{MI}(P)$. Fig. 1 (middle, bottom) shows that the temperature at which the B_{1g} phonon softening occurs systematically decreases with increasing pressure. Identifying the mid-point temperature of this phonon softening as $T_{MI}(P)$, we find a linear decrease of T_{MI} with pressure - with a rate $\Delta T_{MI}/\Delta P \approx -0.85$ K/kbar - and a complete collapse of the insulating phase above a critical pressure near $P^* \sim 55$ kbar (Fig. 1, bottom).

The strong pressure dependence of T_{MI} in $\text{Ca}_3\text{Ru}_2\text{O}_7$, and the eventual pressure-induced collapse of the insulating phase summarized in Fig. 1, clearly reveals behavior not described by the simple Mott-Hubbard description of the AF insulating phase. In particular, this result suggests that the insulating phase of $\text{Ca}_3\text{Ru}_2\text{O}_7$ is stabilized by some structural parameter to which pressure strongly couples. This parameter is most likely associated with Jahn-Teller-type distortions of the Ru-O octahedra, which are known to occur abruptly at the metal-insulator transitions of both $\text{Ca}_3\text{Ru}_2\text{O}_7$ [4] and Ca_2RuO_4 . [5] A principal effect of these distortions is to reduce the orbital degeneracy of the Ru^{4+} t_{2g} levels by lowering

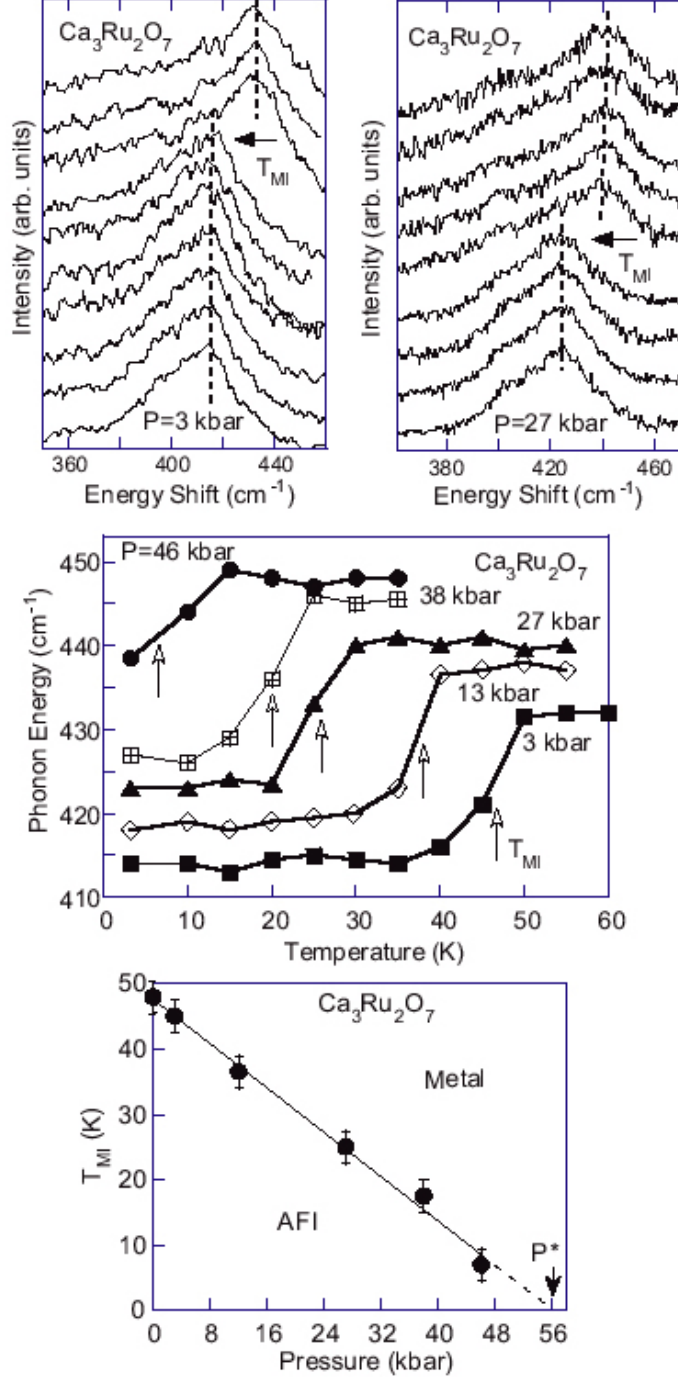


FIG. 1: Top: $P=3.5$ kbar and 27 kbar Raman spectra of the B_{1g} out-of-phase Ru-O phonon at temperatures (from bottom to top spectra): 3.5 K, 10 K, 15 K, 20 K, 30 K, 35 K, 40 K, 50 K, 55 K, and 60 K (3.5 kbar only). The spectra have been offset. Middle: Summary of the temperature-dependence of the B_{1g} out-of-phase Ru-O phonon at different values of the pressure. The arrows denote the estimated metal-insulator transition, $T_{\text{MI}}(P)$. Bottom: Summary of the pressure-dependence of the metal-insulator transition temperature, $T_{\text{MI}}(P)$.

the d_{xy} orbital energy relative to those of the d_{xz} and d_{yz} orbitals.[13] Fang and Terakura have found in electronic structure calculations that these octahedral distortions stabilize an AF insulating phase by reducing the t_{2g} bandwidth and shifting the Fermi surface nesting wavevector closer to the zone boundary.[13] Pressure, on the other hand, should thwart this tendency by reducing Ru-O octahedral distortions, thereby stabilizing the lower unit-cell volume metallic phase.[14]

In view of the strong pressure-sensitivity of the Mott-like phase in the ruthenates, it is of interest to directly study how AF correlations evolve with pressure-tuning through the pressure-induced collapse of the AF insulating phase of $\text{Ca}_{n+1}\text{Ru}_n\text{O}_{3n+1}$. We can directly probe this important issue by studying the pressure dependence of the two-magnon scattering response of $\text{Ca}_{n+1}\text{Ru}_n\text{O}_{3n+1}$. Two-magnon scattering, which involves the simultaneous flip of spins on adjacent (Ru) sites, affords an ideal means of directly studying the short-range AF correlations in a system.[12, 15, 16, 17] The associated Raman scattering process involves a photon-induced superexchange of two spins on nearest-neighbor (Ru $4d^4$) sites; in the presence of AF order with an in-plane correlation length ξ_{2D} greater than 2-3 lattice spacings, the energy cost of this spin-exchange process is 6.7J for a S=1 system.[12, 16, 17] Consequently, the energy, linewidth, and intensity of the two-magnon response afford substantial information regarding the exchange interaction energy and lifetime associated with AF fluctuations, even in the absence of long-range Néel order.

Fig. 2 shows the two-magnon linewidth and normalized energy as a function of the normalized temperature, T/T_N , for $\text{Ca}_3\text{Ru}_2\text{O}_7$ and Ca_2RuO_4 ; illustrative two-magnon spectra are also shown at various temperatures for $\text{Ca}_3\text{Ru}_2\text{O}_7$ - the results observed for Ca_2RuO_4 are similar. Identification of two-magnon scattering in $\text{Ca}_3\text{Ru}_2\text{O}_7$ and Ca_2RuO_4 is unambiguous, and is based upon the following features: (a) the distinctive temperature dependence of this scattering in the Néel state ($T_N = 56$ K in $\text{Ca}_3\text{Ru}_2\text{O}_7$; $T_N = 110$ K in Ca_2RuO_4), namely, a characteristic decrease in energy and intensity, and an increase in linewidth, with increasing temperature, reflecting the renormalization of magnon energies and lifetimes by thermally-excited carriers;[16, 17] (b) the observed B_{1g} symmetry of this scattering, which is that predicted by the two-magnon scattering Hamiltonian for a material with D_{4h} symmetry,[16] $\Sigma(\mathbf{E}_I \cdot \sigma_{ij})(\mathbf{E}_S \cdot \sigma_{ij})\mathbf{S}_i \cdot \mathbf{S}_j$, where \mathbf{E}_I and \mathbf{E}_S are the incident and scattered electric fields, σ_{ij} is a unit vector connecting sites i and j, and \mathbf{S}_i is the spin operator on site i; and (c) the scaling of the two-magnon energies in Ca_2RuO_4 [$\hbar\omega_o=102$ cm $^{-1}$, $T_N=110$ K] and $\text{Ca}_3\text{Ru}_2\text{O}_7$

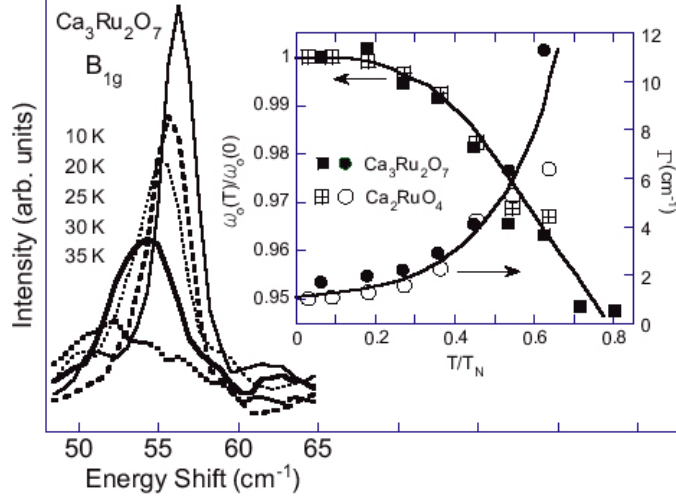


FIG. 2: P=0 two-magnon scattering response of $\text{Ca}_3\text{Ru}_2\text{O}_7$ at various temperatures. Inset: Summary of the normalized two-magnon energy, $\omega_o(T)/\omega_o(0)$, and linewidth, Γ , at P=0 as a function of the normalized temperature, T/T_N , for Ca_2RuO_4 [$\omega_o(0)=102 \text{ cm}^{-1}$] (filled circle and square) and $\text{Ca}_3\text{Ru}_2\text{O}_7$ [$\omega_o(0)=57 \text{ cm}^{-1}$] (open circle and square). Lines drawn are guides to the eye.

[$\hbar\omega_o=57 \text{ cm}^{-1}$, $T_N=56 \text{ K}$] with their respective Néel temperatures. Using the energy cost of a two-magnon excitation in an $S=1$ layered antiferromagnet with $z=4$ nearest neighbors, $\hbar\omega_o=6.7\text{J}$, where J is the in-plane exchange energy, we estimate in-plane exchange energies of $J=15.2 \text{ cm}^{-1}$ for Ca_2RuO_4 and $J=8.5 \text{ cm}^{-1}$ for $\text{Ca}_3\text{Ru}_2\text{O}_7$.

The temperature-dependence of the two-magnon scattering responses in Ca_2RuO_4 and $\text{Ca}_3\text{Ru}_2\text{O}_7$ (inset, Fig. 2) is typical of that observed for AF insulators such as La_2NiO_4 [17] and K_2NiF_4 . [16] On the other hand, the pressure-dependence of the two-magnon response in the ruthenates, illustrated in Fig. 3 for $\text{Ca}_3\text{Ru}_2\text{O}_7$ [(a),(b)] and Ca_2RuO_4 [(c),(d)], is quite remarkable compared to that observed in more conventional Mott systems. Specifically, the two-magnon energy in conventional Mott insulators such as La_2CuO_4 [18] and NiO [19] systematically increases with increasing pressure: $\Delta\omega_o/\Delta P \sim +2.6 \text{ cm}^{-1}/\text{kbar}$ ($+0.17\%/\text{kbar}$) in NiO [19] and $\Delta\omega_o/\Delta P \sim +4 \text{ cm}^{-1}/\text{kbar}$ ($+0.13\%/\text{kbar}$) in La_2CuO_4 . [18] This pressure-dependence reflects an increase in the d-electron hopping matrix element t with increasing pressure, and a corresponding increase in the exchange constant J , in accordance with the simple Hubbard model, $J=t^2/U$, where U is the Coulomb interaction. By contrast, Fig. 3 shows that the two-magnon energies in $\text{Ca}_3\text{Ru}_2\text{O}_7$ and Ca_2RuO_4 are relatively insensitive to pressure up to the pressure-induced insulator-metal transitions (e.g., $\Delta\omega_o/\Delta P < -0.04\%/\text{kbar}$ in $\text{Ca}_3\text{Ru}_2\text{O}_7$), suggesting that the exchange interaction energy in the ruthen-

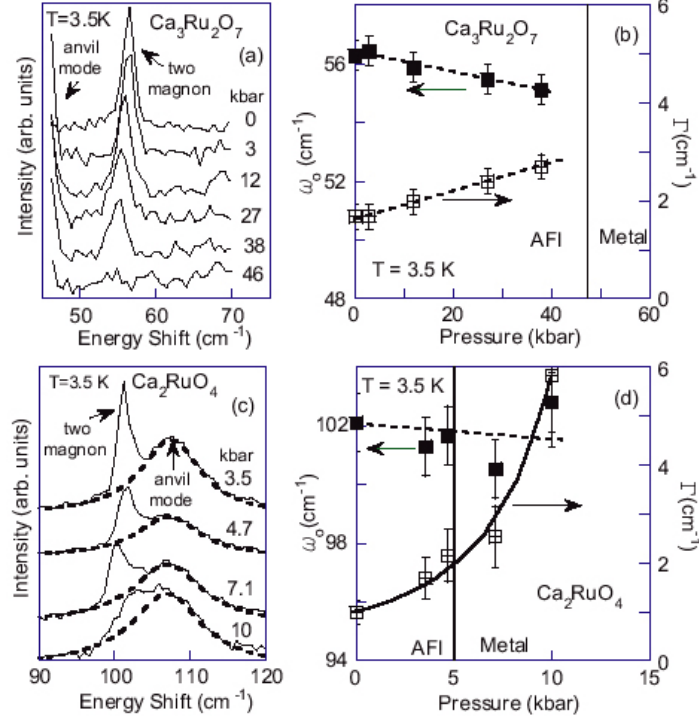


FIG. 3: Raman spectra of the two-magnon scattering response at different pressures for (a) Ca₃Ru₂O₇ and (c) Ca₂RuO₄. The spectra have been offset. Summary of the two-magnon energy and linewidth as a function of pressure for (b) Ca₃Ru₂O₇ and (d) Ca₂RuO₄. Hatched lines reflect rough phase boundaries inferred from our phonon results for Ca₃Ru₂O₇, and from the results of reference[5] for Ca₂RuO₄. Lines drawn are guides to the eye. For Ca₂RuO₄, the two-magnon parameters were obtained after accounting for an anvil phonon mode with a simple lorentzian fit (dashed line).

ates is not appreciably influenced by pressure over this range. Instead, increased pressure in the ruthenates primarily results in a systematic reduction in the intensity of two-magnon scattering. These unusual trends in the pressure-dependence of the two-magnon scattering response suggest that in the ruthenates, increased pressure suppresses AF correlations, *not* via changes in the AF exchange coupling, but rather by suppressing the Ru-O octahedral distortions - and the resulting orbital polarization - that help stabilize antiferromagnetism in the ruthenates.[4, 5, 13]

A comparison of the pressure-dependences of Ca₂RuO₄ and Ca₃Ru₂O₇ is of particular interest (Fig. 3). For example, although a pressure of $P^* \sim 50$ kbar is required to completely suppress AF correlations in Ca₃Ru₂O₇, AF correlations in Ca₂RuO₄ are completely sup-

pressed at much lower pressures, $P^* \sim 15$ kbar, in spite of its substantially larger Néel temperature ($T_N=110$ K) and exchange coupling ($J=15.2$ cm $^{-1}$). Moreover, while two-magnon excitations (and AF correlations) in $\text{Ca}_3\text{Ru}_2\text{O}_7$ are completely suppressed at the pressure-induced insulator-metal transition, in Ca_2RuO_4 we find that the two-magnon response persists well into the pressure-induced metallic phase. Specifically, pressure-dependent transport and magnetization measurements of a Ca_2RuO_4 sample with a similar T_N ($=112$ K) reveal a pressure-induced insulator-metal transition at $P^*=5$ kbar;[6] in support of this value for P^* , we observe a large increase in the two-magnon linewidth of Ca_2RuO_4 above $P=3.5$ kbar, consistent with increased damping of magnons due to the presence of free carriers (Fig. 3 (d)). However, our results clearly indicate that an observable two-magnon response persists to more than $P \sim 10$ kbar, i.e., roughly twice the pressure at which the insulator-metal transition is induced at $P^*\sim 5$ kbar.

The dramatic sensitivity of T_{MI} and AF correlations to pressure in the ruthenates, particularly Ca_2RuO_4 , suggests two scenarios: (i) *Fermi surface nesting* - Mazin and Singh have argued that while superexchange is likely to contribute to antiferromagnetism in Ca_2RuO_4 , the dominant mechanism stabilizing the AF state in this compound is Fermi surface nesting;[20] the strong sensitivity of AF correlations to pressure in the ruthenates would indeed be consistent with a rapid destruction of Fermi surface nesting in these materials. (ii) *Phase competition* - The dramatic pressure-dependence we observe may also reflect a competition between distinct orbital and magnetic phases, with pressure-tuning pushing the system toward a pressure-tuned “quantum critical point” at P^* that separates the orbital-ordered AF insulating state and a ferromagnetic (FM) metal phase. Interestingly, calculations by Hotta and Dagotto[2] and Anisimov et al.[3] indicate the close proximity of AF and FM orbital-ordered phases, whose relative stability should be quite sensitive to pressure. This interpretation would also account for the presence of remnant antiferromagnetic correlations we observe in the pressure-induced metallic phase of Ca_2RuO_4 . Notably, theoretical estimates of the relative pressure-stability of different possible ordered phases in the ruthenates might help our results better differentiate among various scenarios.

In summary, we have used a novel low-temperature, high-pressure Raman spectroscopic investigation to study the pressure-induced collapse of the AF insulating phases of Ca_2RuO_4 and $\text{Ca}_3\text{Ru}_2\text{O}_7$. We find that, unlike conventional Mott insulators, pressure causes the AF insulating phase of the ruthenates to collapse, most likely by suppressing Ru-O octahedral

distortions - and the resulting d-orbital polarization - that stabilize the AF insulating phase of these systems. Pressure-dependence studies of two-magnon scattering in Ca_2RuO_4 and $\text{Ca}_3\text{Ru}_2\text{O}_7$ reveal that the AF correlations in Ca_2RuO_4 are much more sensitive to pressure than in $\text{Ca}_3\text{Ru}_2\text{O}_7$, and that AF correlations may persist well into the pressure-induced metallic phase of Ca_2RuO_4 . This betrays a strong competition between orbital-ordered AF insulating and FM metal phases, the outcome of which is strongly influenced by pressure.

We thank H. Rho for making some of the initial zero-pressure measurements on the Ca_2RuO_4 system, and we thank E. Dagotto and M. V. Klein for useful discussions. This work was supported by the Department of Energy under grant DEFG02-96ER45439.

- [1] M. Imada, A. Fujimori, and Y. Tokura, *Rev. Mod. Phys.* **70**, 1039 (1998).
- [2] T. Hotta and E. Dagotto, *Phys. Rev. Lett.* **88**, 017201 (2001).
- [3] V. I. Anisimov *et al.*, *Eur. Phys. J. B* **25**, 191 (2002).
- [4] G. Cao *et al.*, *cond-mat/0205151* (2002).
- [5] M. Braden *et al.*, *Phys. Rev. B* **58**, 847 (1998); O. Friedt *et al.*, *Phys. Rev. B* **63**, 174432 (2001).
- [6] F. Nakamura *et al.*, *Phys. Rev. B* **65**, 220402(R) (2002).
- [7] T. M. Rice and M. Sigrist, *J. Phys.: Condensed Matter* **7**, L643 (1995).
- [8] Y. Maeno *et al.*, *Nature (London)* **372**, 532 (1994); A. P. Mackenzie *et al.*, *Phys. Rev. Lett.* **80**, 161 (1998).
- [9] S. Nakatsuji and Y. Maeno, *Phys. Rev. Lett.* **84**, 2666 (2000).
- [10] A. V. Puchkov *et al.*, *Phys. Rev. Lett.* **81**, 2747 (1998).
- [11] G. Cao *et al.*, *Phys. Rev. B* **56**, 5387 (1997).
- [12] H. L. Liu *et al.*, *Phys. Rev. B* **60**, 6980 (1999).
- [13] Z. Fang and K. Terakura, *Phys. Rev. B* **64**, 020509(R) (2001).
- [14] A similar suppression of Jahn-Teller distortions with pressure was also observed in room-temperature Raman measurements of $\text{La}_{0.75}\text{Ca}_{0.25}\text{MnO}_4$; A. Congeduti *et al.*, *Phys. Rev. Lett.* **86**, 1251 (2001).
- [15] G. Blumberg *et al.*, *Science* **278**, 1427 (1997); M. Rübhausen *et al.*, *Phys. Rev. Lett.* **82**, 5349 (1999).
- [16] P. A. Fleury and H. J. Guggenheim, *Phys. Rev. Lett.* **24**, 1346 (1970); P. A. Fleury and R. Loudon, *Phys. Rev.* **166**, 514 (1968).

- [17] S. Sugai *et al.*, Phys. Rev. B **42**, 1045 (1990); S. Sugai *et al.*, J. Phys. Soc. Japan **67**, 2992 (1998).
- [18] M. C. Aronson *et al.*, Phys. Rev. B **44**, 4657 (1991).
- [19] M. J. Massey *et al.*, Phys. Rev. B **42**, 8776 (1990).
- [20] I. I. Mazin and D. J. Singh, Phys. Rev. Lett. **82**, 4324 (1999).