

Counting Colored Random Triangulations

J. Bouttier¹, P. Di Francesco² and E. Guitter³

Service de Physique Théorique, CEA/DSM/SPhT

Unité de recherche associée au CNRS

CEA/Saclay

91191 Gif sur Yvette Cedex, France

We revisit the problem of enumeration of vertex-tricolored planar random triangulations solved in [Nucl. Phys. B 516 [FS] (1998) 543-587] in the light of recent combinatorial developments relating classical planar graph counting problems to the enumeration of decorated trees. We give a direct combinatorial derivation of the associated counting function, involving tricolored trees. This is generalized to arbitrary k -gonal tessellations with cyclic colorings and checked by use of matrix models.

06/02

¹ bouttier@spht.saclay.cea.fr

² philippe@spht.saclay.cea.fr

³ gutter@spht.saclay.cea.fr

1. Introduction

Graph-coloring problems are a classical subject of combinatorics, where the celebrated 4-color theorem is probably the most famous result. Parallely the statistics of randomly generated colored graphs play an important role in physics in connection to various statistical models.

Among the coloring problems, a fundamental one is that of generating and counting *vertex-tricolored random triangulations*, a task completed recently in Ref. [1], where a generating function for tricolored triangulations was obtained using matrix model techniques. This generalized an earlier standard result by W. Tutte where these triangulations were counted without colors [2].

The scope of the present paper is to revisit this problem of counting vertex-tricolored random triangulations in the light of new combinatorial developments relating various problems of graph enumeration to that, much simpler, of counting decorated trees [3,4].

This note is organized as follows. We first recall in Section 2 the counting problem and Tutte's result which we re-derive in a more general form in Appendix A by use of a matrix integral. We also recall the formula for the counting function with colors first derived in Ref. [1]. In Section 3, we present a purely combinatorial proof of this formula using techniques borrowed from Refs. [3,4]. Section 4 gathers a few concluding remarks as well as some natural generalizations to colored k -gonal tessellations, corroborated by the matrix integral results of Appendix A.

2. Generalities

2.1. The Problem

We wish to generate so-called “planar random triangulations” namely arbitrary triangulations of the sphere, with vertices colored using three distinct colors say 1,2,3 in such a way that no two adjacent vertices be of the same color (see Fig. 1). To avoid spurious symmetry factors, we furthermore decide to mark and orient one edge of the triangulation and demand that it points from a vertex of color 1 to one of color 2. Finally, we attach a weight t per edge⁴ colored (12) and a weight x_i per vertex of color $i \in \{1, 2, 3\}$.

⁴ Note that the number of edges colored (12) is the same as that colored (23) and that colored (13), and is also half the number of triangles in the triangulation.

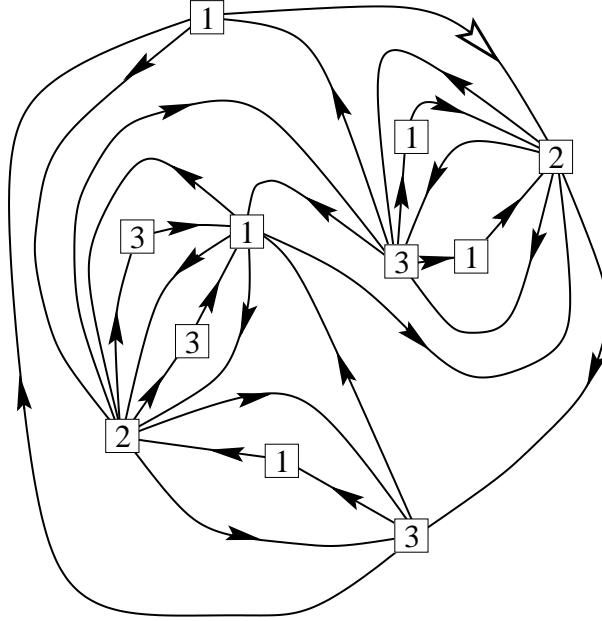


Fig. 1: An example of rooted vertex-tricolored triangulation. We indicate the colors 1, 2, 3 and the natural orientation of edges $1 \rightarrow 2 \rightarrow 3 \rightarrow 1$. The root is the (12) edge marked with a white arrow. The graph is clearly Eulerian as orientations of edges alternate around each vertex.

It is easy to see that for a given triangulation, if such a tricoloring exists, then it is unique. This is to be contrasted to the problem of edge-tricoloring of random planar triangulations where a given edge-tricolorable triangulation may be colored in many ways. In Ref. [1] it was shown that the vertex-tricolorability of a triangulation is equivalent to its two-dimensional foldability, i.e. to the possibility of making all its triangles equilateral by folding it onto the plane. This property holds for arbitrary genus of the triangulated surface.

On the other hand, for *planar* (genus zero) graphs, a necessary and sufficient condition for a triangulation to be vertex-tricolorable is that it be Eulerian, namely that each vertex have an even valency. This condition is also equivalent to the *face-bicolorability* of the triangulation, where the two colors of the faces correspond respectively to a clockwise or counterclockwise cyclic order of the vertex colors around them. That the condition of face-bicolorability be sufficient to ensure vertex-tricolorability is non-trivial (see e.g. Ref. [5]), and holds only in genus zero.

2.2. Vertex-tricolorable triangulations

For $x_1 = x_2 = x_3 = 1$, the counting problem reduces to finding the number of vertex-tricolorable planar triangulations or equivalently of planar Eulerian triangulations with $2n$

faces and a marked oriented edge. This was done by W. Tutte in the dual language under the name of “rooted bicubic maps”, i.e. graphs which are planar, rooted, trivalent, and bipartite, with the result [2]:

$$e_n = \frac{3 \cdot 2^{n-1}}{(n+1)(n+2)} \binom{2n}{n} \quad (2.1)$$

The corresponding generating function $E(t)$ reads

$$E(t) = \frac{1}{32t^2} ((1-8t)^{\frac{3}{2}} - 1 + 12t - 24t^2) \quad (2.2)$$

Beyond the original combinatorial proof of Ref. [2], this result may be easily recovered and extended to bipartite k -valent planar graphs using a two-matrix integral (see Appendix A for details).

2.3. Vertex-tricolored triangulations

Keeping track of the numbers of vertices of each color, i.e. having x_1, x_2, x_3 arbitrary is another story. In terms of matrix integrals, it leads to a much more involved problem, which was solved in Ref. [1]. In this formulation, the triangulations themselves (not their duals) are generated in two steps: one first generates arbitrary vertex-bicolored graphs with weights x_1, x_2 for the first two colors, by use of a two-matrix model with logarithmic potential; the vertices of the third color 3 are added in the center of each face of the above graphs, and the weight x_3 simply arises from the size $n = Nx_3$ of the matrices, where N is a coefficient in the potential.

Remarkably enough, the result of Ref. [1] for the generating function $E(t; x_1, x_2, x_3)$ takes the simple form:

$$\begin{aligned} E(t; x_1, x_2, x_3) &= \frac{U_1 U_2 U_3}{t^2} (1 - U_1 - U_2 - U_3) \\ U_1(1 - U_2 - U_3) &= tx_1 \\ U_2(1 - U_3 - U_1) &= tx_2 \\ U_3(1 - U_1 - U_2) &= tx_3 \end{aligned} \quad (2.3)$$

where $U_i \equiv U_i(t; x_1, x_2, x_3)$ satisfy $U_i(0; x_1, x_2, x_3) = 0$. It was also found in Ref. [1] that this can be differentiated into $dE/dt = U_1 U_2 U_3 / t^3$. Note finally that when $x_1 = x_2 = x_3 = 1$, we have $U_1 = U_2 = U_3 = U(t) = (1 - \sqrt{1 - 8t})/4$ and (2.3) reduces to (2.2).

3. Combinatorial Solution

The simplicity of Tutte’s result for e_n (2.1) clearly related to Catalan numbers suggests a connection to the counting of (possibly decorated) trees. It was shown recently [6] that a one-to-one correspondence indeed exists between Eulerian triangulations and so called “well-balanced trees” which allows for an alternative proof of (2.2). This is a particular example of a more general correspondence between so-called “constellations” and suitable trees [4].

The generalization to the colored case is also very suggestive, as the U_i ’s are reminiscent of generating functions of decorated rooted trees. As we shall see now, the construction of Ref. [4], when dressed with colors, leads to a combinatorial proof of (2.3).

3.1. Conjugated trees

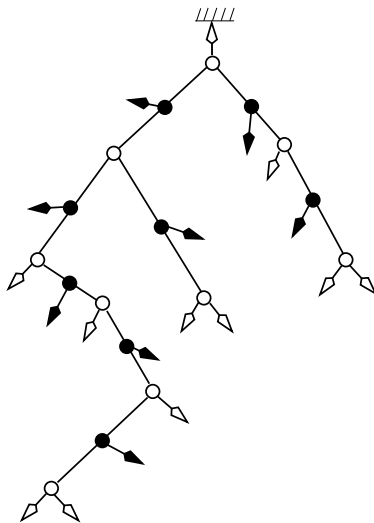


Fig. 2: A rooted blossom binary tree. It is generically obtained by first drawing a rooted binary tree (with white inner vertices and white leaves, including the root on top) and adding in the middle of each inner edge a black vertex with a bud pointing to either side of the edge.

Let us first recall the construction of Ref. [4] establishing a one-to-one correspondence between on one side Eulerian triangulations with a marked oriented edge, and on the other side well-balanced blossom binary trees defined as follows. One starts with a rooted binary tree with n inner (white) vertices, $n - 1$ inner edges, $n + 2$ (white) leaves (including the root). There are

$$c_n = \frac{1}{n + 1} \binom{2n}{n} \tag{3.1}$$

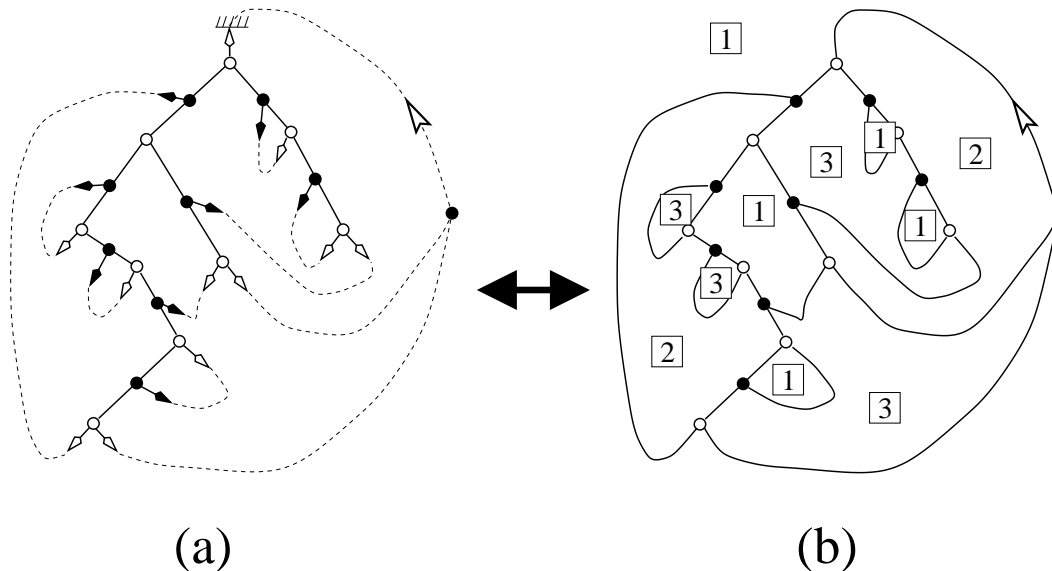


Fig. 4: Starting from the well-balanced blossom tree of Fig. 3, the three unmatched leaves are connected into an additional black vertex (a) and the fusing of all bud-leaf pairs into edges leads to a bipartite trivalent graph (b). The latter is rooted at the edge pointing from the added vertex to the root of the tree. Coloring with color 1 (resp. 2) the face on the right (resp. left) of this edge induces a unique tricoloring of all faces, as indicated. This graph is dual to the vertex-tricolored triangulation of Fig. 1.

Conversely, starting from a rooted Eulerian triangulation, a well-balanced blossom binary tree is constructed from the trivalent bipartite graph dual to the triangulation by removing one vertex and cutting $n+2$ edges as follows. The orientation of the marked edge in the triangulation induces an orientation of all the edges by imposing that the orientations around a triangle be either clockwise or counterclockwise. This orientation is equivalent to a bicoloration of the triangles (white for clockwise, black for counterclockwise) and, upon adding colors, also corresponds to the cyclic order of the three vertex colors around the triangles (namely 1, 2, 3 or 1, 3, 2). One first opens the triangle adjacent to the marked oriented edge on its left, so as to obtain three root edges pointing toward three vertices with distinct colors which we will call “origins”. To each vertex of the triangulation one associates its geodesic “distance” from these origins defined as the minimal length of all orientation-respecting paths from any of the origins to this vertex. As a consequence of the vertex-tricolorability, all minimal paths to a given vertex originate from the same origin. Among these paths, one can moreover select the *leftmost* one [4]. The edges of all the leftmost minimal paths form a “covering forest” made of three disjoint trees rooted at the origins and covering all vertices of the graph, as shown in Fig. 5. The duals of these

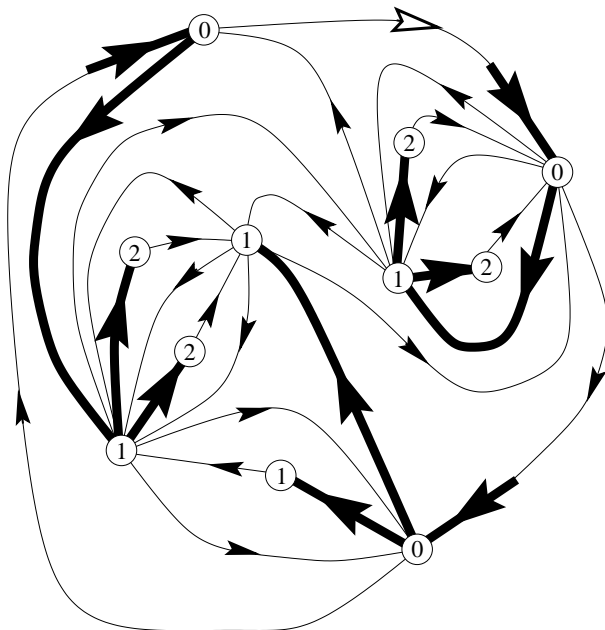


Fig. 5: The covering forest of the triangulation of Fig. 1, made of the three trees obtained as follows: the three edge of the face to the left of the rooted edge serve as roots for the trees and point to three origins labeled by 0. Each vertex is labeled by its minimal geodesic “distance” to the nearest origin. The *leftmost* minimal paths linking origins to vertices have been thickened and form the three trees.

edges are those to be cut on the dual graph in order to get the desired well-balanced tree, obtained by moreover erasing the vertex dual to the opened face. It is easily seen that this indeed produces the inverse of the former construction as the above three trees are dual to the three arch systems formed by the bud-leaf pairings and delimited by the three unmatched leaves (see Ref. [4] for a detailed proof).

This mapping allows to identify $E(t)$ (2.2) as the generating function of the numbers of well-balanced rooted binary blossom trees with a weight t per inner white vertex.

3.2. Colors

It is now quite simple to reinstate the color weights as the above construction allows to keep track of the tricoloration. Indeed, the $n + 2$ vertices of the triangulation are in one-to-one correspondence with the $n + 2$ white leaves of the well-balanced tree. To any vertex, we first associate the incident edge of the above-constructed covering forest pointing to it (to a root vertex, we associate the corresponding root edge). The dual of this edge is cut in the above procedure hence associated with a unique (white) leaf. We decide to transfer the

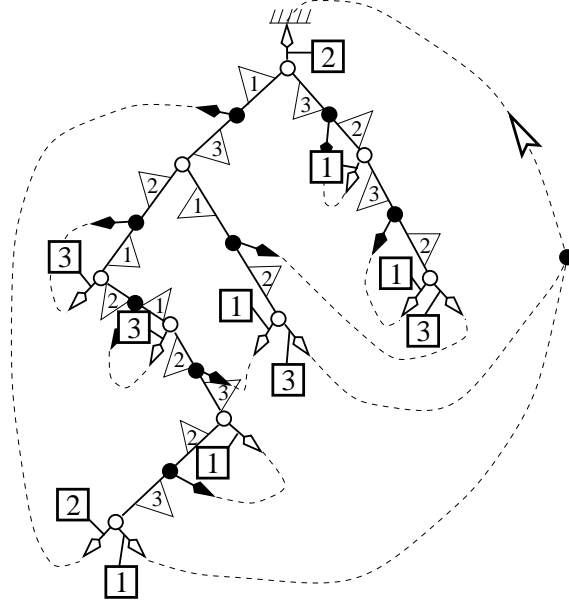


Fig. 6: Color assignment for leaves and half-edges of the blossom tree of Fig. 2. The leaves are in one-to-one correspondence with the faces of the trivalent bipartite graph, dual to the vertices of the original triangulation, and receive a weight x_i according to their color, here indicated within thick squares. Half-edges (i.e. links from black to white vertices) are colored according to the face on their left, as indicated by flags, but receive no additional weight. Buds also receive a color (not indicated here) identical to that of the connected leaf. Colors appear necessarily in clockwise (resp. counterclockwise) cyclic order around white (resp. black) vertices.

color weight x_i from the original vertex of the triangulation to this leaf of the associated well-balanced tree (see Fig. 6).

Beside this coloring of the leaves, the original coloring of the triangulation induces a coloring of the whole well-balanced tree as follows. We first attach a color to each *edge* of the trivalent bipartite graph dual to the triangulation. The edges of this graph are naturally oriented from black to white vertices and its faces inherit the colors 1, 2 or 3 of the dual vertices. We decide to attach to each oriented edge the color of the face immediately to its left. Note that edge colors around a white (resp. black) vertex necessarily appear in clockwise (resp. counterclockwise) cyclic order. Keeping this edge-coloring assignment, we may repeat the above construction of a well-balanced blossom binary tree, whose half-edges, buds and leaves are now colored accordingly (see Fig. 6). In particular, for leaves, the color inherited from the associated cut edge coincides with that assigned above when transferring colors from vertices to leaves.

Note that, on the well-balanced tree, the coloring is uniquely fixed by demanding that the three colors adjacent to white (resp. black vertices) be in clockwise (resp. counterclockwise) cyclic order, and that the root half-edge be of color 2 (with our conventions). Such a tree will be called well-colored. Note also that only leaves receive a weight x_i according to their color. This in turn allows to identify $E(t; x_1, x_2, x_3)$ of (2.3) as the generating function of the well-colored well-balanced rooted blossom binary trees (with a root edge of color 2) with a weight x_i per leaf of color i (including the weight x_2 for the root).

3.3. Generating functions

Using the above equivalence, the formula (2.3) for $E(t; x_1, x_2, x_3)$ can now be obtained thanks to the following trick. We first compute the generating function dE/dt incorporating an extra marking of a white *vertex* (the weight t per edge (12) is equivalently a weight per white face of the triangulation, hence per white vertex of the well-balanced tree). Erasing this vertex cuts out the colored rooted well-balanced binary blossom tree into a triplet (T_1, T_2, T_3) of rooted colored binary blossom trees.

These trees differ from the original one in the sense that they are no longer automatically well-balanced, that they carry an extra bud attached to the middle of the root edge, and that the corresponding half-edges connected to their roots have three distinct colors 1, 2, 3. More precisely, we order the triplet in such a way that T_i have a root half-edge of color i .

Conversely given three such rooted colored binary blossom trees (T_1, T_2, T_3) , we attach them by their roots in clockwise cyclic order. The result is a vertex-marked well-colored binary blossom tree: its three “unmatched” leaves have colors 1, 2, 3 and we therefore pick that of color 2 for the root which makes it well-balanced and well-colored.

This bijection translates into $dE/dt = V_1 V_2 V_3$, where $V_i(t; x_1, x_2, x_3)$ denotes the generating function for rooted blossom trees with a root half-edge of color i , and weights t per white vertex and x_i per leaf of color i (excluding the root). We have the relations:

$$\begin{aligned} V_1 &= x_1 + tV_1V_2 + tV_3V_1 \\ V_2 &= x_2 + tV_2V_3 + tV_1V_2 \\ V_3 &= x_3 + tV_3V_1 + tV_2V_3 \end{aligned} \tag{3.3}$$

illustrated in Fig. 7. Upon identifying $U_i = tV_i$, we get:

$$\frac{d}{dt} E(t; x_1, x_2, x_3) = \frac{U_1 U_2 U_3}{t^3} \tag{3.4}$$

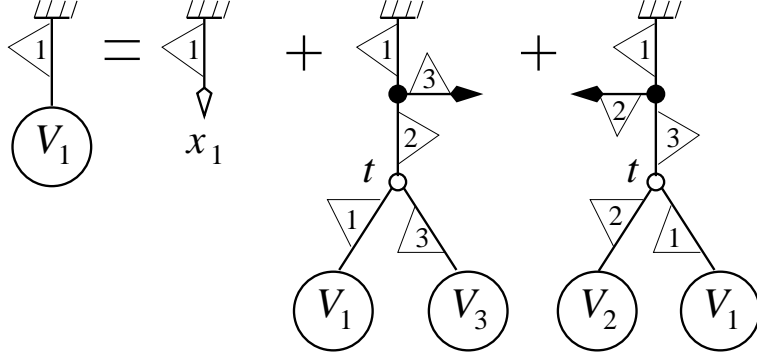


Fig. 7: The pictorial representation of the functional equation $V_1 = x_1 + tV_1V_2 + tV_3V_1$ for the generating functions V_i of colored blossom trees with a first half-edge of color i . The color of half-edges are indicated by flags and appear in clockwise (resp. counterclockwise) order around white (resp. black) vertices.

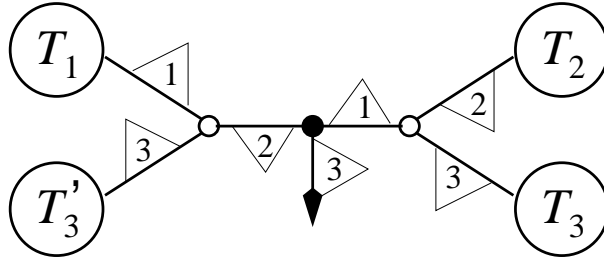


Fig. 8: The quadruplet of trees T_1 of root color 1, T_2 of root color 2, and T_3, T'_3 of root color 3 are fused into a blossom tree with a marked inner edge by connecting them cyclically as shown. The position of the bud follows.

an equation already obtained in Ref. [1].

Let us now consider what follows from the bijection if instead of marking a white vertex we mark an *inner edge* of the well-colored blossom tree. Noting that there is exactly one less inner edge than white vertices, the generating function of such objects simply reads $dE/dt - E/t$. Now marking an inner edge amounts to actually cutting it out together with its bud and two adjacent white vertices, thus creating *four* colored blossom trees of the type generated by the V_i 's. In this quadruplet, exactly two have roots of the same color: they are those originally separated by the bud in the middle of the marked edge.

Conversely given a quadruplet of such rooted colored blossom trees exactly two of which have roots of the same color, there is a unique way of fusing them into a well-colored well-balanced rooted blossom tree with a marked edge, as shown in Fig. 8.

This translates into the relation

$$\left(\frac{d}{dt} - \frac{1}{t}\right)E(t; x_1, x_2, x_3) = \frac{U_1U_2U_3}{t^3}(U_1 + U_2 + U_3) \quad (3.5)$$

which, together with (3.4) implies the desired formula (2.3) for E .

4. Discussion and conclusion

In this paper, we have given a combinatorial proof of the result (2.3) for the generating function of vertex-tricolored planar triangulations with a marked edge of color (12). This was done by adapting the construction of Ref. [4] by first adding colors to the various objects involved and then deriving closed formulas for the generating functions by suitably marking them. Let us now discuss a natural generalization of (2.3) to other graph-coloring problems.

The construction of Ref. [4] was carried out for general multivalent graphs called constellations. Among them are the rooted Eulerian k -gonal tessellations, namely duals of the rooted bipartite k -valent planar graphs. The k -gonal faces of the tessellation are naturally bicolored into alternating black and white faces while its vertices are k -colored with colors $1, 2, \dots, k$ by demanding that they appear in clockwise (resp. counterclockwise) cyclic order around white (resp. black) faces, and that the root edge be of color (12). This coloring is then unique and we wish to compute the generating function $E(t; x_1, \dots, x_k)$ for these objects with a weight x_i per vertex of color i and a weight t per edge of color (12). For $k = 2, 3$, this exhausts all possible vertex colorings of these graphs with k colors. For $k > 3$ however, the prescription of cyclic ordering of colors restricts the configurations to very particular k -colorings of the vertices of those graphs. The absence of entropy of coloring is what makes the problems simple. Repeating the steps of Ref. [4] and adding colors on the way, we arrive at the following generalization

$$E(t; x_1, \dots, x_k) = \frac{U_1 U_2 \dots U_k}{t^{k-1}} \left(1 - \frac{U_1 U_2 \dots U_k}{t^{k-3}} \sum_{1 \leq i < j \leq k} \frac{1}{U_i U_j} \right) \quad (4.1)$$

$$U_i \left(1 - t^{3-k} \sum_{j \neq i} \frac{1}{U_j} \prod_{m \neq i} U_m \right) = t x_i$$

where $U_i \equiv U_i(t; x_1, \dots, x_k)$ satisfy $U_i(0; x_1, \dots, x_k) = 0$ and generate the numbers of suitable well-colored well-balanced blossom trees. Like in the $k = 3$ case, we may derive the above relation in two steps. We first get an explicit expression for dE/dt by marking a white vertex, thus creating a k -uplet of colored blossom trees with roots of all colors. The correspondence is a bijection, hence

$$\frac{d}{dt} E(t; x_1, \dots, x_k) = \frac{U_1 U_2 \dots U_k}{t^k} \quad (4.2)$$

Alternatively, marking an inner edge of the well-colored blossom tree, rather than a white vertex, leads to an expression for $dE/dt - E/t$. This marking amounts to erasing the inner edge together with its buds and two adjacent white vertices, thus creating a $2(k-1)$ -uple of colored blossom trees. Around each white vertex (with its $(k-1)$ attached trees) exactly one color of root is missing among $1, 2, \dots, k$. Overall a pair of colors $i \neq j$ are missing from the two sets of roots. This translates into the following relation

$$\left(\frac{d}{dt} - \frac{1}{t}\right)E(t; x_1, \dots, x_k) = \frac{1}{t^{2k-3}}(U_1 U_2 \dots U_k)^2 \sum_{1 \leq i < j \leq k} \frac{1}{U_i U_j} \quad (4.3)$$

which, together with (4.2), implies the formula (4.1) for E . When $x_1 = x_2 = \dots = x_k = 1$, (4.1) reduces to the following equation for the generating function $E(t)$ of rooted Eulerian k -gonal tessellations:

$$\begin{aligned} E &= \frac{U^k}{t^{k-1}} \left(1 - \frac{k(k-1)}{2} \frac{U^{k-2}}{t^{k-3}}\right) \\ U \left(1 - (k-1) \frac{U^{k-2}}{t^{k-3}}\right) &= t \end{aligned} \quad (4.4)$$

in agreement with the matrix model result detailed in Appendix A. The formula (2.3) and its generalization (4.1) may be compared to that derived in Ref. [4] in the context of constellation enumeration (eqs. 10 and 11). The latter involves generating functions u_m for general Eulerian trees which turn out to be related to our U_j 's at $t = 1$ through $u_m = \prod_{j \neq m} U_j$.

Appendix A. Enumeration of rooted bipartite k -valent planar graphs via matrix model

Hermitian matrix integrals have been extensively used to generate (planar) graphs [7]. Here we wish to generate the dual graphs to planar Eulerian k -gonal tessellations, counted with a weight \sqrt{t} per k -gon, namely the bipartite k -valent planar graphs with a weight \sqrt{t} per vertex (or equivalently a weight t per white vertex in a natural bicolouration of the vertices of the bipartite graph). The case of rooted bicubic maps of Ref. [2] corresponds to $k = 3$ in this language. This is readily obtained by computing the following integral over two Hermitian matrices A, B of size $N \times N$:

$$\begin{aligned} Z_N(t) &= \int dA dB e^{-N \text{Tr}(V(A,B))} \\ V(A, B) &= AB - \frac{\sqrt{t}}{k}(A^k + B^k) \end{aligned} \quad (A.1)$$

where the integration measure is the standard Haar measure, normalized in such a way that $Z(0) = 1$. Indeed, the generating function for rooted objects⁵ is simply $E(t) = kt \frac{df_0(t)}{dt}$ where the “planar free energy” $f_0(t)$ reads

$$f_0(t) = \lim_{N \rightarrow \infty} \frac{1}{N^2} \text{Log } Z_N(t) \quad (\text{A.2})$$

Indeed, $\text{Log } Z_N(t)$ is formally computed as a power series expansion of t each term of which corresponds to the construction of all possible closed connected (fat)graphs by connecting pairs of half-edges of vertices of the type A^k and B^k into bicolored edges of type AB . The result is a connected bicolored k -valent graph, weighted by its inverse symmetry factor (from the sum over all possible edge pairings and the various combinatorial factors of the expansions), as well as a weight $N\sqrt{t}$ per vertex, $1/N$ per edge, and N per face, giving an overall factor N^{2-2g} , g the genus of the surface covered by the graph. Taking $N \rightarrow \infty$ therefore selects only the genus zero (planar) contributions.

The computation of $Z_N(t)$ is performed through a sequence of standard steps [8,9]. We first reduce the integral (A.1) to one over eigenvalues, by first performing the change of variables from A, B to their diagonal form and unitary diagonalization matrices, and then using the Itzykson-Zuber formula to disentangle the interaction term AB , to finally integrate out the unitary matrices. The result reads

$$Z_N(t) = \int \prod_{i=1}^N \Delta(\lambda) \Delta(\mu) d\lambda_i d\mu_i e^{-NV(\lambda_i, \mu_i)} \quad (\text{A.3})$$

where $\Delta(\lambda) = \prod_{1 \leq i < j \leq N} (\lambda_i - \lambda_j)$ is the Vandermonde determinant of the diagonal matrix $\lambda = \text{diag}(\lambda_1, \dots, \lambda_N)$. Next we introduce monic bi-orthogonal polynomials w.r.t. the weight $w(x, y) = e^{-NV(x, y)}$, namely $p_n(x) = x^n + O(x^{n-1})$, $q_m(y) = y^m + O(y^{m-1})$ satisfying

$$(p_n, q_m) \equiv \int dx dy w(x, y) p_n(x) q_m(y) = h_n \delta_{m, n} \quad (\text{A.4})$$

where the formal two-dimensional integration over x, y is defined through the Feynman rules for matrices of size 1×1 , namely [1]

$$\int dx dy x^a y^b e^{-Nxy} \equiv \delta_{a, b} \frac{\Gamma(a+1)}{N^a} \quad (\text{A.5})$$

⁵ The function $t \frac{df_0(t)}{dt}$ counts k -valent planar graphs with a marked white vertex, which is $1/k$ of the counting function for k -valent planar graphs with a marked edge.

The symmetry of $V(x, y) = V(y, x)$ allows to identify $p_n(x) = q_n(x)$. The function $Z_N(t)$ is then simply expressed in terms of the normalization factors h_n as

$$Z_N(t) = \prod_{i=0}^{N-1} h_i \quad (\text{A.6})$$

We now introduce operators Q and P acting on the basis p_n as respectively $Qp_n(x) = xp_n(x)$ and $Pp_n(x) = p'_n(x)$. Upon formally integrating by parts, we easily get the relation

$$(Pp_n, p_m) = N(\partial_x V(x, y)p_n, p_m) = N(p_n, yp_m) - \sqrt{t}(x^{k-1}p_n, p_m) \quad (\text{A.7})$$

Once expressed on p_n , this translates into the operator relation

$$\frac{P}{N} = Q^\dagger - \sqrt{t}Q^{k-1} \quad (\text{A.8})$$

where the adjoint is defined wrt the bilinear form $(\ , \)$ above. We now use the k -fold symmetry of $V(\omega x, \bar{\omega}y) = V(x, y)$, where $\omega = e^{\frac{2i\pi}{k}}$, which translates into one for p_n : $p_n(\omega x) = \omega^n p_n(x)$. Together with (A.8) and the fact that P lowers the degree by 1, this implies the following action of Q, Q^\dagger on p_n :

$$\begin{aligned} Qp_n &= p_{n+1} + r_n p_{n-k+1} \\ Q^\dagger p_n &= \frac{r_{n+k-1}}{v_{n+1}v_{n+2} \cdots v_{n+k-1}} p_{n+k-1} + v_n p_{n-1} \end{aligned} \quad (\text{A.9})$$

where $v_n = h_n/h_{n-1}$. Substituting these into (A.8) yields the all-genus solution for $Z_N(t)$. As we are only interested in the planar limit, we take $N \rightarrow \infty$ and note that for $n/N = x$ fixed the sequences r_n, v_n tend to smooth functions of x still denoted $r(x), v(x)$. We may formally write $Q = z + r/z^{k-1}$ and $Q^\dagger = r(z/v)^{k-1} + v/z$ in terms of the shift operator z , which commutes with all functions of x in the planar limit. Moreover we have $P/N = x/z + O(1/z^2)$, and expressing (A.8) for the coefficient of z^2 and $1/z$ we get the two relations

$$r/v^{k-1} = \sqrt{t} \quad x = v - (k-1)r\sqrt{t} \quad (\text{A.10})$$

For $k \geq 3$, introducing $\theta = t^{\frac{1}{k-2}}$, and $V(x) = \theta v(x)$, we finally get

$$\theta x = V(1 - (k-1)V^{k-2}) \equiv \varphi(V) \quad (\text{A.11})$$

The function V is the unique solution of (A.11) vanishing at $x = 0$. The formula (A.6) immediately gives access to the planar free energy

$$f_0(t) = \int_0^1 dx (1-x) \text{Log}\left(\frac{V(x)}{\theta x}\right) \quad (\text{A.12})$$

or to the quantity we are after

$$E(t) = kt \frac{df_0}{dt} = \frac{k}{k-2} \theta \frac{df_0}{d\theta} = -\frac{k}{2(k-2)} + \frac{k}{k-2} \int_0^1 dx(1-x) \frac{\partial_\theta V}{V} \quad (\text{A.13})$$

Changing variables from $x \rightarrow V$, and denoting by W the solution of

$$\theta = W(\theta)(1 - (k-1)W(\theta)^{k-2}), \quad W(0) = 0 \quad (\text{A.14})$$

we arrive at

$$\begin{aligned} E(t) &= -\frac{k}{2(k-2)} + \frac{k}{t^2(k-2)} \int_0^U \frac{dV}{V} \varphi(V)(t - \varphi(V)) \\ &= -\frac{k}{2(k-2)} + \frac{k}{t^2(k-2)} \left(tW - \frac{W^2}{2} - tW^{k-1} + 2\frac{k-1}{k}W^k - \frac{k-1}{2}W^{2(k-1)} \right) \end{aligned} \quad (\text{A.15})$$

In the case $k = 3$ where $\theta = t$, we simply have to substitute the solution $W = (1 - \sqrt{1 - 8t})/4$ of (A.14) into the above, to finally recover Tutte's result (2.2). In the general case, we may reduce the last expression of (A.15) to the same denominator $(k-2)t^2$ and substitute θ with $W(1 - (k-1)W^{k-2})$ in the numerator, which after some drastic simplifications finally gives

$$E(t) = \frac{W^k}{t^2} \left(1 - \frac{k(k-1)}{2} W^{k-2} \right) \quad (\text{A.16})$$

Finally, writing $U(t) = \theta^{k-3}W(\theta)$, eqns. (A.14) and (A.16) simply amount to the formula (4.4). Note finally that for $k = 2$, eqns. (A.10) reduce to $v = x/(1-t)$, and (A.6) implies

$$f_0(t) = \int_0^1 dx(1-x) \text{Log}\left(\frac{v(x)}{x}\right) = -\frac{1}{2} \text{Log}(1-t) \quad (\text{A.17})$$

hence $E(t) = 2tdf_0/dt = t/(1-t)$, in agreement with (4.4) at $k = 2$.

References

- [1] P. Di Francesco, B. Eynard and E. Guitter, *Coloring Random Triangulations*, Nucl. Phys. **B516** [FS] (1998) 543-587.
- [2] W. Tutte, *A Census of Planar Maps*, Canad. Jour. of Math. **15** (1963) 249-271.
- [3] G. Schaeffer, *Bijjective census and random generation of Eulerian planar maps*, Electronic Journal of Combinatorics, vol. **4** (1997) R20
- [4] M. Bousquet-Mélou and G. Schaeffer, *Enumeration of planar constellations*, Adv. in Applied Math., **24** (2000) 337-368.
- [5] After M. Kontsevitch, *Mathematical Intelligencer*, Vol. **19**, No. 4 (1997) 48.
- [6] D. Poulhalon and G. Schaeffer, *A note on bipartite Eulerian planar maps*, preprint (2002), available at <http://www.loria.fr/~schaeffe/>
- [7] E. Brézin, C. Itzykson, G. Parisi and J.-B. Zuber, *Planar Diagrams*, Comm. Math. Phys. **59** (1978) 35-51.
- [8] P. Di Francesco, P. Ginsparg and J. Zinn-Justin, *2D Gravity and Random Matrices*, Physics Reports **254** (1995) 1-131.
- [9] B. Eynard, *Random Matrices*, Saclay Lecture Notes (2000), available at http://www-spht.cea.fr/lectures_notes.shtml