

# D-wave superconductivity in electron-doped cuprates

Francisco Guinea<sup>†</sup>, Robert S. Markiewicz<sup>‡</sup> and María A. H. Vozmediano<sup>\*</sup>.

<sup>†</sup>*Instituto de Ciencia de Materiales de Madrid, CSIC, Cantoblanco, E-28049 Madrid, Spain*

<sup>‡</sup>*Physics Department, Northeastern University, Boston MA 02115, USA*

<sup>\*</sup>*Departamento de Matemáticas, Universidad Carlos III de Madrid, 28911 Leganés, Madrid, Spain.*

(December 2, 2024)

The Kohn-Luttinger mechanism for superconductivity is investigated in a model for the electron doped cuprates. The order parameter of the superconducting phase is determined as a function of the geometry of the Fermi surface together with the structure of the electron-hole susceptibility and is found to remain  $d_{x^2-y^2}$  wave. The *shape* of the gap anisotropy evolves with doping, with the maximum gap moving away from  $(\pi, 0)$ , in good agreement with a recent experiment.

The single band Hubbard model with longer range hoppings - (t-t') Hubbard model - is being widely accepted as a minimal model to describe the physics of the high- $T_c$  cuprates [1]. It gives most of the qualitative aspects of the phase diagram: antiferromagnetism near half filling, superconductivity, pseudogap, and striped phases. The greatest effort has previously been centered in understanding hole-doped compounds as they possess the highest available  $T_c$ . The complication of the phase diagram in the underdoped to optimally doped regimes, partially due to the inhomogeneous structures and the proximity of the Van Hove singularity, has recently renewed interest in electron doped compounds [2].

Although the estimated values of the Hubbard interaction  $U$  lie in the intermediate regime, most of the previous features can be obtained in the weak coupling limit which has the advantage of often permitting analytical computations where the physics is more transparent.

Superconductivity has been obtained in the purely repulsive model with quantum Monte Carlo methods at moderate values of  $U$  [3], with the antiferromagnetic fluctuation exchange approximation [4–6], and with Renormalization Group (RG) methods in the proximity of the Van Hove singularity [7]. At present there is no general agreement on the mechanism for superconductivity. As for the symmetry of the superconducting order parameter, it is generally assumed to be of d-wave in the hole doped cuprates and remains unclear in the electron doped compounds [8].

One of the most physically appealing mechanisms for obtaining a pairing instability from repulsive interactions goes back to Kohn and Luttinger (KL) [9] who demonstrated the instability of a three dimensional isotropic Fermi system towards pairing due to the spatial modulation of the effective interaction at a wavevector of  $2k_F$ . The KL mechanism has been extended to other electron systems and dimension [10–12] and has been extensively studied in the 2D Hubbard model [13–16].

In the study of the instabilities of an electron system a principal role is played by the electron-hole susceptibility  $\chi(\vec{k}, w)$  whose imaginary part measures the den-

sity of electron-hole pairs with energy  $w$  and whose real part renormalizes the scattering amplitude. Scattering processes which involve opposite points of the Fermi surface can be enhanced by its special geometry (nesting and Van Hove singularities are extreme examples), or by other physical features.

In ref. [17], a scaling analysis was used to study the pairing instabilities of a general Fermi surface in the 2D square lattice as a function of its geometry. It was shown that the curvature of the Fermi line modulates the effective interaction in the BCS channel in such a way that different harmonics scaled as different powers of the scaling parameter. As the latter goes to zero some harmonics become negative giving rise to a KL superconductivity in the given channel.

In this paper we perform a KL analysis of electron doped cuprates along the lines of ref. [17] based on special features of the susceptibility.

Recent angle-resolved photoemission spectroscopy (ARPES) of electron-doped  $\text{Nd}_{2-x}\text{Ce}_x\text{CuO}_{4\pm\delta}$  (NCCO) [2] found a smooth evolution of the band dispersion with doping, from half filling to optimal doping, which could be interpreted [18] in terms of the gradual filling of the upper Hubbard band. This doping gradually reduces the Mott gap that closes near optimal doping. This doping also falls close to another interesting point [19] where the displaced Fermi surface is tangent to the original one and the susceptibility  $\chi$  at  $\vec{Q} = (\pi, \pi)$  starts to drop precipitously.

Near this point, the magnetic susceptibility has the form of a nearly flat-topped plateau in momentum space, with sharp falloff away from the plateau. The plateau is defined by the presence of points at which the Fermi surface (FS) overlaps the FS image shifted by  $\vec{Q}$ . If the FS image is shifted away from  $\vec{Q}$  by an additional  $\vec{q}$ , then for some critical value  $\vec{q} = \vec{q}_c$ , one or more of the overlaps ceases to exist as the two FS's pull apart. The value of  $q_c$ , which defines the plateau boundary in a given direction, satisfies

$$-2t(\sin q_x + \sin q_y) - 4t' \sin q_x \sin q_y = \mu, \quad (1)$$

where  $\mu$  is the chemical potential. When  $\mu = 0$ , the width of the plateau shrinks to zero. The plateau approximately satisfies the form  $\chi = A - B\Theta(q - q_c)\sqrt{q - q_c}$  for  $q > q_c$ , with  $\Theta$  a step function. As the width of the plateau vanishes  $q_c \rightarrow 0$ , the two square root terms merge at a single point. The resulting susceptibility is depicted in Fig.1

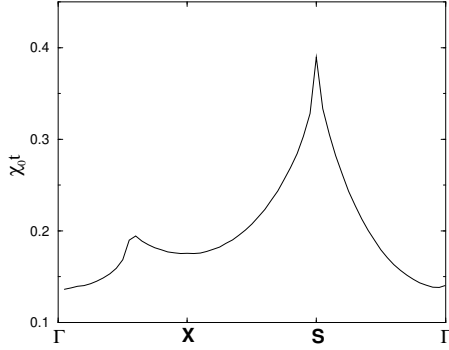


FIG. 1. Bare susceptibility at the termination of the plateau described in the text,  $\mu = 0$ .

At  $T=0$ , the susceptibility  $\chi_{\vec{Q}}$  can be written

$$\chi_{\vec{Q}} = \int \frac{d^2\vec{q}}{(2\pi)^2} \frac{1}{(\epsilon_{\vec{k}+\vec{Q}} - \epsilon_{\vec{k}})} = \frac{1}{4t} \int \frac{d^2\vec{q}}{(2\pi)^2} \frac{1}{(\cos q_x + \cos q_y)}. \quad (2)$$

The Fermi functions limit the integral to a sum of approximately wedge-shaped areas. Letting  $k_i = \pi/2 + k'_i$ ,  $i = x, y$ , then to lowest order the energy becomes

$$\epsilon_{\vec{k}} = 2\sqrt{2}tk'_{\perp} + 2t'k_{\parallel}^2 \quad (3)$$

with  $k_{\parallel}$  and  $k_{\perp}$  the momenta parallel and perpendicular to the zone diagonal (magnetic Brillouin zone boundary).

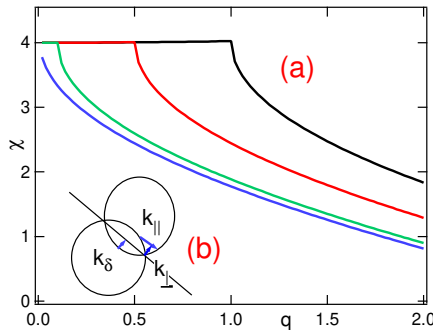


FIG. 2. (a) Calculated susceptibility  $\chi(q)$  for several values of overlap  $\delta$ . (b) Schematic of Fermi surfaces, defining  $k_{\delta}$ ,  $k_1$  ( $k_{\perp}$ ) and  $k_2$  ( $k_{\parallel}$ ).

Linearizing the energy denominator,  $\Delta\epsilon \propto k_{\perp}$ , independent of  $k_{\parallel}$  we have

$$\chi_{\vec{Q}} \approx \frac{1}{8\pi^2\sqrt{2}t} \int_0^{k_c} \frac{dk_{\perp} dk_{\parallel}}{k_{\perp}} = \frac{I}{4\pi^2 t}. \quad (4)$$

The FS centered at  $(\pi, \pi)$  and the Q-shifted FS are illustrated schematically in Fig. 2c. The region of integration is over the part of the upper FS in Fig. 2c not overlapped by the lower (Q-shifted) FS, and  $k_{\perp}$  ranges from zero at the apex of the wedge to the middle of the upper FS,  $k_c = k_F - k_{\delta}$ , where  $k_F$  is the radius of the FS and  $k_{\delta}$  is the overlap parameter defined in Fig. 2c. Assuming  $k_{\delta} \ll k_F$  and keeping only the lowest order contributions,

$$\begin{aligned} I &= \sqrt{k_F} \left[ \int_0^{k_F} dk_{\perp} \frac{\sqrt{k_{\perp} + k_{\delta}}}{k_{\perp}} - \int_0^{k_{\delta}} dk_{\perp} \frac{\sqrt{k_{\delta} - k_{\perp}}}{k_{\perp}} \right] \\ &= \sqrt{k_F k_{\delta}} \left[ \sqrt{1 + \beta} + \ln \left| \frac{\sqrt{1 + \beta} - 1}{\sqrt{1 + \beta} + 1} \right| - \right. \\ &\quad \left. - \Theta(1 - \beta) (\sqrt{1 - \beta} + \ln \left| \frac{\sqrt{1 - \beta} - 1}{\sqrt{1 - \beta} + 1} \right|) \right], \quad (5) \end{aligned}$$

with  $\beta = k_c/k_{\delta}$  and  $\Theta$  the unit step function. For the  $q$ -dependent susceptibility, the FS is shifted by  $q$ , or  $k_{\delta} \rightarrow k_{\delta} + q$  for the surface shown,  $k_{\delta} \rightarrow k_{\delta} - q$  for the FS at  $(-\pi, -\pi)$ , so  $\chi_q \propto I_{k_{\delta}+q} + I_{k_{\delta}-q}$ . There is one correction. For  $q > k_{\delta}$ , the two FSs no longer overlap, and the integral runs over the full half-circle, but  $k_{\perp}$  is measured from half way between the two FSs, so  $I_{k_{\delta}-q} = k_F [1 - \gamma \tan^{-1} 1/\gamma]$ , with  $\gamma = \sqrt{(q - k_{\delta})/2k_F}$ . Figure 2a shows the resulting susceptibilities for several values of  $k_{\delta}$ . The calculation explains the very flat top, with weak positive curvature (Fig. 2b), and the sharp falloff at  $q = k_{\delta}$ . Near the plateau edge  $\chi \sim 1 - \pi\gamma/2$  varies as  $\sqrt{q}$ . The termination of the plateau (Fig. 1) corresponds to  $k_{\delta} = 0$ . The plateau edge corresponds to the point where the dashed line intersects the Q-shifted FS (horizontal arrows). With the assumed parameter values,  $\mu = 0$  corresponds to an electron doping  $x \simeq -0.19$ ,  $\mu = 4t' = -0.359\text{eV}$  to a hole doping,  $x = 0.24$ .

The Fermi surface of the electron compounds for the doping values of interest has a general rounded shape centered at  $(\pi, \pi)$  with flatter portions in the diagonal directions. This situation was analyzed in [17] and shown to induce a pairing instability with  $d_{x^2-y^2}$  symmetry without special features of the susceptibility. The general argument in [17] assumes that only the electrons in an energy strip of width  $\Lambda$  around the Fermi surface are involved in the scattering. The susceptibility in our case is proportional to  $(\Lambda^2/f^2)$  where  $f$  is the curvature of the Fermi surface and gets modulated by it. Hence it has maxima for the scattering vectors joining two opposite points of the Fermi surface in the  $(\pi/2, \pi/2)$  direction and equivalent points where the curvature reaches its minimum value. It has minima in the zero and equivalent directions. The detailed study of the susceptibility presented above will reinforce the symmetry arguments of [17] and the  $d$ -wave character of the instability.

Recent experiments [8] propose a change in the symmetry of the superconducting order parameter from d wave below and around optimal doping, to s wave in the overdoped regime. To investigate this issue, we have studied the evolution of the order parameter with doping. The pairing coupling constant in a given symmetry sector is given by [5, 16]

$$\lambda_\alpha = \frac{\int \frac{d\mathbf{k}}{v_k} \int \frac{d\mathbf{k}'}{v_{k'}} V(\mathbf{k}, \mathbf{k}') \Delta_\alpha(\mathbf{k}) \Delta_\alpha(\mathbf{k}')}{(2\pi)^2 \int \frac{d\mathbf{k}}{v_k} \Delta_\alpha^2(\mathbf{k})} \quad (6)$$

where  $V(\mathbf{k}, \mathbf{k}') = U + U^2 \chi(\mathbf{k} + \mathbf{k}')$ , and  $\Delta_\alpha(\mathbf{k})$  is the gap function expanded in terms of the irreducible representations  $h_{\alpha n}$  of the symmetry group. For the  $D_4$  group of the squared lattice, the basis functions corresponding to singlet representations are

$$\begin{aligned} h_{s,n}(\phi) &= \cos[4n\phi] \\ h_{d,n}(\phi) &= \cos[(4n+2)\phi] \\ h_{d_{xy},n}(\phi) &= \sin[(4n+2)\phi] \\ h_{g,n}(\phi) &= \sin[4n\phi] \\ h_{p_x,n}(\phi) &= \sin[(2n+1)\phi] \end{aligned} \quad (7)$$

The maximal superconducting coupling is given by the maximal eigenvalue of the matrix

$$V_{n,m}^\alpha = \frac{1}{(2\pi)^2} \int \frac{d\mathbf{k}}{v_k} \int \frac{d\mathbf{k}'}{v_{k'}} V(\mathbf{k}, \mathbf{k}') h_{\alpha n}(\mathbf{k}) h_{\alpha m}(\mathbf{k}') \quad (8)$$

To solve Eq. 8, the matrix was cut off at a finite size  $N \times N$ , with  $N = 15$ . The results of the analysis are shown in fig. 3 for a variety of dopings (for the assumed parameters,  $\mu = -0.2\text{eV}$  corresponds to half filling,  $\mu = 0$  to an electron doping  $x = 0.19$ ).

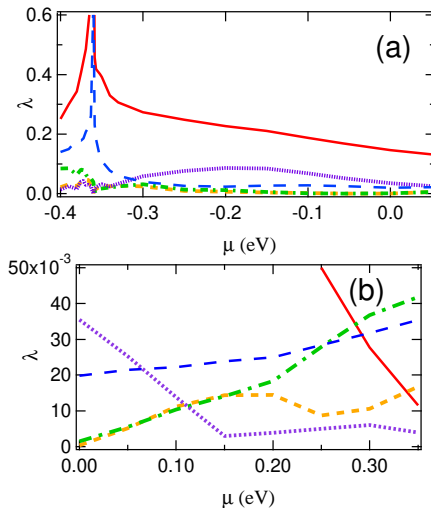


FIG. 3. (a) Evolution of the superconducting effective coupling as a function of doping, for a variety of gap symmetries: solid line =  $d_{x^2-y^2}$ ; dotted line =  $g$ ; long dashed line =  $p_x$ ; short dashed =  $s$ ; dot-dashed =  $d_{xy}$ .

(b) Extension to higher electron doping.

Reasonable  $\lambda$  values are found for both electron and hole doping, but do not include the suppression of superconductivity near half filling caused by the magnetic order. While  $\lambda$  decreases with electron doping, the preferred symmetry remains  $d_{x^2-y^2}$  for all dopings, while the second most singular term (for electron dopings,  $E_F \geq -0.2\text{eV}$ ) has  $g$ -wave symmetry. The present calculation provides no indication for a  $d$  to  $s$  crossover of the symmetry. Inclusion of higher-order magnetic corrections may enhance  $\lambda$ , but is unlikely to explain the crossover. It may be that the symmetry change is associated with a shift of the peak susceptibility away from  $(\pi, \pi)$  for  $\mu > 0$ , or an additional pairing contribution due to electron-phonon coupling may be required. It is interesting to see that d-wave symmetry is dominant at both sides of half filling. The Van Hove instability is clearly noticeable as the (divergent) peak in the hole-like sector.

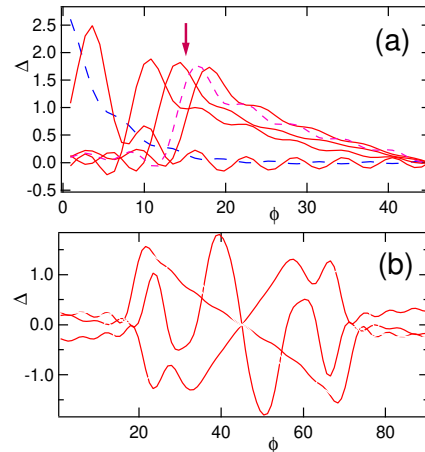


FIG. 4. (a) Angular dependence of the superconducting gap for the d-wave symmetry solution, for several dopings. As the (negative) peaks shift from  $(\pi, 0)$  towards  $(\pi/2, \pi/2)$ , the chemical potentials are  $\mu = -0.366$  (dashed line),  $-0.357$ ,  $-0.25$ ,  $-0.15$ ,  $-0.057$  (short-dashed line), and  $0$  eV. Arrow = datum of Ref. [20]. (b) Extension to higher electron dopings,  $\mu = 0.15$ ,  $0.3$ , and  $0.35$ , showing change of shape near point where d-wave symmetry is lost. (For clarity, the data at  $\mu = 0.3\text{eV}$  are printed with an inverse phase).

While the *symmetry* of the order parameter does not change with doping near 15% electron doping, we find a significant rearrangement of the *angular dependence*, as shown in Fig. 4. The Kohn-Luttinger mechanism tends to produce too sharp a peak, deviating from the simplest  $\cos k_x - \cos k_y$  form near optimal hole doping. However, there is a significant shift of the peak position with  $\phi$ , away from  $(\pi, 0)$ , as the doping shifts toward electron-like. This result is in excellent agreement with recent observations by Blumberg, et al. [20]. In fact, the agreement is quantitative: for the experimental doping of  $x = -0.15$ , corresponding to  $\mu = -0.06\text{eV}$ , we pre-

dict the peak to be at  $\phi = 17^\circ$ , compared to a measured  $15^\circ$ . (It should, however, be noted that the experimental analysis has recently been called into question [21].)

For considerably larger electron doping, there is a collapse of the  $d_{x^2-y^2}$ -wave coupling, being replaced by  $d_{xy}$  coupling near  $E_F = 0.3\text{eV}$ , Fig. 3(b). From Fig. 4, one can see that the angular dependence of the  $d_{x^2-y^2}$ -wave order changes significantly near this doping.

In conclusion by rather general symmetry arguments we have shown that d-wave symmetry is a robust feature of the cuprates both hole and electron doped. We have also seen that the shape of the spin susceptibility at  $Q = (\pi, \pi)$  allows to determine the asymmetry of the order parameter measured in recent experiments. Although this calculations are based in a weak coupling analysis we believe that they are justified in the electron-doped case and that more refined computations will not change the general features.

*Acknowledgements.* The financial support of the CI-CyT (Spain), through grants no. PB96-0875, 1FD97-1358 and BFM2000-1107 is gratefully acknowledged. One of us (RM) has been supported by the Spanish Ministerio de Educación through grant SAB2000-0034.

- [16] R. Hlubina, Phys. Rev. **B59**, 9600 (1999).
- [17] F. Guinea, J. González and M.A.H. Vozmediano, Phys. Rev. Lett. **79**, 3514 (1997); Int. J. Mod. Phys. **B13**, 2545 (1999).
- [18] C. Kusko, R.S. Markiewicz, M. Lindroos, and A. Bansil, cond-mat/0201117.
- [19] R.S. Markiewicz, unpublished.
- [20] G. Blumberg, A. Koitzsch, A. Gozar, B.S. Dennis, C.A. Kendziora, P. Fournier, and R.L. Greene, Phys. Rev. Lett. **88**, 107002 (2002).
- [21] F. Venturini, R. Hackl, and U. Michelucci, cond-mat/0205415.

- 
- [1] P. W. Anderson, Science **235**, 1196 (1987).
  - [2] N.P. Armitage, D.H. Lu, C. Kim, A. Damascelli, K.M. Shen, F. Ronning, D.L. Feng, H. Eisaki, Z.-X. Shen, P.K. Mang, N. Kaneko, M. Greven, Y. Onose, Y. Taguchi, and Y. Tokura, cond-mat/0201119.
  - [3] M. Jarrell et al., Phys. Rev. Lett. **85**, 1524 (2000).
  - [4] K. Miyake, S. Schmitt-Rink and C. M. Varma, Phys. Rev. **B34**, 6554 (1986).
  - [5] D. J. Scalapino, E. Loh, Jr. and J. E. Hirsch, Phys. Rev. **B34**, 8190 (1986); **35**, 6694 (1987).
  - [6] P. A. Lee and Read, Phys. Rev. Lett. **62**, 961 (1989).
  - [7] J. V. Alvarez, J. González, F. Guinea and M.A.H. Vozmediano, J. Phys. Soc. Japan, **67**, 1868 (1998); J. González, F. Guinea and M.A.H. Vozmediano, Phys. Rev. Lett. **84**, 4930 (2000).
  - [8] See for instance A. Biswas et al., cond-mat/0111544 and references therein.
  - [9] W. Kohn and J. M. Luttinger, Phys. Rev. Lett. **15**, 524 (1965).
  - [10] M. Yu. Kagan and A. Chubukov, JETP Lett. **47**, 614 (1988).
  - [11] M. A. Baranov, M. Yu. Kagan and A. Chubukov, Int. J. Mod. Phys. **B6**, 2471 (1992).
  - [12] A. Chubukov, Phys. Rev. **B48**, 1097 (1993)
  - [13] M. A. Baranov and M. Yu. Kagan Z. Phys. B **86**, 237 (1992).
  - [14] A. Chubukov and J. P. Lu, Phys. Rev. **B46**, 11 163 (1992).
  - [15] D. Zanchi and H. J. Shulz, Phys. Rev. **B54**, 9509 (1996).