

Realization of La_2MnVO_6 : Search for half-metallic antiferromagnetism?

J. Androulakis,^{a,b} N. Katsarakis^a and J. Giapintzakis^{a*}

^a*Institute of Electronic Structure and Laser, Foundation for Research and Technology
– Hellas, PO Box 1527, Vasilika Vouton, 711 10 Heraklion, Crete, Greece*

^b*Department of Chemistry, University of Crete, Leoforos Knossou, 714 09 Heraklion,
Crete, Greece*

Single-phase polycrystalline La_2MnVO_6 samples were synthesized by arc melting and characterized by X-ray diffraction, magnetization and resistivity measurements. We find that the compound has cubic (space group $Fm\bar{3}m$), partly ordered double perovskite structure. The sample exhibits ferrimagnetic behavior and variable-range hopping conductivity. We conclude based on the magnetic properties that both Mn and V ions are trivalent; moreover, the Mn^{3+} ions are in a high-spin state, which is the reason that the compound is not a half-metallic antiferromagnet.

PACS: 61.10.Nz, 75.50.-y

Keywords: A. Double Perovskite, B. Arc-melting, D. Half-metal antiferromagnetism,
E. DC magnetization

* Corresponding author:
giapintz@iesl.forth.gr
Fax: +30-810-391305

I. INTRODUCTION

In a conventional antiferromagnet the suppression of the net magnetic moment at temperatures below the Neel temperature emanates either from a symmetry relation between sites with equal and opposite spin or the occurrence of a spin density wave. In both cases the electronic structure of the two spin directions is identical and thus, no polarization of the conduction electrons is possible. In the mid-nineties a seminal paper of H. van Leuken and R. A. de Groot,¹ suggested the possibility of realizing antiferromagnets of a truly new nature known as half-metallic antiferromagnets (HM-AFM). These systems should exhibit 100% spin polarization of the conduction electrons without showing a net magnetization. In a half-metallic material the exact cancellation of the local magnetic moments is provided by the requirement of the net moment to be integral and for certain materials this integer can be zero. The search for HM-AFM has been intensified due to the expectation that HM-AFM materials can be used in spin-polarized scanning tunneling microscopes as probes which will not perturb the spin character of the samples and in new spin electronic devices that rely on the spin polarization of the carriers.

The first proposed HM-AFM systems are CrMnSb and $V_7MnFe_8Sb_7In$ both required to have the Heusler $C1_b$ structure.¹ Due to the complexity of these materials a considerable effort has been spent to come up with other candidate materials, which may be easier to synthesize and thus search for HM-AFM characteristics, e.g., thiospinels² and ordered double perovskites ($A'A''B'B''O_6$; primes indicate the possibility of different ions).^{3,4}

Pickett³ has proposed, based on band calculations using the local spin-density approximation, that the double perovskite La_2MnVO_6 can be a promising candidate for exhibiting HM-AFM. The electronic structure calculations were based on the

assumption that both Mn and V ions are trivalent and more importantly, a low spin state ($t_{2g}^4 e_g^0$; $S=1$) resulted for all Mn^{3+} ions. The HM-AFM nature of La_2MnVO_6 has not been tested experimentally yet.

In this paper, we report on the structural, magnetic and transport properties of La_2MnVO_6 and discuss the theoretical prediction of HM-AFM behavior in the light of our results.

II. EXPERIMENTAL PROCEDURE

The compound La_2MnVO_6 was prepared by arc melting a mixture of high purity oxides (La_2O_3 : 99.99%, Mn_2O_3 : 99%, V_2O_3 : 99%) in argon atmosphere. The obtained polycrystalline ingots, which were placed in Ta boats and sealed in quartz tubes under a low-pressure reducing atmosphere, were annealed at ~ 700 °C for several days. Several different batches were prepared to check the reproducibility of our data. Powder x-ray diffraction measurements were carried out on all synthesized samples using a Rigaku diffractometer with Cu $K_{\alpha 1}$ radiation to identify the crystallographic structure and the phase purity. Dc magnetization and ac susceptibility measurements were carried out on powder samples as a function of the applied magnetic field (up to 70 kOe) at temperatures between 5 and 360 K, using an extraction magnetometer. Electrical resistivity measurements were carried out on small rectangular bars using the four-probe method in the temperature range 160-300 K in a homemade apparatus.

III. RESULTS AND DISCUSSION

The observed, calculated, and difference x-ray diffraction (XRD) profiles of the final compound are shown in Fig. 1. The CRYSFIRE suite⁵ was used to index the profile and the FULLPROF program⁶ to analyze the profile. La_2MnVO_6 is indexed

on the basis of a cubic cell ($Fm\bar{3}m$) with $a=7.9073$ Å. One also notes that no impurity phase is detectable in the XRD, indicating a clean single phase.

The aforementioned results, i.e., the cubic cell and the doubling of the lattice parameters with respect to those for a random distribution of cations, indicate the formation of an ordered double-perovskite structure for this compound. This is an interesting observation since only one other compound, $\text{Ba}_2\text{PrPtO}_6$, is known to be an ordered double perovskite compound with zero charge difference between B' and B". In general, nearly ordered arrangements are encountered when the charge difference between B' and B" is two or more,⁷ as for example in $\text{Sr}_2\text{FeMoO}_6$.

The temperature dependence of dc mass magnetization, $M(T)$, measured with $H=10$ and 60 kOe is shown in Figs. 2a and 2b, respectively. For $H=10$ kOe and at temperatures below 100 K, we observe noticeable thermomagnetic irreversibility (TMI) between the zero-field-cooled (ZFC) and the field-cooled (FC) curves and the magnetization to increase steadily; in addition, the ZFC magnetization decreases abruptly below 7 K and exhibits a broad peak. On the other hand, for $H=60$ kOe there is no observable TMI and no broad peak. The temperature dependence of inverse molar magnetic susceptibility, $\chi^{-1}(T)$, for $H=10$ kOe is shown in Fig. 3. The shape of the $\chi^{-1}(T)$ curve suggests that the sample displays ferrimagnetic behavior. In the temperature range between 200 and 300 K, the $\chi^{-1}(T)$ data are fitted well with the Curie-Weiss law. The experimental value for the paramagnetic Curie temperature is $\Theta=-162.1$ K and the effective number of Bohr magnetons is $p_{\text{eff}}=5.83 \mu_B$. The high and negative value of Θ indicates that strong antiferromagnetic interactions are established among the magnetic ions at low temperatures. Also, the value of p_{eff} suggests that the oxidation states of manganese and vanadium are Mn^{3+} : $3d^4$ (high

spin: $t_{2g}^3 \uparrow$, $t_{2g}^1 \uparrow$; $S=2$) and V^{3+} : $3d^2$ ($t_{2g}^2 \downarrow$; $S=1$) since the spin-only moment for $La_2Mn^{3+}V^{3+}O_6$ is calculated to be $5.65 \mu_B$.

The dc magnetization as a function of an applied magnetic field measured at $T=1.8$ and $5K$, is shown in Fig. 4. We observe a small hysteresis in the M-H curve, consistent with the ferrimagnetic behavior mentioned above. Because the magnetization remains unsaturated even under the highest magnetic field applied ($H=60$ kOe), we obtained the actual saturation magnetization n_A by plotting M vs. $1/H$ and extrapolating the data to infinite field. We find that $n_A \approx 0.85 \mu_B$, which is considerably smaller than the expected value ($2 \mu_B$) for a long range ordered Mn^{3+} - O - V^{3+} double perovskite structure. This result suggests that there is only a partial ordering of Mn^{3+} / V^{3+} ions in the double perovskite La_2MnVO_6 . The degree of the ordering of the B-cations needs to be further explored either by electron diffraction or Rietveld analysis of neutron powder diffraction profile.

The observation of TMI in the $M(T)$ data shown in Fig. 2a, is one of the characteristics of spin-glassy behavior. In order to determine if this is indeed the case, we have measured the frequency dependence of the ac susceptibility. We find, as shown in Fig. 5, that there is no frequency dependence and thus, we conclude that the system does not exhibit glassy behavior. In view of the above, the observed downturn of the measured magnetic susceptibility below $25 K$ is certainly quite unexpected.

The temperature dependence of dc resistivity (Fig. 6) shows that the synthesized phase of La_2MnVO_6 is semiconducting. The $\ln R$ vs. $1/T^{1/4}$ plot is linear, indicating a variable range hopping (VRH) of charge carriers. The random potential fluctuations needed for VRH to apply can be attributed to the existence of domains exhibiting random Mn^{3+} - V^{3+} arrangement.

The synthesized compound La_2MnVO_6 can be considered as 1:1 solid solution between LaVO_3 [Ref. 8] and LaMnO_3 [Ref. 9]. Both of these compounds are very similar and have the same structure, i.e., they have O' orthorhombic structure, are insulators, and exhibit antiferromagnetic ordering with almost similar T_N (LaVO_3 : $T_N=140$ K and LaMnO_3 : $T_N=160$ K). Therefore, if the synthesized compound had a random sublattice, according to Vegard's law we would expect it to have an O' orthorhombic structure and be an antiferromagnet with $T_N\sim 150$ K. The observed deviations from this law, i.e., the cubic structure with lattice parameter double of that of a conventional perovskite and the ferrimagnetic behavior, are of considerable interest and warrant of further investigation.

IV. CONCLUSIONS

In conclusion, the primary goal of the study was to investigate the possibility of preparing the compound La_2MnVO_6 in such a way that Mn and V ions are trivalent and, moreover, Mn ions are in a low-spin state. As mentioned in the introduction, these conditions are required for La_2MnVO_6 to be HM-AFM material according to electronic structure calculations carried out by Pickett. Our results show that we have synthesized a single phase La_2MnVO_6 compound with a partly ordered double perovskite structure, which is not HM-AFM because, even though both Mn and V are trivalent, the Mn ions prefer to be in the high-spin state. However, the fact that we have successfully synthesized a partly ordered double perovskite with zero charge difference between the B-site ions is extremely interesting and needs further attention.

V. Acknowledgements

We would like to thank Prof. Warren Pickett for his encouragement.

REFERENCES

- ¹ H. van Leuken and R. A. de Groot, Phys. Rev. Lett. **74** (1995) 1171
- ² Min Sik Park, S. K. Kwon, and B. I. Min, Phys. Rev. B **64** (2001) 100403(R)
- ³ Warren E. Pickett, Phys. Rev. B **57** (1998) 10613
- ⁴ D. D. Sarma, Current Opinion in Solid State and Materials Science **5** (2001) 261
- ⁵ R. Shirley (1999), *The CRYSFIRE System for Automatic Powder Indexing: User's Manual*, The Lattice Press, 41 Guildford Park Avenue, Guildford, Surrey GU2 5NL, England.
- ⁶ J. Rodriguez-Carvajal, FULLPROF, version 3.1 d-LLB-JRC, October 1998, ILL, France.
- ⁷ M. T. Anderson, K. B. Greenwood, G. A. Taylor, and K. R. Poeppelmeier, Prog. Solid State Chem. **22** (1993) 197
- ⁸ Hoan C. Nguyen and J. B. Goodenough, Phys. Rev. B **52** (1995) 324
- ⁹ C. Ritter, M. R. Ibarra, J. M. De Teresa, P. A. Algarabel, C. Marquina, J. Blasco, J. Garcia, S. Oseroff, S-W. Cheong, Phys. Rev. B **56** (1997) 8902

FIGURE CAPTIONS

FIG. 1. X-ray powder diffraction pattern of La_2MnVO_6 measured at 300 K (crosses).

The solid line is the calculated profile and the vertical marks correspond to the position of the Bragg reflections. The difference is plotted at the bottom of the figure.

FIG. 2. Temperature dependence of mass magnetization of La_2MnVO_6 measured under a magnetic field of (a) 10 kOe and (b) 60 kOe.

FIG. 3. Temperature dependence of inverse magnetic molar susceptibility of La_2MnVO_6 measured under a magnetic field of 10 kOe. The line through the high temperature data points represents a fit to the Curie-Weiss law.

FIG. 4. Magnetic hysteresis loops of La_2MnVO_6 measured at $T = 1.8$ and 5 K.

FIG. 5. Temperature dependence of the real part of the ac susceptibility of La_2MnVO_6 , for two frequencies of the ac driving field ($h_{ac} = 1$ Oe) in $H_{dc} = 0$.

FIG. 6. Temperature dependence of the resistance of La_2MnVO_6 . Inset shows the $\ln R$ vs. $1/T^{1/4}$ plot for the same compound.

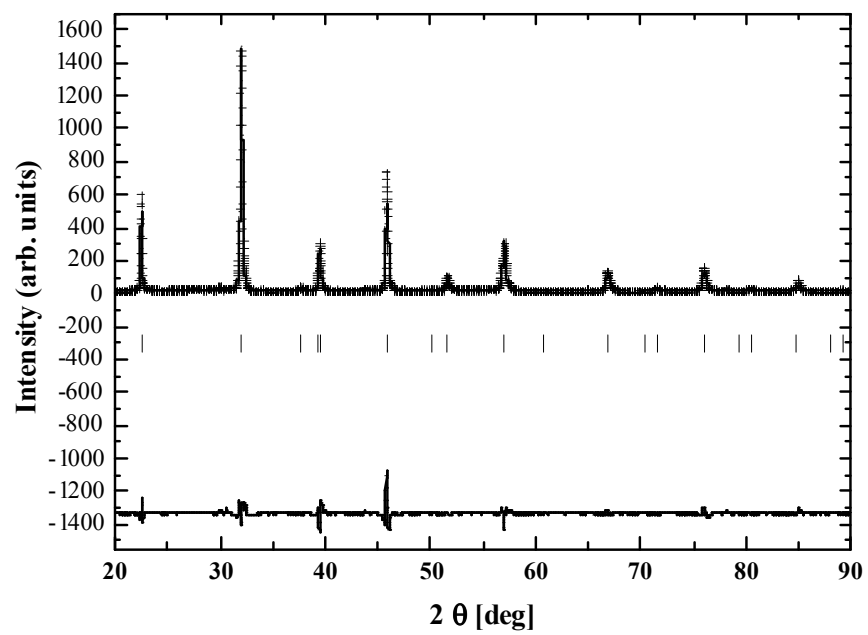


Figure 1 .

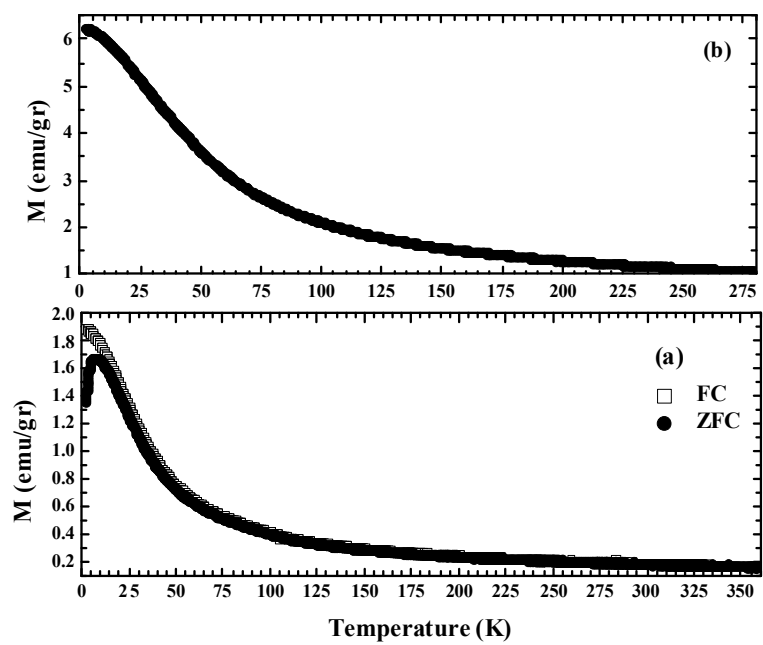


Figure 2.

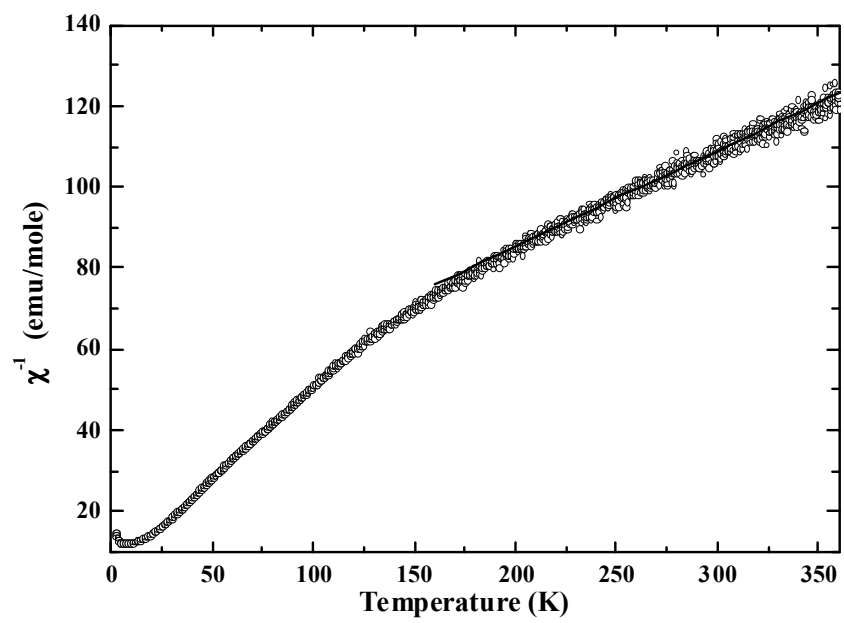


Figure 3.

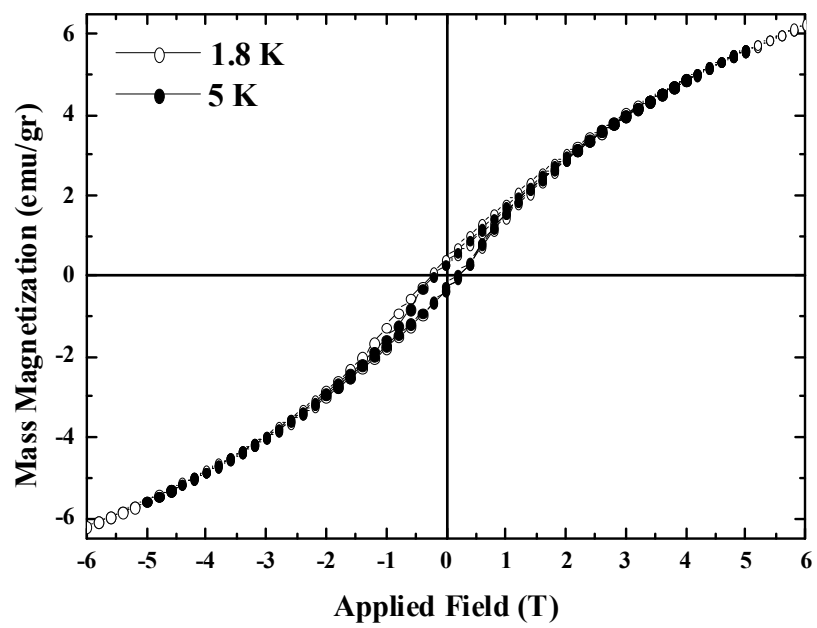


Figure 4.

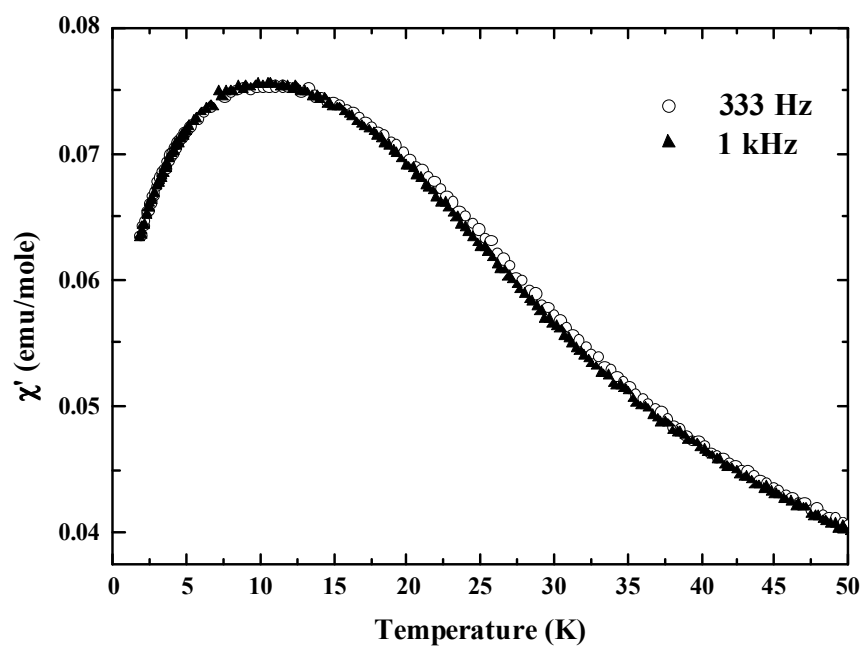


Figure 5.

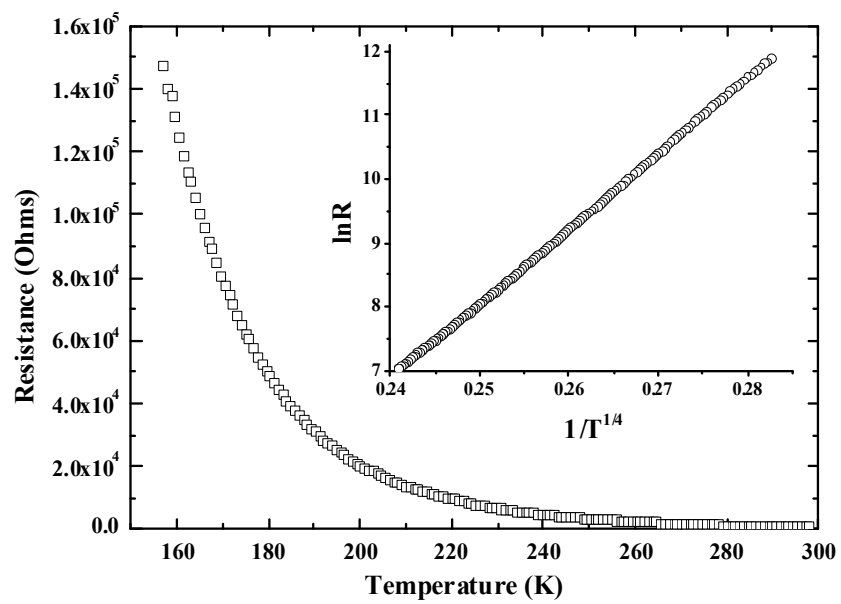


Figure 6.