

The quantized Hall insulator in the presence of resistance fluctuations

E. Peled and D. Shahar

Department of Condensed Matter Physics, Weizmann Institute, Rehovot 76100, Israel

Y. Chen

Department of Electrical Engineering, Princeton University, Princeton, New Jersey 08544, USA

D. L. Sivco and A. Y. Cho

Bell Laboratories, Lucent Technologies, 600 Mountain Avenue, Murray Hill, New Jersey 07974, USA

(Dated: December 2, 2024)

We present an experimental study of the high- B insulating phase of a mesoscopic, two-dimensional electronic system. Our sample, prepared from a low mobility InGaAs/InAlAs wafer, exhibits reproducible resistance fluctuations. In the insulating phase, while the diagonal resistivity ρ_{xx} displays fluctuations, the Hall resistivity ρ_{xy} remains nearly constant and close to its $\nu = 1$ quantum Hall state value, h/e^2 .

PACS numbers: 73.43.-f, 71.30.+h, 72.80.Sk, 73.23.-b

At very strong magnetic fields (B), all two-dimensional systems become insulating. The Quantum Hall (QH) effect series of diagonal resistivity (ρ_{xx}) zeros and Hall resistivity (ρ_{xy}) plateaus terminates on its high- B side with an insulating phase, characterized by a ρ_{xx} which increases rapidly with increasing B and decreasing temperature (T). Although this insulating phase has been the subject of intense theoretical and experimental study, its nature largely remains a mystery. One of the central questions regarding this insulator is the behaviour of ρ_{xy} . The difficulty is twofold: first, an experimental determination of ρ_{xy} in the presence of a diverging ρ_{xx} is notoriously problematic due to the unavoidable mixture of the resistivity components, and second, theoretically, the fact that both the diagonal and the Hall conductivities, σ_{xx} and σ_{xy} , approach zero as $T \rightarrow 0$ renders the evaluation of ρ_{xy} , via $\frac{\sigma_{xy}}{\sigma_{xx}^2 + \sigma_{xy}^2}$, intractable. In view of these difficulties, it is not surprising that the value of ρ_{xy} in the insulating phase is still unsettled.

Experimentally, two different ρ_{xy} behaviours have been observed. First, earlier experiments [1, 2, 3] found ρ_{xy} to be close to its classical Hall value, B/ne , where n and e are the density and charge of the electrons. This ‘Hall Insulator’ (HI) was found following both integer [3] and fractional [1, 2] QH states. Second, recent experiments [4, 5, 6, 7, 8] have revealed another kind of ρ_{xy} behaviour in the high- B insulator – a quantized Hall behaviour: as B is increased beyond the lowest QH state, ρ_{xy} seems to be unaffected, and remains close to its quantized value of the QH state. Again, this is found to be true when the last QH state is either an integer [4, 5, 6, 7] or a fractional [8] one. This new insulator was termed the Quantized Hall Insulator (QHI). It is yet unclear which experimental parameters determine the observed behaviour of ρ_{xy} .

Theoretical studies have also resulted in several possible ρ_{xy} behaviours: ρ_{xy} was found to have a finite value in an Anderson insulator [9], and when the Fermi energy

is in the tail of the lowest Landau level [10]. In both cases the finite ρ_{xy} was a result of $\sigma_{xy} \propto \sigma_{xx}^2$. Kivelson, Lee, and Zhang [11], addressing specifically the high- B insulator terminating the QH series, have suggested that this finite value is approximately B/ne .

Following the experimental observation of the QHI, Shimshoni and Auerbach [12] have suggested a Chalker-Coddington-based model of transport in a random network of puddles which, depending on the level of coherence in the system, produces two different ρ_{xy} behaviours [13, 14]: for non-coherent transport, when the coherence length (L_ϕ) is smaller than the puddle size (L_v), ρ_{xy} is quantized, while for coherent transport, $L_\phi > L_v$, ρ_{xy} diverges. These results emphasize the important role of coherence in determining the transport properties of the high- B insulator.

The theoretical and experimental studies mentioned above have focused mainly on the macroscopic properties of the insulating phase. However, finite sample-size is known to have important consequences regarding the conductance in the QH regime [15, 16, 17, 18, 19, 20, 21, 22, 23, 24, 25, 26]. The aim of the study presented here is to examine the high- B insulating phase in a sample that is small enough to exhibit finite-size effects.

Our data were obtained from sample T2Ga, cut from an InGaAs/InAlAs wafer. After illumination with an LED, the sample’s mobility and density were $\mu = 22,000$ cm²/Vsec and $n_s = 1.5 \cdot 10^{11}$ cm⁻² respectively. We used a Hall-bar geometry with a lithographic width of $W = 10$ μ m and voltage probe separation of $L = 20$ μ m. The sample is larger than L_ϕ on both dimensions, but not too large as to have finite-size effects completely washed out, and resistance fluctuations are observed near $B = 0$. Using the theory of Universal Conductance Fluctuations (UCF) [27], we estimate the $B = 0$ coherence length of this sample to be $L_\phi = 1.5$ μ m at base T (see below). The sample was mounted in a dilution refrigerator with

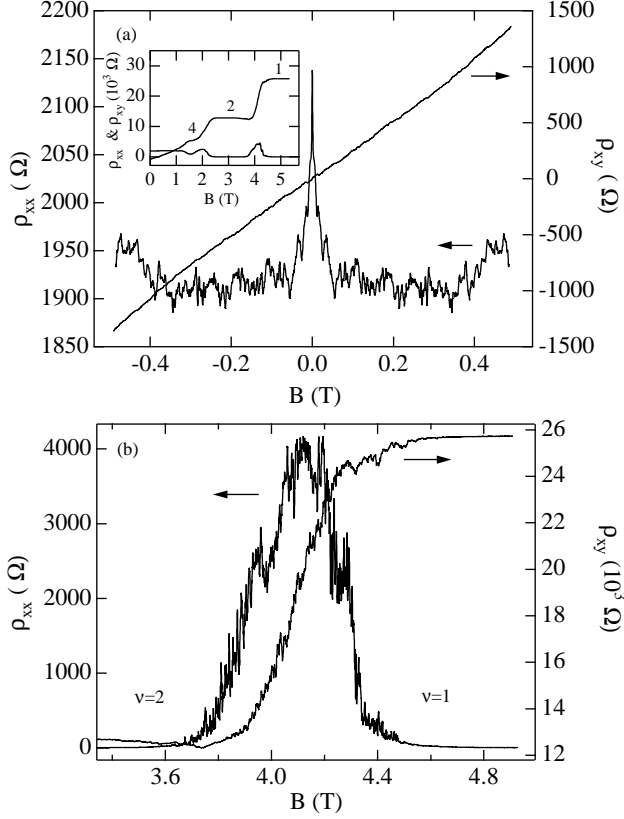


FIG. 1: Magnetoresistance traces at $T = 13$ mK: (a) Symmetrized ρ_{xx} and antisymmetrized ρ_{xy} near $B = 0$. (b) ρ_{xx} and ρ_{xy} (raw data) at the $\nu = 2$ to 1 transition. From the magnitude of the low- B fluctuations we can estimate $L_\phi = 1.5 \mu\text{m}$. Inset: high sweep-rate magnetoresistance traces over a wider B range, showing the QH plateaus ($T = 20$ mK).

a base T of 12 mK. All temperatures below 30 mK are nominal, since the resistivity does not change in the T range 12 – 30 mK. Four probe measurements were done using standard ac lock-in techniques with an excitation current of 1 nA and frequencies of 8 – 11 Hz.

Before discussing the insulating phase of our sample we make a few observations on the magnetoresistance at lower B s. In the inset of Fig. 1(a) we plot ρ_{xx} and ρ_{xy} in the B range of 0 – 6 T, at $T = 20$ mK. QH plateaus are present around filling factors $\nu = 4, 2$, and 1 (fractional states are not present, because of the low mobility of the sample). In Fig. 1 we show ρ_{xx} and ρ_{xy} near $B = 0$ (Fig. 1(a)), and at the $\nu = 2$ to 1 transition (Fig. 1(b)). As expected for a mesoscopic sample, the resistivity is fluctuating. The fluctuations are reproducible, and maintain their pattern as long as the sample is kept cold. They are present over the entire B range, both in ρ_{xx} and in ρ_{xy} (the fluctuations are hardly visible in the traces shown in the inset of Fig. 1 because these traces were taken at a high B sweep-rate). Near $B = 0$, we can use these fluctu-

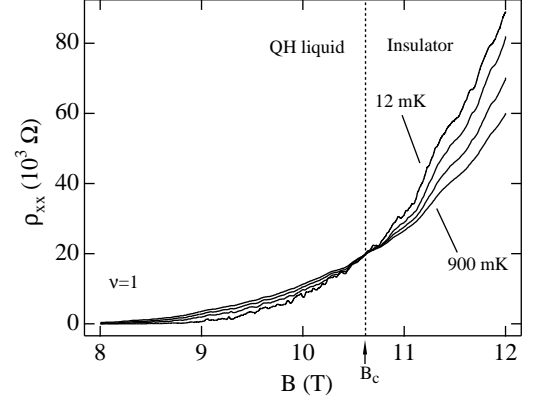


FIG. 2: ρ_{xx} at the QH-insulator transition. Temperatures are 12, 500, 700 and 900 mK. ρ_{xx} traces cross at the transition point, $B_c = 10.62$ T, indicated by the dotted vertical line.

ations to estimate L_ϕ , according to $\text{rms}(\delta g) \sim \frac{e^2}{h} \frac{L_\phi}{L}$ [27] (δg are the conductance fluctuations). At $T = 13$ mK we have $\text{rms}(\delta \rho_{xx}) = 9.6 \Omega$ (and $\text{rms}(\delta \rho_{xy}) = 7.5 \Omega$), corresponding to $L_\phi = 1.5 \mu\text{m}$. At higher B , near the $\nu = 2$ to 1 transition, our data are similar to those of earlier reports [15, 17, 19, 22, 23, 24], in that the fluctuations are largest near the center of the transition region (rms of 310 Ω and 340 Ω for ρ_{xx} and ρ_{xy} respectively) and decrease gradually towards either side.

In Fig. 2 we examine the insulating phase in our sample. We plot B traces of ρ_{xx} taken at $T = 12, 500, 700$, and 900 mK. Two different regimes can be identified, according to the T -dependence of ρ_{xx} : the QH liquid regime (low B side), where ρ_{xx} increases with increasing T , and the insulator regime (high B side), where ρ_{xx} decreases with T . At the transition point in between ρ_{xx} is T -independent. This point is at a magnetic field of $B_c = 10.62$ T, indicated by the dotted vertical line. ρ_{xx} at the transition is $\rho_{xxc} = 0.77 h/e^2$, in agreement with previous experimental results of $\rho_{xxc} \sim h/e^2$ [6, 28, 29, 30]. Similar to the data of Fig. 1, the ρ_{xx} traces display reproducible fluctuations. The 12 mK trace has fluctuations as large as 1165 Ω on the insulating side.

Our main interest in this letter is the behaviour of ρ_{xy} . In Fig. 3(a) the top trace is $\rho_{xy}(B)$ at $T = 15$ mK. Like the ρ_{xx} traces of Fig. 2, it has a strong B dependence and shows large fluctuations. However, it is well known that a strong B dependence of ρ_{xy} can be introduced by an admixture of a ρ_{xx} component into the data. To correct for this component we have also measured ρ_{xy} after reversing the direction of B , $\rho_{xy}(-B)$. $-1 \times \rho_{xy}(-B)$ is the bottom trace in Fig. 3(a). The true ρ_{xy} should then be the antisymmetric combination of $\rho_{xy}(B)$ and $\rho_{xy}(-B)$. This combination, ρ_{xy}^a , is the center trace in the figure. We find ρ_{xy}^a to be nearly constant and close to the $\nu = 1$ value, h/e^2 , in agreement with previous observations

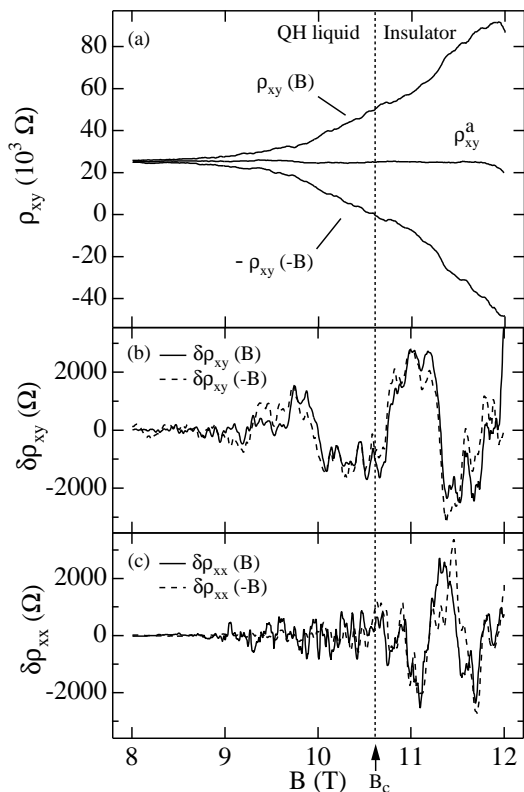


FIG. 3: Symmetries of ρ_{xy} and ρ_{xx} at the QH-insulator transition, $T = 15$ mK. (a) positive and negative B traces of ρ_{xy} , and the antisymmetric part, ρ_{xy}^a . (b) Comparison of the $\pm B$ fluctuations of ρ_{xy} . The fluctuation patterns are very similar, and overlap to within 92%. This symmetry leads to much smaller fluctuations in ρ_{xy}^a . (c) $\pm B$ fluctuations of ρ_{xx} . The overlap is 74%.

[4, 5, 6, 7, 8]. The new feature in our data is that the antisymmetrization process has also cancelled out most of the fluctuations. Both $\rho_{xy}(B)$ and $\rho_{xy}(-B)$ have large fluctuations, but these are symmetric in B and therefore do not contribute to ρ_{xy}^a . To demonstrate this more clearly, we compare in Fig. 3(b) the positive and negative B fluctuation patterns, $\delta\rho_{xy}(\pm B)$, after subtracting a smooth background from the original traces. $\delta\rho_{xy}(\pm B)$ are very similar in shape and magnitude, and overlap to within 92%. ρ_{xy}^a is left with fluctuations of *rms* 230 Ω on the insulator side, much smaller than the raw data *rms* of 1620 Ω .

The symmetry of the ρ_{xy} fluctuations suggests that their origin is in the ρ_{xx} component. We check for the symmetry of the ρ_{xx} fluctuations in Fig. 3(c): as for $\delta\rho_{xy}(\pm B)$, the patterns are similar. Their overlap is somewhat smaller than that of $\delta\rho_{xy}(\pm B)$, and is only 74%. It is possible that this small ρ_{xx} asymmetry is the reason for the remaining ρ_{xy}^a fluctuations. We wish to emphasize that the $\pm B$ fluctuations are compared over a B -span of more than 20 T. We also notice that $\delta\rho_{xx} \neq \delta\rho_{xy}$, contrary to what one might expect of ρ_{xy} fluctuations

which are a result of a ρ_{xx} component. However, this is not unreasonable, since ρ_{xx} and ρ_{xy} are measured with different voltage contacts and the corresponding current paths can also be different.

We now turn to a discussion of the consequences of our results. So far we have shown that the insulating phase in our sample is a QHI where the two resistivity components show dissimilar behaviour: ρ_{xx} displays large reproducible fluctuations while ρ_{xy} remains close to its quantized value and shows little, if any, fluctuations. There are several known mechanisms that can lead to reproducible fluctuations of ρ_{xx} in the QH regime. The most natural interpretation, and the one taken in Ref. [26], is considering the fluctuations in terms of the UCF theory [27]. Although UCF is not expected to be valid at high- B , modified UCF theories have been suggested [31, 32] to take into account the influence of B on the electron trajectories. Another possible source of fluctuations, expected to dominate when B is high enough such that only a small number of Landau levels are full, is resonant tunneling [16, 17, 18, 19]. In this process fluctuations arise as an electron scatters from one side of the sample to the other through a bulk impurity.

Common to both approaches is the requirement of quantum phase coherence over the length scales relevant for transport. UCF is based on interference between many possible electron paths across the sample, while resonant tunneling relies on the Bohr-Sommerfeld quantization of the electron state encircling the bulk impurity. An interpretation of our results involving either mechanisms would lead to an apparent contradiction with the theoretical model of Shimshoni and Auerbach [12]. This is because an essential ingredient in their theory is the neglect of the coherent component in the conduction process. Once coherence is incorporated into their model, the quantization of ρ_{xy} in the insulator is lost, and is replaced by a diverging ρ_{xy} [13, 14]. Our findings may then indicate that theoretical models neglecting coherence are not relevant to the QHI.

While it is possible to adopt such an interpretation to our data we can not, at the present stage, rule out other sources of fluctuations that do not reflect coherent transport. Most notably, Cobden *et al.* [22], and also Machida *et al.* [23], have recently found that conductance extrema in QH transitions follow straight lines in the B - V_g plane, parallel to integer filling factor lines. They attribute their measurements to charging of electron puddles in the sample [22], or to changes in a compressible strip network [23]. If indeed one of these mechanisms is responsible for the fluctuations in our sample it would have to be incorporated into the theoretical models for a full description of the insulating phase.

The quantization of ρ_{xy} , and its lack of fluctuations, bring about one noteworthy feature associated with the behaviour of σ_{xx} and σ_{xy} . This feature can be seen in Fig. 4, where we plot the conductivity components ob-

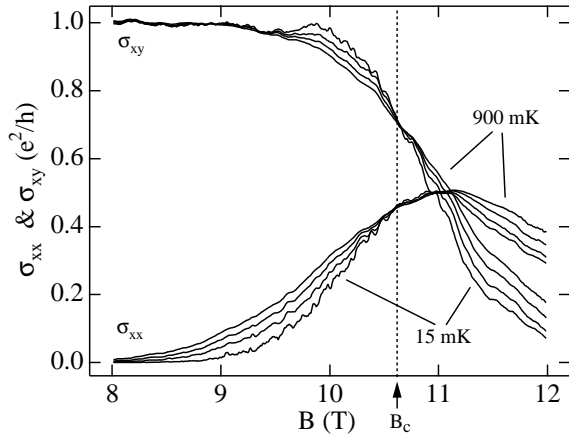


FIG. 4: σ_{xx} and σ_{xy} at the QH-insulator transition, calculated by inverting the resistivity tensor. $T = 15, 500, 700$ and 900 mK.

tained by inverting the measured resistivity tensor, ρ_{xx} and ρ_{xy}^a . In contrast with the resistivity tensor, both σ_{xx} and σ_{xy} display fluctuations, stemming from their mutual dependence on ρ_{xx} as well as on ρ_{xy}^a . However, these fluctuations originate from the ρ_{xx} fluctuations only, and are therefore correlated. We can express this correlation of the σ_{xx} and σ_{xy} fluctuations more explicitly by the semicircle relation:

$$\sigma_{xx}^2 + \left(\sigma_{xy} - \frac{e^2}{2h} \right)^2 = \left(\frac{e^2}{2h} \right)^2,$$

which is a direct result of the quantization of ρ_{xy}^a [5]. In this work we have shown that this relation holds not only for the macroscopic conductivity components but also when the conductivities include mesoscopic fluctuations.

It is interesting to note that for the $\nu = 1$ to 2 transition taking place at the second Landau level (Fig. 1(b)) both ρ_{xx} and ρ_{xy} display fluctuations that survive the averaging of opposite B directions. It is possible that the origin of the ρ_{xy} fluctuations is, again, the fluctuations of ρ_{xx} at the QH-insulator transition. According to the work of Shahar *et al.* [33] the $\nu = 2$ to 1 transition is equivalent to the QH-insulator transition with the addition of an inert background of one completely filled Landau level. As for the conductivity of the previous section, the resistivity tensor and the fluctuations in the $\nu = 2$ to 1 transition are determined by both resistivity components at the QH-insulator transition. This conjecture should be verified by further experiments.

To conclude, we have demonstrated that the QHI can exist in a mesoscopic sample. The effect of finite-size, in the form of large resistance fluctuations, is limited to ρ_{xx} while ρ_{xy} remains nearly constant. More experiments are needed before the origin of the observed fluctuations can

be determined.

We Wish to thank A. Auerbach, Y. Oreg, E. Shimshoni, A. Stern, and D. C. Tsui for usefull discussions. This work is supported by the BSF, and the Koshland Fund.

-
- [1] V. J. Goldman, J. K. Wang, B. Su, and M. Shayegan, Phys. Rev. Lett. **70**, 647 (1993).
 - [2] T. Sajoto *et al.*, Phys. Rev. Lett. **70**, 2321 (1993).
 - [3] S. V. Kravchenko, J. E. Furneaux, and V. M. Pudalov, Phys. Rev. B **49**, 2250 (1994).
 - [4] D. Shahar *et al.*, Solid State Commun. **102**, 817 (1997).
 - [5] M. Hilke *et al.*, Nature **395**, 675 (1998).
 - [6] R. B. Dunford *et al.*, Physica E **6**, 297 (2000).
 - [7] D. T. N. de Lang *et al.*, Preprint cond-mat/0106375 (2001).
 - [8] M. Hilke *et al.*, Europhys. Lett. **46**, 775 (1999).
 - [9] S. C. Zhang, S. Kivelson, and D. H. Lee, Phys. Rev. Lett. **69**, 1252 (1992).
 - [10] O. Viehweger and K. B. Efetov, Phys. Rev. B **44**, 1168 (1991).
 - [11] S. Kivelson, D. H. Lee, and S. C. Zhang, Phys. Rev. B **46**, 2223 (1992).
 - [12] E. Shimshoni and A. Auerbach, Phys. Rev. B **55**, 9817 (1997).
 - [13] L. P. Pryadko and A. Auerbach, Phys. Rev. Lett. **82**, 1253 (1999).
 - [14] U. Zülicke and E. Shimshoni, Phys. Rev. B **63**, 241301 (2001).
 - [15] G. Timp *et al.*, Phys. Rev. Lett. **59**, 732 (1987).
 - [16] J. K. Jain and S. A. Kivelson, Phys. Rev. Lett. **60**, 1542 (1988).
 - [17] J. A. Simmons *et al.*, Phys. Rev. Lett. **63**, 1731 (1989).
 - [18] V. J. Goldman and B. Su, Science **267**, 1010 (1995).
 - [19] P. C. Main *et al.*, Phys. Rev. B **50**, 4450 (1994).
 - [20] T. Ando, Phys. Rev. B **49**, 4679 (1994).
 - [21] Z. Wang, B. Jovanović, and D. H. Lee, Phys. Rev. Lett. **77**, 4426 (1996).
 - [22] D. H. Cobden, C. H. W. Barnes, and C. J. B. Ford, Phys. Rev. Lett. **82**, 4695 (1999).
 - [23] T. Machida *et al.*, Phys. Rev. B **63**, 45318 (2001).
 - [24] D. H. Cobden and E. Kogan, Phys. Rev. B **54**, 17316 (1996).
 - [25] S. Cho and M. P. A. Fisher, Phys. Rev. B **55**, 1637 (1997).
 - [26] F. Hohls, U. Zeitler, and R. J. Haug, Preprint cond-mat/0204401 (2002).
 - [27] P. A. Lee, A. D. Stone, and H. Fukuyama, Phys. Rev. B **35**, 1039 (1987).
 - [28] R. J. F. Hughes *et al.*, J. Phys. Condens. Matter **6**, 4763 (1994).
 - [29] D. Shahar, D. C. Tsui, and J. E. Cunningham, Phys. Rev. B **52**, 14372 (1995).
 - [30] D. Shahar *et al.*, Phys. Rev. Lett. **74**, 4511 (1995).
 - [31] S. Xiong and A. D. Stone, Phys. Rev. Lett. **68**, 3757 (1992).
 - [32] D. L. Maslov and D. Loss, Phys. Rev. Lett. **71**, 4222 (1993).
 - [33] D. Shahar *et al.*, Phys. Rev. Lett. **79**, 479 (1997).