

Incoherent dynamics of vibrating single-molecule transistors.

Kevin D. McCarthy, Nikolay Prokof'ev, and Mark T. Tuominen

Department of Physics, University of Massachusetts, Amherst, MA 01003, USA

(Dated: December 2, 2024)

We study the tunneling conductance of nano-scale quantum “shuttles” in connection with a recent experiment¹ in which a vibrating C_{60} molecule was apparently functioning as the island of a single electron transistor (SET). Our calculation differs from that of previous work² in that we fully account for the dependence of charge-transfer matrix elements on the shuttle coordinate. We argue that subsequent tunneling events do not interfere because of dissipative coupling between the shuttle and its environment, and thus arrive at a master equation formulation of the problem. The calculated I-V curves explain most features present in experimental data, and show strong dependence of the oscillator’s potential on the electrostatics of the island region. We propose that in a regime where the electric field due to *the bias voltage itself* affects island position, a “catastrophic” negative differential conductance (NDC) may be realized. This effect is directly attributable to the magnitude of overlap of final and initial quantum oscillator states, and as such represents experimental control over a microscopic quantum transitions via a macroscopically controllable variable.

PACS numbers: 73.63-b, 73.23Hk, 72.20Dp

I. INTRODUCTION

Over the past decade, nanotechnology has advanced the ability to build systems in which chemical self-assembly defines the functional and structural units of nanoelectronic devices^{3,4,5,6}. Since elastic parameters of organic compounds currently utilized in such work can be much “softer” than those of semiconductors or metals, one must carefully consider the important role *mechanical* degrees of freedom may play in charge transport devices⁷. It is also fundamentally interesting to consider how the physics develops as one proceeds from the nanoscale all the way up to macroscopic electromechanical systems^{8,9}.

A significant impetus in the field of chemically self assembled nanostructures is in the direction of Coulomb blockade devices, in which transport is due to the tunneling of a single electron or Cooper pair through the device via island structures of small capacitance^{4,10,11,12}. The quest for systems with ever smaller capacitance has driven workers to define smaller structures in such devices, with the result that current experimental work, such as that modeled here, involves the utilization of single large molecules as the island structure through which electronic transport takes place.

The experiment of Ref. 1 involves the fabrication of metallic gaps roughly 1 nm in separation¹³, and exposure to a solution of C_{60} molecules. When IV curves were measured, some of the gaps exposed to C_{60} displayed a robust 100 meV Coulomb blockade with charging energy modulation via a third gate terminal (in this case the gate terminal was the underlying semiconductor substrate). Also observed was a series of smaller 5 meV-wide steps attributable to coupling of the electronic transport through the island to the quantized vibrations of the center of mass motion of the molecule in its Van der Waals binding potential nearest to one of the leads. The steps appear to have some remarkable secondary features, i.e., asymmetries about zero bias voltage, and unresolved structure in the intra-step regions of the IV characteristics.

It was suggested in Ref. 1 that the number of vibrational steps and their amplitudes are controlled by the Franck-Condon physics. This idea was further developed in Ref. 2 where Franck-Condon matrix elements were used to calculate transition rates between different vibrational states and to solve the master equation for the I-V curves. The final results of this study are, however, in error, since the I-V curves for different coupling parameters do not saturate to the ideal-system value as required by the unitary relation discussed below. Also, the dependence of Franck-Condon coupling on bias voltage, and the dependence of tunneling matrix element on the molecule position were not accounted for. The first omission is crucial for explaining both the asymmetry of the I-V curve in the C_{60} device, and a heretofore unobserved “catastrophic” negative differential conductance effect which we will describe in this paper. The position dependent tunneling is apparently not important in accounting for the physics evident in the C_{60} experiment, but is important for making a connection between the quantum theory presented below and semiclassical considerations of so-called “shuttling” behavior discussed in Ref. 7. The molecular island displays its vibrational character not via shuttling charge at a rate ω_o , but in a more “spectroscopic” manner, as a sort of footprint in the charge transport physics.

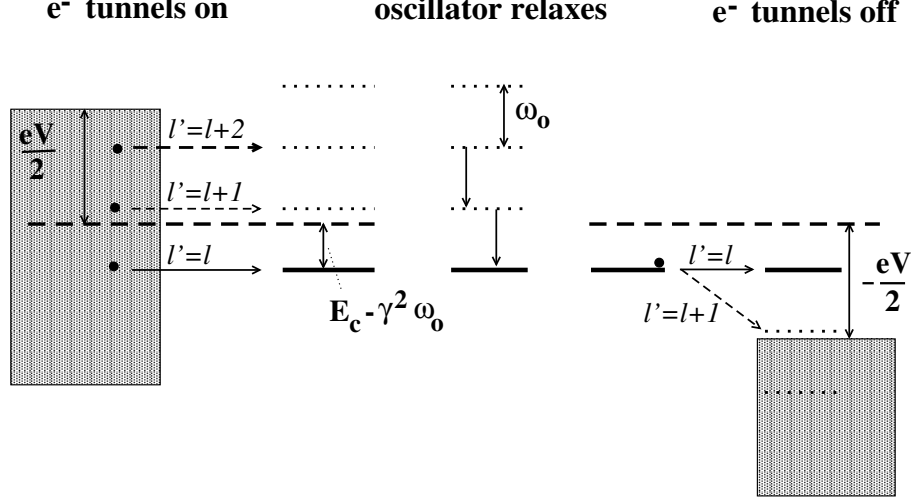


FIG. 1: Schematic of C_{60} transistor system in terms of combined electronic-vibrational transitions for passage of current through the device. Dashed arrows indicate transitions in which quanta of oscillator energy $\hbar\omega_o$ are supplied to the C_{60} by the tunneling electron

II. THEORETICAL MODEL

Fig. (1) shows a depiction of the C_{60} transistor system. The physics is assumed to be that of a 3 terminal quantum dot (including a capacitively coupled gate terminal) vibrating in a 1-d quantum harmonic oscillator potential (we disregard vibrational states in other directions by assuming that their frequencies are much higher). We write the system Hamiltonian as follows:

$$\hat{H} = \hat{H}_i + \sum_{s=\pm 1} \hat{H}_s + \hat{H}_T + \frac{e^2(\hat{n} - n_o)^2}{2C} - \hat{n}E\hat{x} + \hat{V}_{int}^{(bath)} + \hat{H}_{Bath} \quad (1)$$

The vibrational portion of the island Hamiltonian is that of a simple harmonic oscillator in terms of the island center of mass momentum p and coordinate x

$$\hat{H}_i = \frac{\hat{p}^2}{2m} + \frac{m\omega_o^2 \hat{x}^2}{2} \equiv \hbar\omega_o(a^\dagger a + \frac{1}{2}). \quad (2)$$

The right ($s = 1$) and left ($s = -1$) metallic leads are described by \hat{H}_s as normal Fermi liquids with constant Fermi-surface density of states ρ_F , and chemical potentials controlled by the bias voltage. Charge transport between the island and leads is treated within the tunneling Hamiltonian approach

$$\hat{H}_T = t \sum_{s,k} (c_{sk}^\dagger c_i e^{\frac{s\hat{x}}{\lambda}} + h.c.) \quad (3)$$

where c_{sk}^\dagger and c_i^\dagger are the electron creation operators in the leads and island respectively (we suppress the spin index because it plays no role in the present consideration and may be accounted for at the end by simply doubling the answer for the current). Here t is a constant, position independent tunneling matrix element, with the island centered between the metallic leads. Since the island is free to move, we can also expect an exponential dependence of tunneling on the center of mass coordinate; the decay of the conduction electron wave function in vacuum is given by the parameter λ .

Next we introduce the charging (Coulomb) energy of the island with capacitance C (fourth term) and its dependence on the island coordinate (fifth term), written in the form of charge-electric field coupling. The value of n_o is controlled

by the gate voltage¹⁷. In the present study we will assume that C is small, and n_o is very close to $1/2$, so that at all relevant temperatures and bias voltages only two charge states, $n = 0$ and $n = 1$, contribute to the dynamics. We denote the charging energy difference $E_C = (e^2/2C)[(n - n_o)^2 - n_o^2]$. Since the amplitude of zero-point fluctuations, $u_o \equiv \sqrt{\frac{\hbar}{2m\omega_o}}$, is rather small for the heavy island (it is estimated as ~ 4 pm for the C_{60} molecule¹) we do not consider terms non-linear in x .

Finally, the last two terms in the Hamiltonian describe an environment and its dissipative coupling to the molecule via $\hat{V}_{int}^{(bath)}$. Two mechanisms may contribute here. The vibrational state of the island couples to the bulk and surface vibrations of leads via standard displacement-dependent elastic energy. On another hand, island oscillations produce electrostatic potential fluctuations in the leads which excite electron-hole pairs. We consider the second mechanism as dominant because (i) it is Ohmic dissipative while the phonon coupling is not and vanishes for small energy transfer¹⁴, and (ii) it is mediated by the unscreened Coulomb interaction for the charged island. By writing the coupling term as

$$\hat{V}_{int}^{(bath)} = \frac{\hat{x}}{u_o} \sum_{s k k'} V_{s k k'} c_{s k}^\dagger c_{s k'} \quad (4)$$

we arrive (using golden-rule approximation) at the bath-mediated transition rates between vibrational states of the island, $|l\rangle$,

$$W_{l \rightarrow l+1} = e^{-\hbar\omega_o/k_B T} W_{l+1 \rightarrow l} = K(l+1) \frac{\hbar\omega_o}{e^{-\hbar\omega_o/k_B T} - 1}, \quad (5)$$

in the form characterized by a single parameter $K \propto (\rho_F V)^2$. [In a more refined theory one may generalize to consider K depending on the island charge as well.] We do not see any obvious reason why this parameter may be anomalously small for leads with metallic concentration of conduction electrons. Thus transitions rates between molecular levels of order $10^{-1}\omega_o$ or $10^{-2}\omega_o$ must be considered as typical. We performed all our simulations for $K = 0.1$.

In what follows we consider the case of weak conductance when tunneling rates given by $\Gamma^{(0)} = 2\pi\rho_F t^2$ are much smaller than $K\hbar\omega_o$. This condition makes the theory very simple conceptually because one may ignore interference between subsequent tunneling events—on time scales larger than \hbar/W the density matrix of the island reduces to its diagonal form in the oscillator eigenstates representation and one may discuss dynamics in terms of probabilities, $P_{n,l}$, of finding a system in a state $|n, l\rangle$. The I-V curve is then obtained from the steady-state solution of the master equation. All transition rates for the master equation may be calculated exactly for the model given above. In what follows we explain how this is done and analyze various limiting cases by solving equations numerically.

To calculate tunneling matrix elements we have to take care of final-state interaction effects originating from the $\hat{n}E\hat{x}$ term, in other words we first have to diagonalize the Hamiltonian in the absence of tunneling separately for $n = 0$ and $n = 1$, and calculate matrix elements between the eigenstates corresponding to n values differing by ± 1 . The resulting $n = 0$ and $n = 1$ Hamiltonians are related to one another by a shift in space of the potential minimum. Technically, it is convenient to calculate matrix elements in the same basis, and account for the difference between initial and final Hamiltonians by constructing a unitary transformation relating the corresponding eigenfunctions. This is the essence of the Franck-Condon principle. In our case we have to deal with the shifted-oscillator basis set which is a textbook problem. Oscillator states with $n = 1$ and $n = 0$ are related by

$$|n = 1, l\rangle = e^{\hat{S}} |n = 0, l\rangle, \quad (6)$$

where

$$\hat{S} \equiv \gamma (a^\dagger - a), \quad (7)$$

with dimensionless coupling parameter

$$\gamma = \frac{eEu_o}{\hbar\omega_o}. \quad (8)$$

The ground state energy levels are shifted by $-\gamma^2\hbar\omega_o$.

Since the oscillator Hamiltonian suddenly changes during a tunneling event, the above unitary transformation is all we need in order to calculate matrix elements because it projects $n = 1$ states into the $n = 0$ Hilbert Space. An effective form of the tunneling Hamiltonian (in the $n = 0$ representation) is given now by

$$\tilde{H}_T = t \sum_{s k} (e^{s\alpha(a^\dagger + a)} e^{\hat{S}} c_{s k}^\dagger c_i + h.c.) \quad (9)$$

where dimensionless $\alpha = u_o/\lambda$ measures the ratio between the molecule zero-point displacement and electron localization length. The energy shift term $-\gamma^2 \hbar\omega_o$ must be taken into account when writing the energy conservation law for all transitions. Specifically, when an island charges/discharges, the tunneling electron will gain/lose an energy equal to the shift. The above considerations are readily generalized for any relevant values of charge states.

So the picture we have is that of the combined electronic-vibrational system with the tunneling Hamiltonian giving complex dynamics to both degrees of freedom. In the realistic limit of $W \gg \Gamma^{(0)}$, we can assume incoherent dynamics and move to a master equation formulation of the the occupation probabilities of quantum states of the transistor:

$$\frac{dP_{n,l}}{dt} = -P_{n,l} \sum_{n',l' \neq n,l} \Gamma_{n,l \rightarrow n',l'} + \sum_{n',l' \neq n,l} P_{n',l'} \Gamma_{n',l' \rightarrow n,l} . \quad (10)$$

By considering transitions through only one side of the island we obtain the current as

$$I = e \sum_{l,l'} \left[P_{1,l} \Gamma_{1,l \rightarrow 0,l'}^{(R)} - P_{0,l} \Gamma_{0,l \rightarrow 1,l'}^{(R)} \right] . \quad (11)$$

We have two kinds of transitions in Eq. (10), the thermal rates from (5), which change only the vibrational state ($n' = n$), and the charge-transfer rates, $\Gamma = \Gamma^{(L)} + \Gamma^{(R)}$, with

$$\Gamma_{n,l \rightarrow n',l'} = \frac{2\pi}{\hbar} \sum_f \left| \langle f, n', l' | \tilde{H}_T | i, n, l \rangle \right|^2 \delta(E_f - E_i) , \quad (n' \neq n) , \quad (12)$$

where n, n' are the initial and final electronic state indices for the island, l, l' are likewise the initial and final vibrational state indices, and i, f stand for the initial and final states of the leads which are considered to be in the state of thermal equilibrium. We also assume the leads to be symmetrically voltage biased, i.e. $+V/2$ on the left lead and $-V/2$ on the right one, to avoid unnecessary complications. For the same reason we do not consider the case when tunneling rates $\Gamma^{(0)}$ are different for the left and right leads. Explicit expressions for charge-transfer rates are:

$$\Gamma_{0,l \rightarrow 1,l'}^{(s)} = \Gamma^{(0)} \left| \mathcal{O}_{l'l}^{(s)} \right|^2 f \left[E_c + \frac{seV}{2} + \hbar\omega_o(l' - l - \gamma^2) \right] \quad (13)$$

$$\Gamma_{1,l' \rightarrow 0,l}^{(s)} = \Gamma^{(0)} \left| \mathcal{O}_{ll'}^{(s)} \right|^2 \left(1 - f \left[E_c + \frac{seV}{2} + \hbar\omega_o(l' - l - \gamma^2) \right] \right) , \quad (14)$$

(where $f(E)$ is the Fermi distribution function) with oscillator matrix elements

$$\mathcal{O}_{l'l}^{(s)} = \mathcal{O}_{ll'}^{(s)} = e^{-s\alpha\gamma + \frac{1}{2}(\alpha^2 - \gamma^2)} \sqrt{l'!l!} \sum_{m=0}^{\min(l,l')} \frac{(s\alpha + \gamma)^{l'-m} (s\alpha - \gamma)^{l-m}}{(l-m)!(l'-m)!m!} . \quad (15)$$

For all simulations we measure energies and voltages in units of 1 meV, and current in units of $e\Gamma^{(0)}$.

In calculating IV characteristics from Eqns. (10) and (11), we have to adopt a model for the bias voltage dependence of the electric field E at the position of the island, see (1). In general, there is bias independent component, E_0 , e.g. due to the gate, charged impurities, etc., and bias dependent part proportional to V/d where d is the separation between the leads. This effect was not considered in previous studies^{1,2}. We argue below that it is precisely this term that may help to explain some of the anomalous features in the data of¹, and that negative differential conductance (NDC) may arise in systems in which this terms dominates over E_0 . Indeed, this bias voltage dependence, along with gate voltage dependence of E_0 , represent macroscopic "knobs" with which to control the quantum mechanical transition matrix element between initial and final oscillator states. Thus we have to assume that coupling parameter γ is a function of V , and write it as

$$\gamma \equiv \frac{eEu_o}{\hbar\omega_o} \equiv c_1 + (eV/\hbar\omega_o) c_2 \quad (16)$$

where c_1 and c_2 parameterize the relative contributions of bias voltage independent and bias voltage dependent electric fields.

III. SIMULATION RESULTS

Since for heavy islands we expect $\alpha \ll 1$ to be a typical situation, we start the analysis from the $\alpha = 0$ case first. When voltage dependence of γ is ignored (as in Ref. 2), i.e. $c_2 = 0$, we expect that in the limit $V/\hbar\omega_o \gg \gamma^2$ all

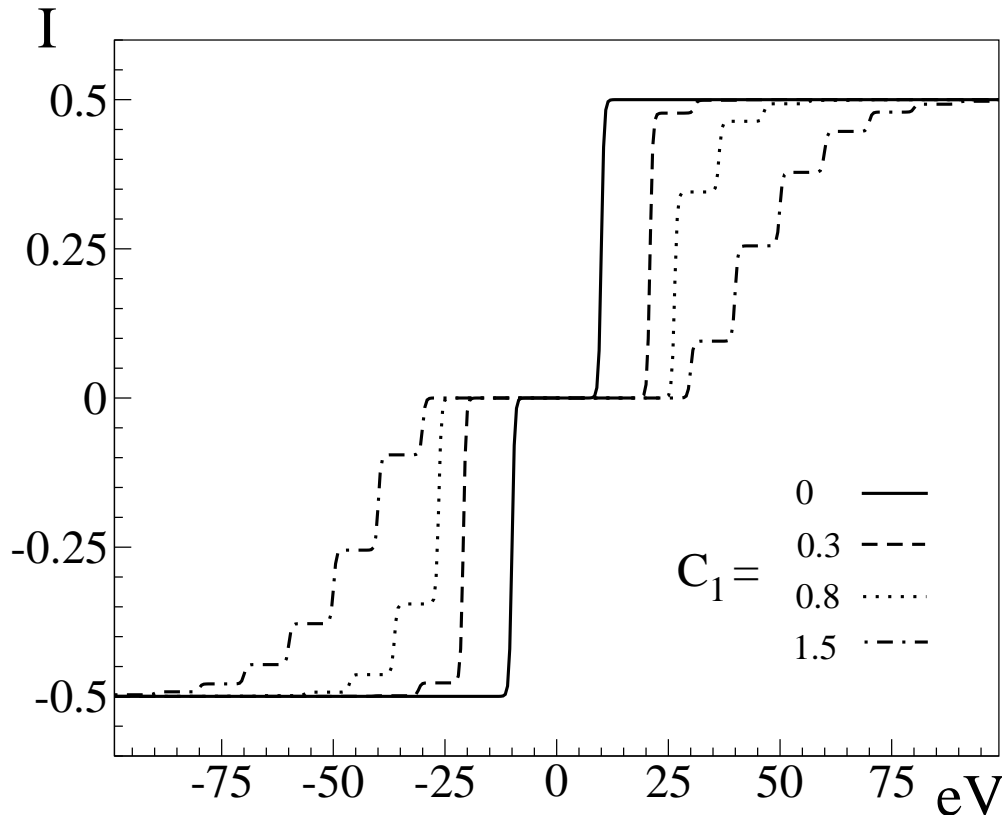


FIG. 2: IV characteristics for $c_2 = 0, c_1 = 0.0, 0.3, 0.8, 1.5$ with the voltage offset for each curve defined by the parameter $E_c = -5, -10, -10, -3.75$ (see text)

I-V curves must saturate to the ideal value $I = e\Gamma^{(0)}/2$. The reason for that is in the unitary nature of Franck-Condon factors; for zero α we have $\mathcal{O}_{\nu l}^{(s)} = \langle l' | e^S | l \rangle$, and thus when all excitation channels are contributing to the current, we have $\sum_{l'} |\mathcal{O}_{\nu l}^{(s)}|^2 \equiv 1$. Figs. (2), (3) show calculated IV characteristics in the strong dissipation limit for $c_2 = 0, c_1 = 0.0, 0.3, 0.8, 1.5$. We have chosen (for all plots) $\hbar\omega_o = 5 \text{ meV}$, $k_B T = 0.15 \text{ meV}$, to correspond to the experimental data, and $\Gamma_0 = 10^{-3} \text{ meV}$. Note that for the sake of clarity we have set different electrostatic charging energy E_c for each plot to offset the IV characteristics along the voltage axis.

There are several observations to be made. First, steps appear at roughly 10 meV intervals, corresponding to $eV/2 = k\hbar\omega_o$, with $k = 0, 1, 2, \dots$. Note that it is only energy conservation in tandem with non-zero Franck-Condon transition matrix elements that gives steps. Second, the current through the device saturates to the same limit for all values of c_1 . Also, since the action of the unitary operator is to project the initial oscillator state (in the strong dissipation limit, this initial state is always the ground state of the oscillator) into the eigenbasis of a space-shifted Hamiltonian, we see that the larger the shift parameter γ , the more access the system has to transitions into states above the ground state of the shifted basis, resulting in more visible steps in the IV characteristic.

Finally, for $c_1 > 1$ the structure of the curve depends on the value of the $2(E_c - \gamma^2\hbar\omega_o)/\hbar\omega_o$ parameter because different number of vibrational states are accessible for the electron to enter and to leave the island. These states appear at $2\hbar\omega$ intervals and form two separate sets which do not coincide if $2(E_c/\hbar\omega_o - \gamma^2)$ is not integer. When one of the sets reaches its unitary limit before the other set starts conducting, as in Fig. (2), we observe only the second set (thus curves with large offset show only one set of steps). For small values of c_1 conductance is dominated by just one or two states and the second set has no visible effect on the curve (“fades away”).

When voltage dependence is accounted for in γ , Eq. (16), the I-V curves become asymmetric. The obvious effect of non-zero c_2 is that now the *bias voltage* affects the unitary transformation. In particular, we note negative differential conductance in the intra-step regions on the positive side of bias, while the intra-step regions at negative bias have positive differential conductance, see Fig. (4). This can be explained in the following way: in the intra-step region on the positive side of bias, as voltage increases, the shift parameter γ increases, reducing the overlap between the initial oscillator state and the final, shifted state (or states), and hence *quantum mechanically* constricting that particular $l \rightarrow l'$ channel. For negative bias voltages, we note that the constant electric field parametrized by c_1 and the voltage

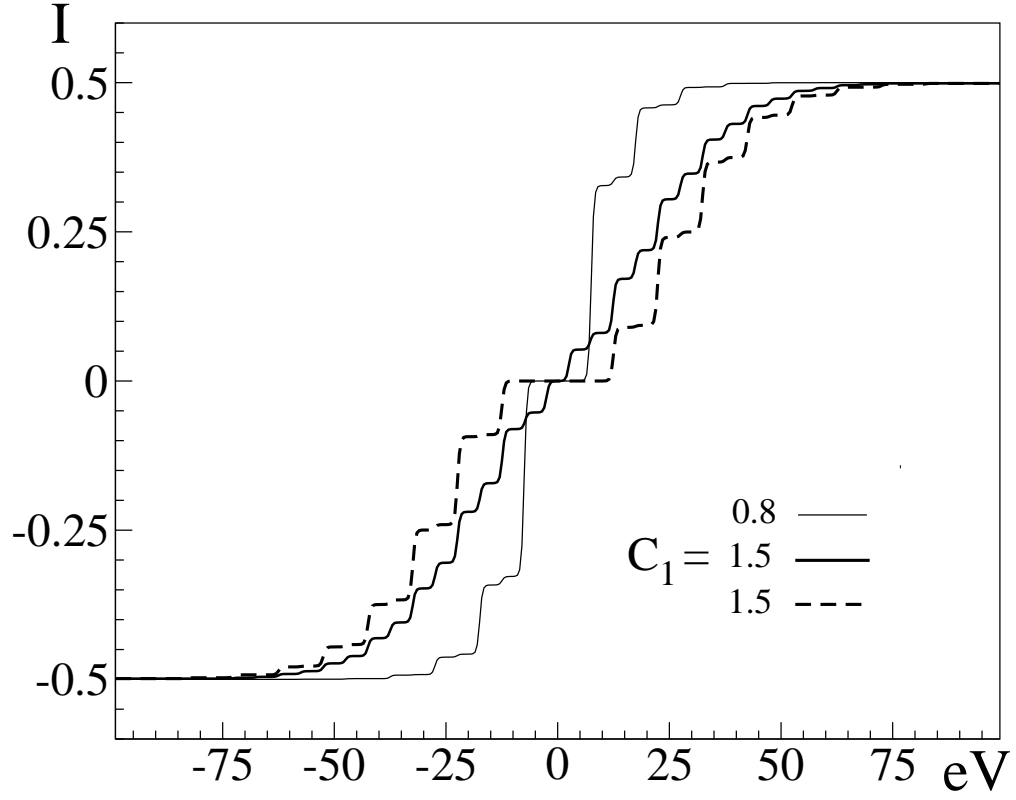


FIG. 3: IV characteristics for $c_2 = 0$, $c_1 = 0.8, 1.5, 1.5$ and smaller offset energies than in Fig. 2, $E_c = -0.55, 5, 10$

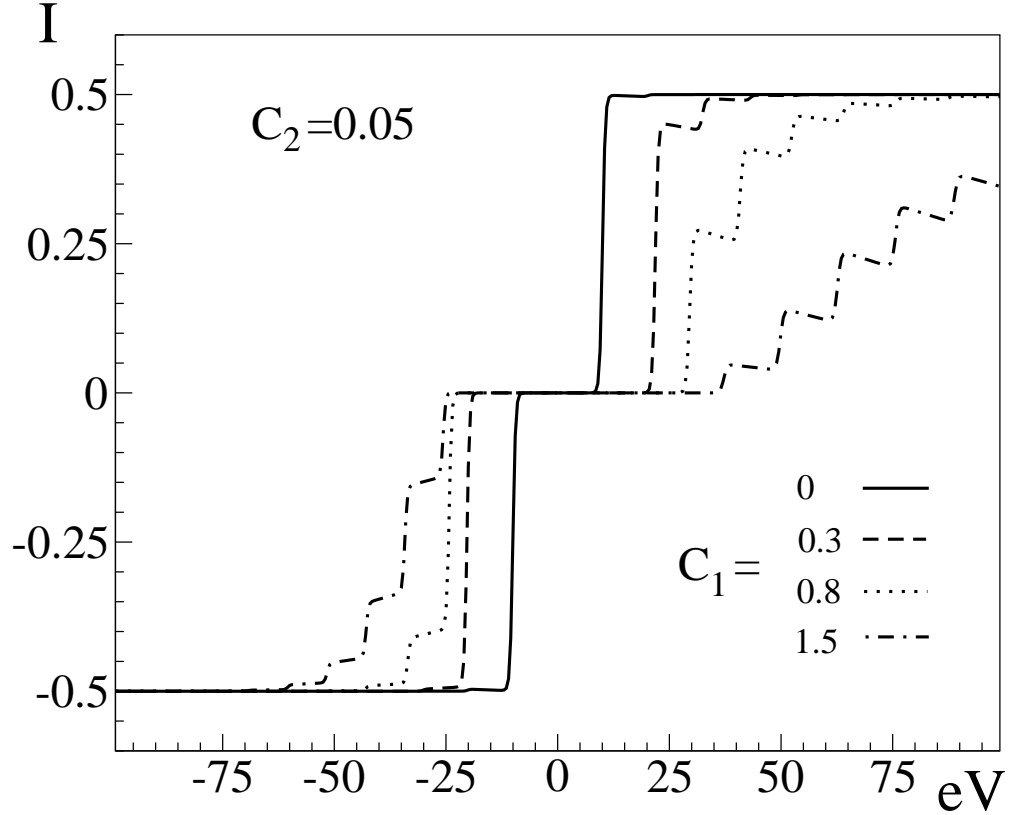


FIG. 4: IV characteristics for $c_1 = 0.0, 0.3, 0.8, 1.5$ and zero α (same as in Fig. 2) but now with finite value of $c_2 = 0.05$.

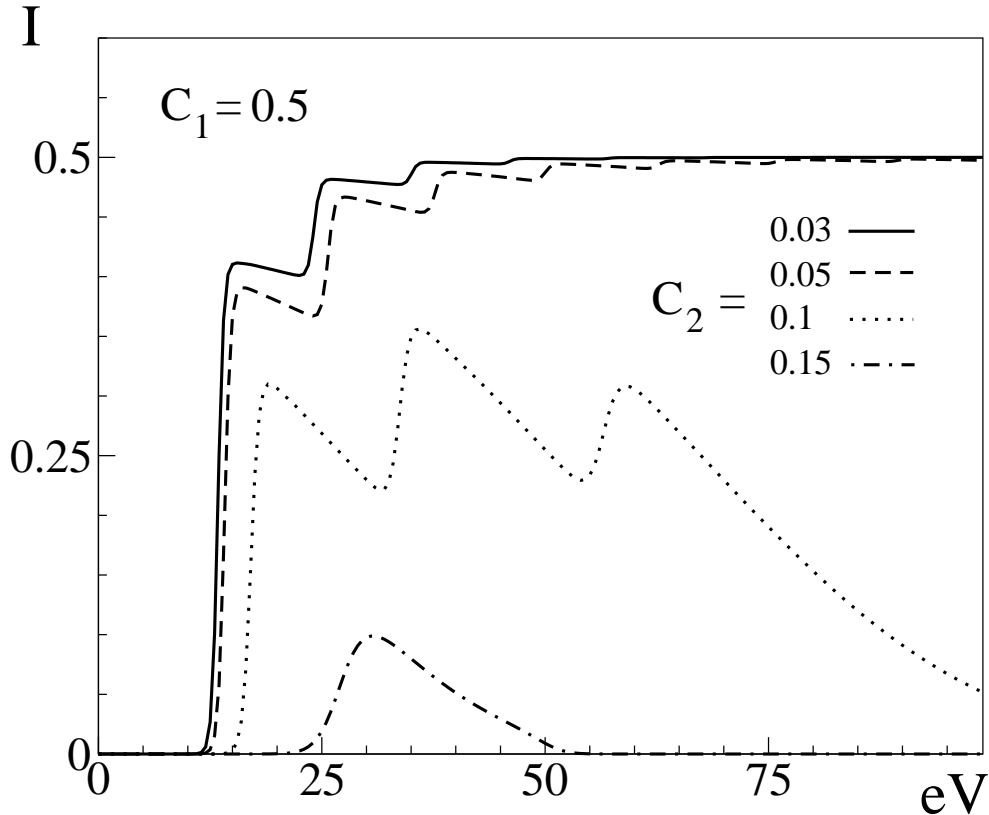


FIG. 5: Negative differential conductance effect for $c_1 = 0.5$, $\alpha = 0$, and increasing values of $c_2 = 0.03, 0.05, 0.1, 0.15$.

dependent electric field parametrized by c_2 *work against one another*, such that orthogonality between initial and final oscillator states is overall reduced. These I-V characteristics display what appears to be salient in the data of¹, namely an asymmetry about zero voltage in differential conductance, particularly in the intra step regions.

Fig. (5) shows I-V curves for $c_2 = 0.03, 0.05, 0.1, 0.15$, with $c_1 = 0.5$ and $\alpha = 0$ with the same charging energy $E_c = -\hbar\omega_o$. Here we see what we refer to as "catastrophic" negative differential conductance. Although the tunneling operator is still unitary, as c_2 increases, the energy-shift of the final oscillator basis grows strongly (as $\sim -\gamma^2\hbar\omega_o$), with the result that the initial state has its largest projection onto states high in the final-state spectrum. As the bias voltage increases, the orthogonality effect is more and more important, until most of the (oscillator) overlap is in a region where energy cannot be conserved, and so no channels for oscillator transitions remain, giving nearly zero current through the island. Finally, when $|E_c - (c_1 + (V/\hbar\omega_o) c_2)^2\hbar\omega_o|$ gets larger than $eV/2$ the number of states available for the electron to tunnel off the island is reduced to zero. Fig. (6) shows how this effect can produce a sharp conductance resonance.

Fig. (7) shows plots, this time with non-zero α , for the same set of $c_1 = 0.0, 0.3, 0.8, 1.5$ and $c_2 = 0$. We have set $\alpha = 1/25$, a physically reasonable value which for the C_{60} case corresponds to the localization length $\lambda \sim 1$ Å. Curves with finite λ differ only slightly from the $\lambda \rightarrow \infty$ case in the magnitude of current at various steps and asymmetry around $V = 0$. Since we assume here that zero-charge island states are not shifted, the system conducts better when charged states are shifted towards lower voltage lead. We note, that charge transfer physics discussed here radically differs from the semiclassical limit of large-amplitude vibrations presented in Ref. 7 where electron tunneling was considered to be the fastest process at least for some values of x . In our case, finite α does not necessarily mean larger conductance at all voltages. Also, in the semiclassical limit of large-amplitude vibrations the answer crucially depends on dissipation—the vibration amplitude is set by the balance between the energy gained from charge-transfer processes and energy lost to the environment (in the limit of large c_1, c_2 and relatively large α).

IV. CONCLUSION

Even at the level of the Hamiltonian one can easily see that the dynamics are controlled by many parameters. Although the master equation formally solves the problem for an arbitrary parameter set (as long as dissipation is

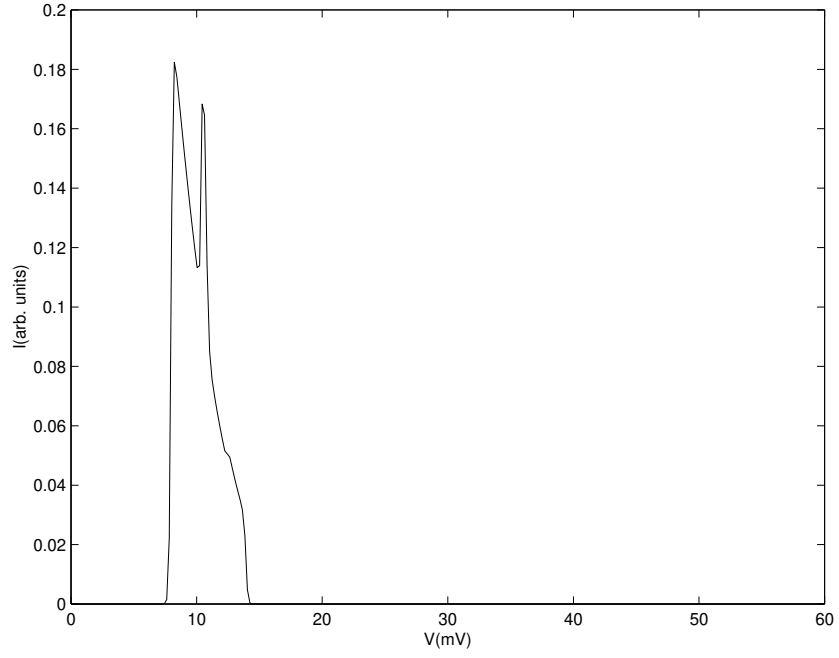


FIG. 6: Negative differential conductance effect for $c_1 = 12.5$, $\alpha = 0$, and $c_2 = 0.5$.

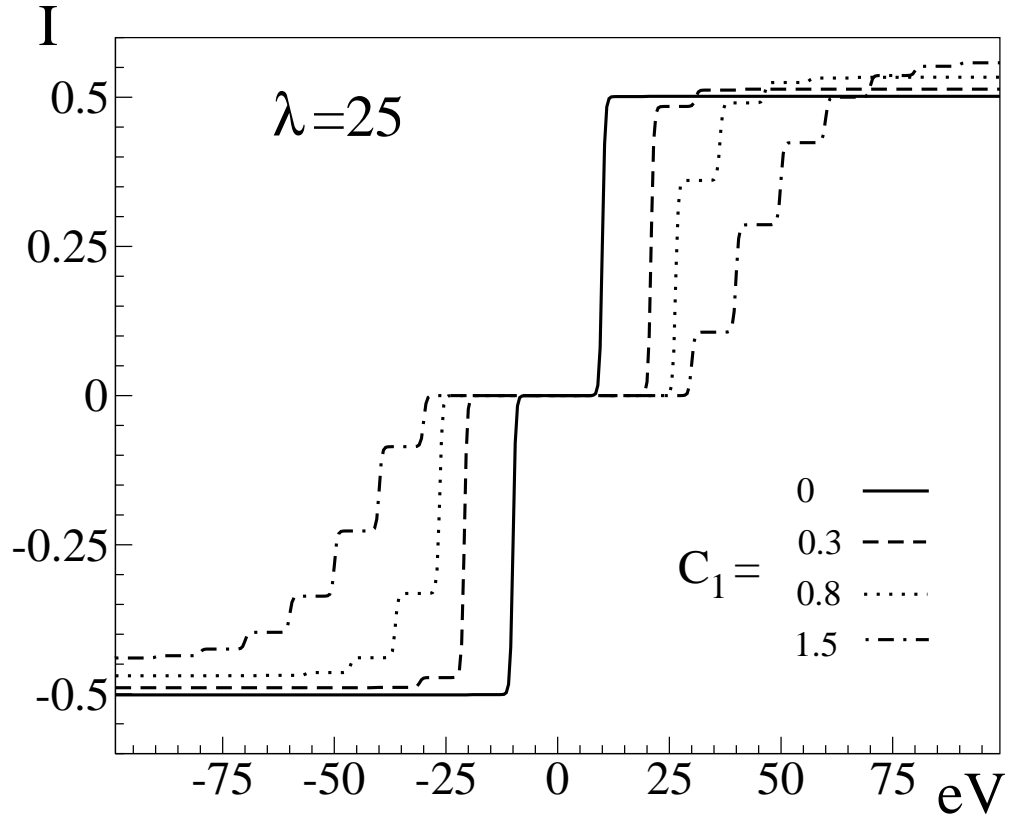


FIG. 7: IV characteristics for $c_2 = 0$, and $c_1 = 0.0, 0.3, 0.8, 1.5$ (same as in Fig. 2) with finite value of $\lambda = 25$.

strong enough), it is difficult to cover all possibilities in a single paper, even with some of the simplifying assumptions used above. We find that the most interesting physics in the quantum limit is the negative differential conductance effect arising from the experimentally controlled Franck-Condon transition matrix elements. It seems evident that the physics of the C_{60} experiment can be more or less captured by the $c_1 \sim 1, c_2 \sim 0.05$ parameter set. It does appear in¹ that there may be features that point to the finite c_2 case when the space-shift in the oscillatory potential immediately after a tunneling event depends upon the bias voltage, giving negative differential conductance and asymmetry about zero voltage. These features do appear in the simulations in Fig. (4). It is intriguing to note that with $c_2 \neq 0$, we have a situation in which the bias voltage, a macroscopically controllable variable, can have an observable influence on the quantum matrix elements which govern the dynamics of the system. Future experiments on molecular-based transistors may further explore the existence of such effects, and point the way toward greater control over quantum transitions.

V. ACKNOWLEDGMENT

The authors would like to thank R.V. Krotkov for numerous discussions of shuttling physics.

This work was supported by the National Science Foundation under Grants DMR-0071767 and DMR-0071756.

-
- ¹ H. Park, Jiwoong Park, Andrew K.L. Lim, Erik H. Andersen, A. Paul Alivisatos, and Paul L. McEuen, *Nature*, **407**, 57 (2000).
 - ² D. Boese and H. Schoeller, *Europhys. Lett.*, **54**, 668 (2001).
 - ³ G. M. Whitesides, J. P. Mathias, and C. T. Seto, *Science*, **47**, 254 (1991).
 - ⁴ R. P. Andres, Thomas Bein, Matt Dorogi, Sue Feng, Jason I. Henderson, Clifford P. Kubiak, William Mahoney, Richard G. Osifchin, and R. Reifenberger, *Science*, **47**, 272 (1996).
 - ⁵ D.I. Gittins, D. Bethell, D.J. Schiffrin, and R.J. Nichols, *Nature*, **47**, 408 (2000).
 - ⁶ Y. Eichen, E. Braun, U. Sivan, and G. Ben-Yoseph, *Acta Polym.*, **47**, 49 (1998).
 - ⁷ L.Y. Gorelik, A. Isaacson, M.V. Voinova, B. Kasemo, R.I. Shekhter, and M. Jonson, *Phys. Rev. Lett.*, **47**, 80 (1998).
 - ⁸ M.T. Tuominen, R.V. Krotkov, and M.L. Breuer, *Phys. Rev. Lett.*, **47**, 83 (1999).
 - ⁹ A. Erbe, C. Weiss, W. Zwerger, and R.H. Blick, *Phys. Rev. Lett.*, **47**, 87 (2001).
 - ¹⁰ S.H. Magnus Persson, L. Olofsson, and L. Gunnarson, *Appl. Phys. Lett.*, **47**, 74 (1999).
 - ¹¹ E.S. Soldatov, V. V. Khanin, A.S. Trifonov, D.E. Presnov, S.A. Yakovenko, G. B. Khomutov, C.P. Gubin, and V. V. Kolesov, *JETP Lett.*, **47**, 64 (1996).
 - ¹² J.R. Petta, D.G. Salinas, and D.C. Ralph, *Appl. Phys. Lett.*, **47**, 77 (2000).
 - ¹³ Hongkun Park, Andrew K. L. Lim, A. Paul Alivisatos, Jiwoong Park, and Paul L. McEuen, *Appl. Phys. Lett.*, **75**, 2 (1999).
 - ¹⁴ A.J. Leggett, S. Chakravarty, A.T. Dorsey, Matthew P. A. Fisher, Anupam Garg, and W. Zwerger, *Rev. Mod. Phys.* **59**, 1 (1987).
 - ¹⁵ L.Y. Gorelik, A. Isaacson, Y.M. Galperin, R.I. Shekhter, and M. Jonson, *Nature*, **47**, 411 (2001).
 - ¹⁶ L. Clark, M. N. Wybourne, L. O. Brown, J.E. Hutchison, M. Yan, S.X. Cali, and J.F.W. Keana, *Semiconductor Sci. and Technol.*, **47**, 13 (1998).
 - ¹⁷ H. Grabert and M.H. Devoret (Eds.), *Single Charge Tunneling: Coulomb Blockade in Nanostructures*, Plenum Press, New York-London, (1992).