

Screened hydrodynamic interaction in a narrow channel

Bianxiao Cui, Haim Diamant, and Binhua Lin*

The James Franck Institute, Department of Chemistry,
and CARS, The University of Chicago, Chicago, Illinois 60637

(Dated: February 7, 2020)

We study experimentally and theoretically the hydrodynamic coupling between Brownian colloidal particles diffusing along a linear channel. The quasi-one-dimensional confinement, unlike other constrained geometries, leads to a sharply screened, short-ranged interaction. Consequently, particles move in concert only when their mutual distance is smaller than the channel width, and two-body interactions remain dominant up to high particle densities. The coupling is predicted to reverse sign at a certain distance, yet this unusual effect is too small to be currently detectable.

PACS numbers: 83.50.Ha, 83.80.Hj, 82.70.Dd

Diffusion along narrow channels is encountered in various circumstances, such as transport in porous materials [1] and penetration through biological ion channels [2]. Much attention has been devoted to the correlated motion in so-called *single-file* systems due to the inability of particles to bypass one another, leading to anomalous diffusion [1, 3]. The anomalous regime, however, sets in only at long enough times, such that particle collisions become appreciable [4]. Yet, if the channel is filled with liquid, the motion of otherwise non-interacting Brownian particles can become correlated at times shorter than the collision time through the flow field that they create. Indeed, when we observed the diffusion of micron-size colloidal particles in a water-filled channel (Fig. 1), the most striking feature was the occasional concerted motion of several close-by particles in a dynamical “train”, lasting for a few seconds and then disintegrating. In the current Letter we present a quantitative study of this coupling.

Recently there has been renewed interest in hydrodynamic interactions, particularly in confined geometries, due to their role in the behavior of colloidal suspensions and the development of new experimental techniques using digital video microscopy [5, 6, 7, 8, 9, 10, 11]. Systems containing particles in a finite container [5], near a single wall [6, 7, 8], and between two walls [6, 9] were studied. The hydrodynamic interactions in an unbounded fluid and in those confined geometries are always attractive (i.e., motion of one particle drags the other in the same direction) and long-ranged: in an unbounded fluid the interaction decays with inter-particle distance x as $1/x$ [12]; the one between particles moving near and parallel to a single wall decays as $1/x^3$ [7, 13]; and for particles moving between and parallel to two walls it decays as $1/x^2$ [14]. More constrained geometries—perpendicular to the walls in a two-wall configuration [14] and along a cylindrical tube [15, 16]—are essentially different, in that point disturbances are expected to create flows with an exponential spatial decay. Here we demonstrate that confinement in a linear channel indeed sharply screens the hydrodynamic interaction and may even change its sign.

The experimental system consists of an aqueous suspension of silica colloidal spheres (density 2.2 g/cm^3) confined in long narrow grooves (see Fig. 1 and inset of Fig. 4). The grooves were printed on the surface of polydimethylsiloxane from a master pattern fabricated lithographically on a Si wafer (Stanford Nanofabrication Facility). A drop of suspension was enclosed between the polymer mode and a cover slip with a spacer ($\sim 100 \mu\text{m}$), so that the top of the groove was open to a thin layer of fluid. Digital video microscopy was used to extract time-dependent two-dimensional trajectories of the spheres (time resolution 0.033 s). Details of sample preparation and data analysis were described elsewhere [4, 17].




FIG. 1: Microscope images of silica colloidal spheres confined in linear grooves: a) sphere radius $a = 0.79 \mu\text{m}$, groove width $w = 3 \mu\text{m}$ [sample (1)], linear packing fraction $\eta = 0.17$; b) $a = 1.85 \mu\text{m}$, $w = 5 \mu\text{m}$ [sample (2)], $\eta = 0.35$; c) $a = 2.57 \mu\text{m}$, $w = 7 \mu\text{m}$ [sample (3)], $\eta = 0.36$.

We studied samples of three different parameter sets, i.e., different values of channel width w , channel depth h , channel length L , and sphere radius a (see Fig. 1): (1) $w = (3.0 \pm 0.3) \mu\text{m}$, $h = (3.0 \pm 0.3) \mu\text{m}$, $L = 2 \text{ mm}$, $a = (0.79 \pm 0.02) \mu\text{m}$ (Duke Scientific); (2) $w = (5.0 \pm 0.1) \mu\text{m}$, $h = (4.0 \pm 0.5) \mu\text{m}$, $L = 10 \text{ mm}$, $a = (1.85 \pm 0.05) \mu\text{m}$ (Bangs Laboratory); (3) $w = (7.0 \pm 0.1) \mu\text{m}$, $h = (4.0 \pm 0.5) \mu\text{m}$, $L = 10 \text{ mm}$, $a = (2.57 \pm 0.1) \mu\text{m}$ (Bangs Laboratory). Note that in all cases $a > w/4$, such that spheres cannot bypass one another. The linear packing fraction η was determined as $\eta = 2Na/l$, where l is the length of the channel section in the field of view [$l = 106 \mu\text{m}$ for sample (1) and $220 \mu\text{m}$ for samples (2) and (3)], and N is the number of spheres in that section. Measurements were made at various values of η for samples (1) and (2), and at a single η for sample (3).

Studies of the equilibrium structure and single-particle dynamics of sample (1) were previously reported [4, 17]. These experiments showed that the colloidal motion was tightly confined to the center of the groove. Apart from the hard-core repulsion between particles, a weak, short-ranged attraction was found, the pair-potential having a minimum of about $-0.3k_B T$ ($k_B T$ being the thermal energy) at particle separation of about $1.9 \mu\text{m}$. The range of the dynamic coupling reported here is larger than the channel width, i.e., more than double that range. At such distances the equilibrium attraction is practically zero [17] and we thus neglect it in the current study. While detailed characterization of samples (2) and (3) will be carried out in the near future, the qualitative behaviors of the three samples are very similar.

We choose to characterize the coupling by the collective and relative diffusion of particle pairs, i.e., the fluctuations of their center of mass and mutual distance. We define the collective diffusivity, D^+ , and the relative one, D^- , as

$$D^\pm(x) = \langle [\Delta x_1(t) \pm \Delta x_2(t)]^2 \rangle / 4t, \quad (1)$$

where Δx_i is the displacement of particle i along time t and x is the short-time average distance between the centers of the two spheres. The coefficients have been defined such that, in the absence of coupling, they both reduce to the self-diffusivity of a single particle, D^{self} . In our data analysis $D^\pm(x)$ were calculated from the histogram of short-time ($t < 0.2$ s) trajectories, $D^\pm(x) = [1/4tN(x)] \sum_{i=1}^{N(x)} [\Delta x_i(t) \pm \Delta x_{i-1}(t)]^2$, where $N(x)$ is the number of nearest-neighbor pairs whose mutual distance x falls in the range $(x - \delta x/2, x + \delta x/2)$ (we took $\delta x = 0.22a$ for all samples). Note that the tracking time t must be kept sufficiently short, so that the spheres do not crossover to the anomalous subdiffusion regime [4], and their diffusion distance remains smaller than δx , so x can be assumed constant.

Figure 2 shows the measured collective and relative diffusion coefficients for the various samples. The screened nature of the interaction is manifested in several ways. First, the diffusivities sharply decay to D^{self} for inter-particle distances larger than about twice the channel width. Second, the coupling is practically insensitive to changes in density up to high values of η , implying that three-body and higher terms remain negligible. Finally, at $\eta = 0.61$, sample (1) exhibits a sharp shift of the entire curves towards lower diffusivity, i.e., a sudden decrease in D^{self} [18]. These observations are in essential contrast with the case of less confined geometries, where the hydrodynamic interaction is long-ranged with considerable many-body effects [5], leading to a smooth and appreciable dependence on density. Note that, qualitatively, the spatial dependencies for all samples look very similar and, indeed, they can be collapsed onto two universal curves, as discussed below.

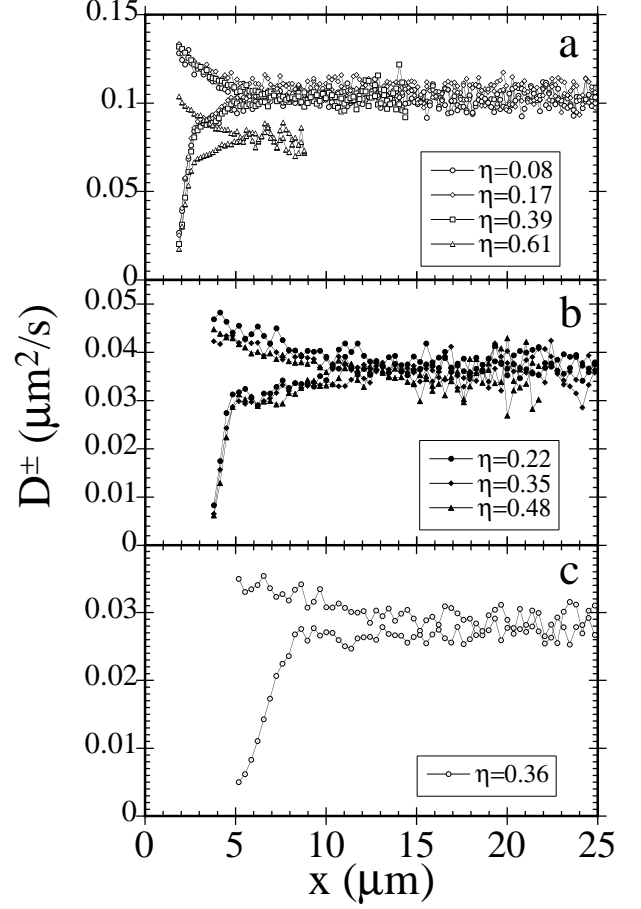


FIG. 2: Collective (D^+ , upper curves) and relative (D^- , lower curves) pair diffusivities as a function of inter-particle distance x for various values of packing fraction η . Figures a, b and c correspond to samples (1), (2) and (3), respectively.

We now turn to a theoretical estimate of the hydrodynamic coupling. The Reynolds number of the system is very low (of order 10^{-6}), and to study the hydrodynamics we need, in principle, to calculate the Stokes flow subject to no-slip boundary conditions at the surfaces of the channel and the particles [12]. This is technically very hard and, furthermore, we seek a description of more general applicability. We resort to three simplifications: (i) The actual geometry of a partially open, rectangular channel is replaced by an effective cylinder, of diameter $2R = \gamma w$, where γ is a geometrical prefactor of order 1, to be treated as a fitting parameter. We expect to obtain one value of γ for a square cross-section [samples (1) and (2)], and another for a rectangular one [sample (3)]. Because of the open top of the actual channel, we also expect the effective cylinder to be significantly wider, i.e., $\gamma > 1$. (ii) The particle motion is assumed to be restricted to the central axis of the channel. (As has been noted above, this is a good approximation in our case.) (iii) The particle size is assumed to be much smaller than both the channel width, $a \ll R$, and the inter-particle

distance, $a \ll x$. This requirement, though not strictly fulfilled in practice, allows us to treat the effect of one particle on the flow near the other and near the walls as if it were exerting a point force on the fluid, i.e., to consider merely the fundamental solution (Green's function) of the Stokes equation in the channel. (This is sometimes referred to as the *Stokeslet approximation* [13].)

The displacement fluctuations of a particle pair is used to define a two-particle diffusion tensor, $\langle \Delta x_i(t) \Delta x_j(t) \rangle = 2D_{ij}(x)t$, $i, j = 1, 2$. This tensor can be decomposed into a self-diffusion term and a coupling one: $D_{ij} = \delta_{ij}D^{\text{self}} + (1 - \delta_{ij})D^{\text{coup}}(x)$. The two eigenvalues, $D^{\pm} = D^{\text{self}} \pm D^{\text{coup}}(x)$, are the collective and relative diffusivities of the pair as defined in Eq. (1). Usually particles entrain one another and $D^{\text{coup}} > 0$, i.e., the hydrodynamic interaction enhances the collective mode and suppresses the relative one.

To leading order in a/R and a/x , the flow field induced by the motion of one particle in the vicinity of the other is that of a point force. This fluid velocity per unit force is the change in the mobility of the entrained particle. Thus $D^{\text{coup}}(x) \simeq k_B T G(x)$, where G is the xx component of the Oseen tensor (Green's function) of the Stokes equation in the channel. Using the diffusivity in an unbounded fluid, $D_0 = k_B T / (6\pi\mu a)$ (μ being the fluid viscosity), we define two rescaled coupling diffusivities,

$$\Delta^{\pm}(\xi) \equiv \frac{D^{\pm}(\xi) - D^{\text{self}}}{(a/R)D_0}, \quad \xi \equiv x/R, \quad (2)$$

which are experimentally measurable and, within our far-field approximation, *parameter-free* (apart from the unknown geometrical factor γ).

We now substitute the known solution for the Oseen tensor at the center of a cylindrical tube [15, 16] to obtain

$$\begin{aligned} \Delta^{\pm}(\xi) &= \pm(3/4) \sum_{n=1}^{\infty} [a_n \cos(\beta_n \xi) + b_n \sin(\beta_n \xi)] e^{-\alpha_n \xi} \\ &\simeq \begin{cases} \pm 3/(2\xi), & \xi \ll 1 \\ \pm(3/4)[a_1 \cos(\beta_1 \xi) + b_1 \sin(\beta_1 \xi)] e^{-\alpha_1 \xi}, & \xi \gg 1 \end{cases} \quad (3) \end{aligned}$$

In Eq. (3) $u_n = \alpha_n + i\beta_n$ are the complex roots of the equation $u[J_0^2(u) + J_1^2(u)] = 2J_0(u)J_1(u)$, and $(a_n + ib_n) = 2\{\pi[2J_1(u_n)Y_0(u_n) - u_n(J_0(u_n)Y_0(u_n) + J_1(u_n)Y_1(u_n))] - u_n\}/J_1^2(u_n)$ (J_k and Y_k being the Bessel functions of the first and second kind). The coupling as a function of distance is depicted in Fig. 3. For $\xi \ll 1$ the particles are insensitive to the walls and the coupling approaches the algebraic $\sim 1/\xi$ dependence as in an unbounded fluid [12]. Yet, for $\xi > 1$ the confined geometry becomes manifest; the sum is dominated by its first term and the interaction decays exponentially with distance. (The coefficients of this term are $a_1 \simeq -0.0370$, $b_1 \simeq 13.8$, $\alpha_1 \simeq 4.47$, and $\beta_1 \simeq 1.47$.)

The sharp screening for distances larger than the confinement length is unique to the linear geometry and is

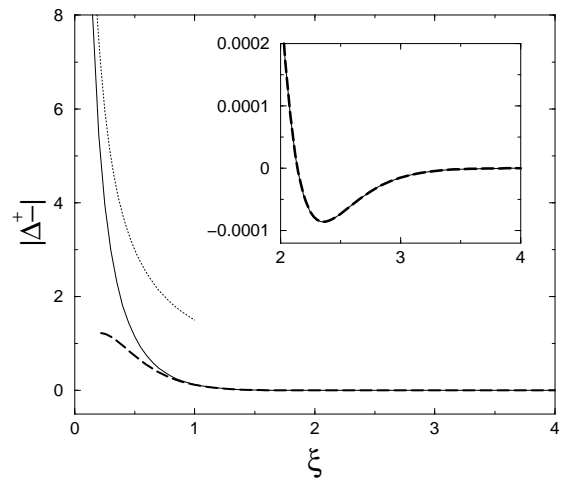


FIG. 3: Rescaled coupling diffusivity $|\Delta^{\pm}|$ as a function of rescaled inter-particle distance $\xi = x/R$ [Eq. (3), solid curve]. At very small distances the curve approaches the algebraic $\sim 1/\xi$ dependence as in an unbounded fluid (dotted line). At large distances it decays exponentially (dashed line). For $\xi \gtrsim 2.14$ the coupling becomes slightly negative (inset).

caused by the no-slip boundary conditions at the channel walls. We may visualize the boundary conditions as replaced by an infinite series of image forces transverse to the channel axis, accompanying the moving particle [13]. At distances larger than the channel width the images cancel the effect of the actual force. Small oscillations on top of the exponential decay make the coupling change sign at $\xi \simeq 2.14$ (inset of Fig. 3). This is a very peculiar effect, implying that for these distances the particles *de-ter* rather than drag one another. Physically, this arises from flow rolls that form along the channel [16]. Unfortunately, as seen in Fig. 3, even if the effect still exists in our partially open channel, it is far too small to be currently detectable.

In Fig. 4 we have replotted the experimental data of Fig. 2, scaled according to Eq. (2), with $\gamma = 2.44$ for the square cross-section [samples (1) and (2)] and $\gamma = 2.72$ for the rectangular one [sample (3)]. The data for different channel widths, sphere sizes, and densities collapse onto two universal curves for the collective and relative diffusivities. This confirms that the observed coupling indeed arises from two-body hydrodynamic interaction. Moreover, considering the crude approximations that have been employed, the agreement with Eq. (3) is remarkable. The Stokeslet approximation thus provides a surprisingly reasonable description of the hydrodynamic interaction even for relatively large particles and short inter-particle distances. We can further use the fitted γ to calculate the expected self-diffusivity which, at the same level of approximation [12], is given by $D^{\text{self}} \simeq D_0(1 - 2.10444a/R)$, $R = \gamma w/2$. This yields for samples (1), (2) and (3) $D^{\text{self}} \simeq 0.16, 0.045$ and

$0.040 \mu\text{m}^2/\text{s}$, respectively, not far off the measured (low-density) values of 0.11, 0.036 and $0.028 \mu\text{m}^2/\text{s}$ [19].

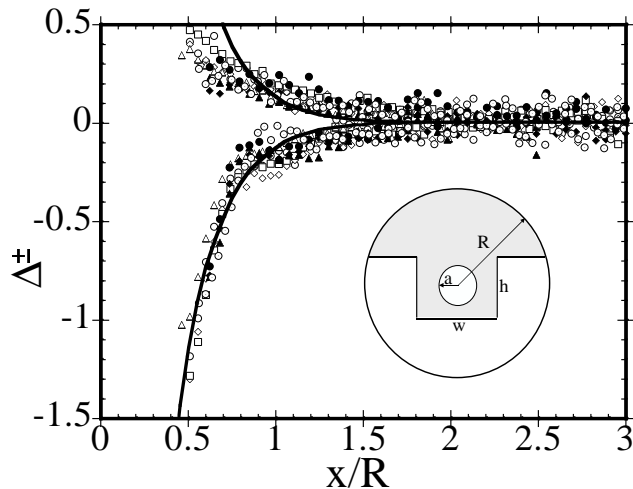


FIG. 4: Rescaled coupling diffusivities Δ^\pm as a function of rescaled inter-particle distance $\xi = x/R$ for all the data of Fig. 2. The solid line is the theoretical curve for a particle in a cylindrical tube (Fig. 3). The inset shows a cross-section of the sample cell with its theoretical effective cylinder.

Nonetheless, a small but systematic discrepancy between the calculation and experiment is seen in Fig. 4 as the inter-particle distance becomes very small. This deviation naturally marks the breakdown of the $x \gg a$ assumption. The observed trend can be understood by considering the extreme case of two particles in contact. The relative diffusivity then vanishes, hence $\Delta^- \rightarrow -D^{\text{self}}/(D_0 a/R)$, whereas the collective one becomes equal to twice the self-diffusivity of a rigid “train” of two touching particles, $2D^{\text{two}}$. Since, evidently, $D^{\text{two}} < D^{\text{self}}$, we have $\Delta^+ \rightarrow (2D^{\text{two}} - D^{\text{self}})/(D_0 a/R) < |\Delta^-|$, in accord with the observed asymmetry [20].

We have studied the hydrodynamic pair-interaction between Brownian particles confined to a narrow channel. Unlike hydrodynamic couplings in other geometries, the interaction is sharply screened over distances larger than the channel width R . This screening suppresses higher-order, many-body interactions up to high particle densities. Another important consequence is that concerted motion of neighboring particles becomes appreciable at a sharply defined density, comparable to $1/R$; we shall study this dynamic clustering in more detail in a future publication. Our results suggest that a tube-Stokeslet approximation [i.e., Eq. (3)] should give a good estimate of the hydrodynamic interaction in *any* linear geometry, provided that the particles are repelled from the walls and one has an estimate for the geometrical prefactor γ . Although we have discussed only freely diffusing particles, since mobilities are proportional to diffusivities, the same conclusions apply to driven motion as well. Thus, the effects studied here should also bear upon motion and

patterning in microfluidic systems [21].

We thank Stuart Rice for generous laboratory support, and Leo Kadanoff and Wendy Zhang for helpful discussions. The experimental work was supported by the National Science Foundation under Award Nos. DMR-9870437 (POWRE) and CHE-9977841, as well as the NSF MRSEC program at the University of Chicago (DMR-9808595). HD was also supported by the NSF under Award Nos. DMR-9975533 and DMR-0094569, and the David and Lucile Packard Foundation (99-1465).

* Electronic address: b-lin@uchicago.edu

- [1] J. Kärger and D. M. Ruthven, *Diffusion in Zeolites and Other Microporous Solids* (Wiley, New York, 1992).
- [2] D. J. Aidley and P. R. Stanfield, *Ion Channels: Molecules in Action* (Cambridge University Press, New York, 1996).
- [3] D. G. Levitt, Phys. Rev. A **8**, 3050 (1973). S. Alexander and P. Pincus, Phys. Rev. B **18**, 2011 (1978). J. Kärger, Phys. Rev. A **45**, 4173 (1992). J. Kärger, Phys. Rev. E **47**, 1427 (1993). K. Hahn and J. Kärger, J. Phys. A Math. Gen. **28**, 3061 (1995). Q.-H. Wei, C. Bechinger and P. Leiderer, Science **287**, 625 (2000).
- [4] B. Lin, B. Cui, J.-H. Lee and J. Yu, Europhys. Lett. **57**, 724 (2002).
- [5] P. N. Segrè, E. Herbolzheimer and P. M. Chaikin, Phys. Rev. Lett. **79**, 2574 (1997). M. P. Brenner, Phys. Fluids **11**, 754 (1999).
- [6] B. Lin, J. Yu and S. A. Rice, Phys. Rev. E **62**, 3909 (2000).
- [7] E. R. Dufresne, T. M. Squires, M. P. Brenner and D. G. Grier, Phys. Rev. Lett. **85**, 3317 (2000).
- [8] T. M. Squires and M. P. Brenner, Phys. Rev. Lett. **85**, 4976 (2000).
- [9] E. R. Dufresne, D. Altman and D. G. Grier, Europhys. Lett. **53**, 264 (2001).
- [10] T. M. Squires, J. Fluid Mech. **443**, 403 (2001).
- [11] For a recent review on video microscopy, see P. Habdas and E. R. Weeks, Curr. Opin. Colloid Interface Sci., submitted (e-print cond-mat/0204507).
- [12] J. Happel and H. Brenner, *Low Reynolds Number Hydrodynamics* (Martinus Nijhoff, Dordrecht, 1983).
- [13] C. Pozrikidis, *Boundary Integral and Singularity Methods for Linearized Viscous Flow* (Cambridge University Press, New York, 1992).
- [14] N. Liron and S. Mochon, J. Eng. Math. **10**, 287 (1976).
- [15] N. Liron and S. Shahar, J. Fluid Mech. **86**, 727 (1978).
- [16] J. R. Blake, J. Fluid Mech. **95**, 209 (1979).
- [17] B. Cui, B. Lin, S. Sharma and S. A. Rice, J. Chem. Phys. **116**, 3119 (2002).
- [18] In our measurement D^{self} actually refers to a particle that has no neighbors on one side but can have nearby particles on its other side.
- [19] A good estimate for D^{self} can also be obtained by superposing the effects of the three walls [4].
- [20] When the two spheres get closer while moving together, another mechanism that might suppress their collective mobility sets in, involving closed eddies in the inter-particle space. A. M. J. Davis, M. E. O’Neill, J. M. Dorrepaal and K. B. Ranger, J. Fluid Mech. **77**, 625 (1976).

- S. Taneda, J. Phys. Soc. Jpn. **46**, 1935 (1979).
[21] T. Thorsen, R. W. Roberts, F. H. Arnold and S. R. Quake, Phys. Rev. Lett. **86**, 4163 (2001).