

# Electronic properties of the 1D Frenkel-Kontorova model

Peiqing Tong<sup>1,3</sup>, Baowen Li<sup>2</sup>, and Bambi Hu<sup>3,4</sup>

<sup>1</sup> *Department of Physics, Nanjing Normal University, Nanjing, Jiangsu, 210097, China*

<sup>2</sup> *Department of Physics, National University of Singapore, 117542 Singapore*

<sup>3</sup> *Department of Physics and Centre of Nonlinear Studies, Hong Kong Baptist University, Hong Kong, China,*

<sup>4</sup> *Department of Physics, University of Houston, Houston, TX 77204-506*  
(Phys. Rev. Lett. **88**, 046804 (2002))

The energy spectra and quantum diffusion of an electron in a 1D incommensurate Frenkel-Kontorova (FK) model are studied numerically. We found that the spectral and dynamical properties of electron display quite different behaviors in invariance circle regime and in Cantorus regime. In the former case, it is similar to that of the Harper model, whereas in the latter case, it is similar to that of the Fibonacci model. The relationship between spectral and transport properties is discussed.

The Frenkel-Kontorova model describes a one dimensional chain of atoms/particles with harmonic nearest neighbor interaction placed in a periodic potential. It is a widely used model in condensed matter physics and nonlinear dynamics [1]. For instance, it has been used to model crystal dislocations [2], epitaxial monolayers on the crystal surface [3], ionic conductors and glassy materials [4], electron in a quasi 1D metal below the Peierls transition [5], charge density waves [6], Josephson junctions chains [7], and dry friction [8]. More recently, this model has been employed to study transport properties of vortices in easy flow channels [9] and strain-mediated interaction of vacancy lines in a pseudomorphic adsorbate system [10]. Due to the competition between the two length scales, the spring length and the period of the on-site potential, the FK model exhibits a wealth of interesting and complex phenomena (see [11] and the reference therein).

One of the most striking features of the FK model is the so-called transition by breaking of analyticity. It is shown by Aubry [12] that there exist two different ground state configurations for an incommensurate chain. The transition from one configuration to another occurs when one changes the coupling constant  $K$  (see Eq.(2)). These two incommensurate configurations correspond to invariance circle and Cantorus of the standard map [13], respectively. This transition is still discernible in a quantum FK model [14].

Although extensive studies have been done since its introduction, the FK model continues to attract active interests from different fields. Recent studies are concentrated on phonon modes, because they are responsible for the heat conduction along the chain [15,16]. It is found that the on-site potential breaks the conservation of momentum, and makes the heat conduction in 1D FK model obey the Fourier law [16].

However, the electronic property of the 1D FK model is still unknown up to now. This topic is important from both fundamental and application points of view,

because incommensurate and quasiperiodic structures appear in many physical systems such as quasicrystals, two-dimensional electron systems, magnetic superlattices, charge-density waves, organic conductors and various atomic monolayers absorbed on crystalline substrates. As mentioned before, the FK model has been very successful applied in these systems. It is the purpose of this Letter to study this topic.

The electron in a 1D FK chain obeys the equation

$$t_0(\psi_{n+1} + \psi_{n-1}) + V_n\psi_n = E\psi_n, \quad (1)$$

where  $t_0$  is a nearest-neighbor hopping integral which is set to 1 in this Letter,  $\psi_n$  is the amplitude of wave function at the  $n$ th site and  $E$  the eigenenergy of electron. The on-site potential,  $V_n = \lambda \cos(x_n^0)$ , is controlled by parameters  $\lambda$  and  $x_n^0$ .  $\{x_n^0\}$  is the configuration of an incommensurate ground state of the FK model, namely,  $\{x_n^0\}$  minimizes the functional

$$U = \sum_n \frac{1}{2}(x_{n+1} - x_n - a)^2 + K(1 - \cos(x_n)), \quad (2)$$

where  $K$  is a coupling constant, and  $a$  the equilibrium distance between consecutive atoms.  $\{x_n^0\}$  is determined by an adjustable coupling constant  $K$ .

In contrast to the Harper model and the Fibonacci model that have been often used to study electron in incommensurate systems (see review articles [17,18], Ref. [19], and the references therein), the FK model has two control parameters,  $\lambda$  and  $K$ , and is thus more general. As we shall see below that the two control parameters not only make the problem more complicated but also enrich the physics of this model. Most electron properties shown in the Harper model and the Fibonacci model can be recovered in the FK model.

Any change in  $\lambda$  and  $K$  will alter on-site potential  $V_n$ , thus change the electron properties of the system. As it is well known that for each irrational number  $a/2\pi$  there exists a critical value  $K_c$  separating the two configurations of ground state.  $K_c = 0.9716354 \dots$  corresponds to the most irrational number, golden mean value

$a/2\pi = (\sqrt{5} - 1)/2$ . In this Letter, we restrict ourselves to this particular value in numerical calculations as it is the mostly used one in the community.

In order to study electron energy spectra, we first obtain ground state configuration for  $N$  atoms by gradient method [12] for fixed boundaries, i.e.,  $x_0 \equiv 0$  and  $x_N = 2\pi N$ .  $a/2\pi = (\sqrt{5} - 1)/2$  is approximated by a convergent series of truncated fraction:  $F_n/F_{n+1}$  ( $n = 1, 2, \dots$ ), where  $\{F_n\}$  is a Fibonacci sequence. The number of atoms is chosen as  $N = F_n$ . The electron eigenenergies are obtained numerically by the transfer matrix method. The transfer matrix  $\mathbf{T}_N(E)$  is

$$\mathbf{T}_N(E) = \prod_{n=0}^N \mathbf{T}(n, E), \quad (3)$$

where

$$\mathbf{T}(n, E) = \begin{pmatrix} E - \lambda \cos(x_n^0) & -1 \\ 1 & 0 \end{pmatrix}.$$

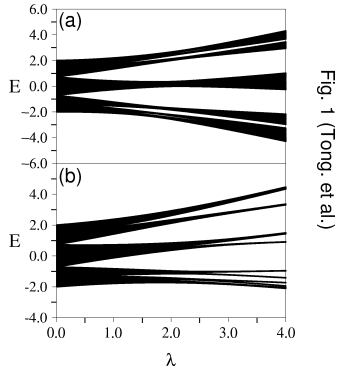


FIG. 1. Energy spectra versus  $\lambda$  for electron in the chains with different values of  $K$ . (a),  $K = 0.4 < K_c$ ;  $K = 1.6 > K_c$ . The chain length is  $N = 377$ .

The allowed energies of electron satisfy condition  $|\text{Tr} \mathbf{T}_N(E)| \leq 2$ . Fig. 1 illustrates the spectra as functions of  $\lambda$  for different values of  $K$ . From Fig. 1, we can see that for  $K \leq K_c$ , the energy spectra (see 1a) is similar to that of the Harper model, namely, band splits into subbands as  $\lambda$  is increased from 0. As  $\lambda$  becomes larger than a critical value, energy levels tend to repel each other. There are however differences from the Harper model. For instance, the Harper model has a good symmetry, such as self-duality, and the spectrum is symmetric about  $E = 0$ . All eigenstates are extended when  $\lambda < \lambda_c (= 2)$ , and localized when  $\lambda > \lambda_c$ . Our

model does not have self-duality and the spectrum is asymmetric. It is known [17] that for a non-self-duality system, there exists a critical parameter above that all eigenstates are localized. Below this critical value, extended, critical, localized states, and mobility edges co-exist.

To study the eigenstates quantitatively, the Thouless exponent ( $\gamma(E_i)$ ) and participation ratios (PR) are calculated for every eigenstate. The Thouless exponent is given by

$$\gamma(E_i) = \int \ln |E_i - E_j| \rho(E_j) dE_j = \frac{1}{N} \sum_{j \neq i} \ln |E_i - E_j|, \quad (5)$$

where  $\rho(E)$  is the density of states, and the participation ratio is,

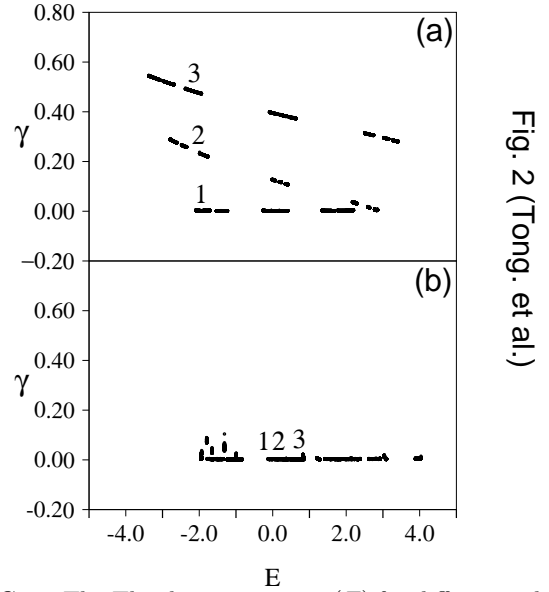


FIG. 2. The Thouless exponent  $\gamma(E)$  for different values of  $K$ . (a),  $K = 0.4$ , curves 1, 2 and 3 correspond to  $\lambda = 1.0, 2.3$  and  $3.0$ , respectively; (b),  $K = 1.6$ , curves 1, 2 and 3 correspond to  $\lambda = 1.0, 2.0$  and  $3.5$ , respectively. The chain length is  $N = 4181$ .

The Thouless exponent is proportional to the inverse of localization length i.e.  $\gamma \sim 1/\xi$ . If  $\gamma$  is about order of  $1/N$  for finite chain of length  $N$ , then the eigenstates are extended or critical. Otherwise the eigenstates are localized. In Fig. 2, we plot  $\gamma$  as a function of eigenstate for different  $\lambda$ . Fig. 2a is for  $K = 0.4$ . It tells us that for small  $\lambda$ , all states are extended and critical (correspond

to small  $\gamma$  in Fig. 2a). As  $\lambda$  is increased, some eigenstates become localized. For  $\lambda > \lambda_c$  all eigenstates are localized. Of course,  $\lambda_c$  depends on  $K$  [5]. The minimum Thouless exponent  $\gamma_{min}$  and maximum PR are calculated as a function of  $\lambda$  so as to find the critical value of  $\lambda_c$  for a fixed  $K$ . In Fig. 3, we plot  $\gamma_{min}$  and  $PR_{max}$  versus  $\lambda$  for  $K = 0.4, 0.6, K_c$ , and 1.6. From these curves, we can easily obtain critical values  $\lambda_c \approx 2.3, 2.46$  and 2.96 for  $K = 0.4, 0.6$  and  $K_c$ , respectively.

In the case of  $K > K_c$ , i.e., the ground state configuration of atoms corresponds to Cantorus, both spectra and eigenstates are quite different from that case of  $K \leq K_c$  (see Fig. 2b). In this case, no critical value has been found.

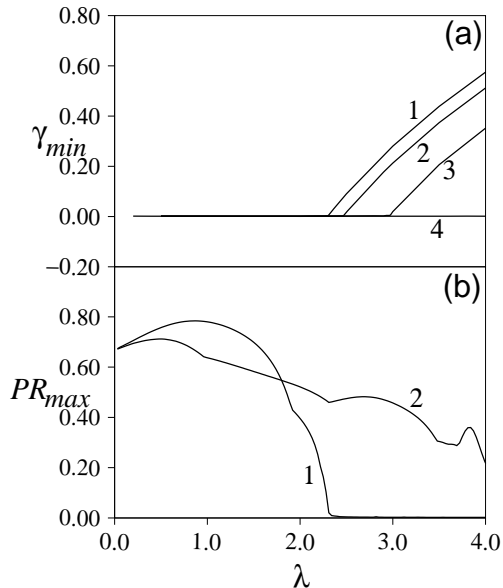


FIG. 3. The minimum Thouless exponent  $\gamma_{min}$  (a) and maximum participation ratio  $PR_{max}$  (b) as functions of  $\lambda$  for electrons in the FK chains with different parameter  $K$ . Curves 1, 2, 3 and 4 in (a) correspond to  $K = 0.4, 0.6, K_c$  and 1.6. Curves 1 and 2 in (b) correspond to  $K = 0.4$  and 1.6. The results of  $\gamma_{min}$  and  $PR_{max}$  are obtained for finite FK chains of length  $N = 4181$  and  $N = 1597$ , respectively.

To investigate quantum dynamical behaviors, the time evolution of a wavepacket in the system described by Eq. (1) is calculated numerically. The wavepacket is localized initially at the centre of the chain. The time evolution is described by a time-dependent Schrödinger equation

$$i \frac{d\psi_n}{dt} = \psi_{n+1} + \psi_{n-1} + \lambda \cos(x_n^0) \psi_n. \quad (7)$$

The variance of the wavepacket is

$$\sigma^2(t) = \sum_{n=1}^N (n - \bar{n})^2 |\psi_n(t)|^2. \quad (8)$$

It can be calculated numerically by integrating the Schrödinger Eq. (7) for a chain of length  $N$  with fixed boundaries  $\psi_0 = \psi_{N+1} = 0$ . In our calculations, the fourth-order Runge-Kutta method with time step  $\delta t = 0.01$  is used.

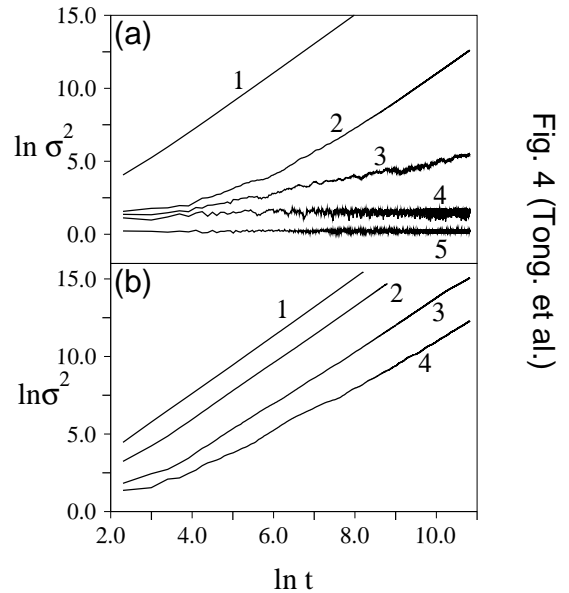


FIG. 4. The variance  $\sigma^2$  of a wavepacket for electrons in the FK chains with different values of  $K$ . (a),  $K = 0.4$ , curves 1, 2, 3, 4 and 5 correspond to  $\lambda = 1.0, 2.2, 2.3, 2.4$ , and 3.0, respectively, and  $\lambda_c \approx 2.3$ ; (b),  $K = 1.6$ , curves 1, 2, 3 and 4 correspond to  $\lambda = 1.0, 2.0, 3.0$  and 3.5, respectively. The chain length is  $N = 10946$ .

In Fig. 4, we plot  $\sigma^2(t)$  for several values of  $\lambda$ . Figs. 4a and 4b correspond to  $K = 0.4$  and 1.6, respectively. For  $K < K_c$ , the time evolution of electron is also similar to that of the Harper model, that is  $\sigma^2 \sim t^2$  and  $t^0$  for  $\lambda < \lambda_c$  ( $\lambda = 1.0, 2.2$ ) and  $\lambda > \lambda_c$  ( $\lambda = 2.4$ ), respectively. The unbounded diffusion in the regime of  $\lambda < \lambda_c$  is caused by the existence of extended and critical states as discussed above. However, at  $\lambda = \lambda_c$ , the system displays anomalous diffusion behaviors, and the dynamical exponent depends on  $K$ , and  $\Delta \approx 1/4$  for  $K = 0.4$  (see Fig. 4a). It will be of great interest to connect the exponent of anomalous diffusion with the multifractal dimension of critical eigenstates. For  $K > K_c$ , the time behaviors of

wavepacket are similar to that of quasiperiodic system i.e. the dynamical exponent  $\Delta$  depends on  $\lambda$ .

Now we turn to level statistics of the system and relationship with the dynamical exponent. Geisel *et al.* [20] observed that for bounded uncountable set of levels it is possible to count the number of energy gaps larger than  $s$  and to calculate the integrated level-spacing distribution (ILSD) defined by  $p_{int}(s) \equiv \int_s^\infty p(st)dst$ . The derivative of ILSD  $p(s) = -dp_{int}/ds$  gives probability distribution of level spacings. In Fig. 5a we show ILSD at  $\lambda = \lambda_c$  for  $K = 0.4$  and  $0.6$ . It can be seen that each distribution consists of two parts: exponentially decay part for small  $s$  and power-law decay part for large  $s$ . It is well known that the localization of eigenstates results in the Poisson distribution in energy level spacing statistics [21]. It is thus reasonable to attribute the exponential decay to the localized states, and the power-law decay to the critical states, as is the case in the Harper model and the quasiperiodic model. Fig. 5b shows ILSD for several values of  $\lambda$  with  $K = 1.6$ . Each distribution is very similar to that of the Harper model at  $\lambda_c$  and that of quasiperiodic models. Unfortunately, the power-law like behavior of ILSD is not very significant for large  $s$  due to limited bin sizes.

The exponent  $\beta$  for level-spacing distribution defined by  $p(s) \sim s^{-\beta}$  can be obtained by best fit power-law part of ILSD curves. We find that the relation

$$\Delta = 1 - \beta, \quad (9)$$

for the Harper model at  $\lambda_c$  is also true for our model in the regime of  $K < K_c$ , but not for the regime of  $K > K_c$ .

In summary, we have studied spectral and dynamical properties of an electron in incommensurate FK chains. The system shows rich phenomenon. For  $K < K_c$ , i.e., the ground state configuration corresponds to invariant circle, there exists a critical value  $\lambda_c$  above which all eigenstates are localized. Below  $\lambda_c$ , extended, critical and localized states coexist. The critical value  $\lambda_c$  and dynamical exponent  $\Delta$  at  $\lambda_c$  depend on  $K$ . The relation (9) holds for power-law part of ILSD. On the other hand, for the case of  $K > K_c$ , i.e., the ground state configuration corresponds to Cantorus, all electron eigenstates are critical and  $\Delta$  depends on  $\lambda$ .

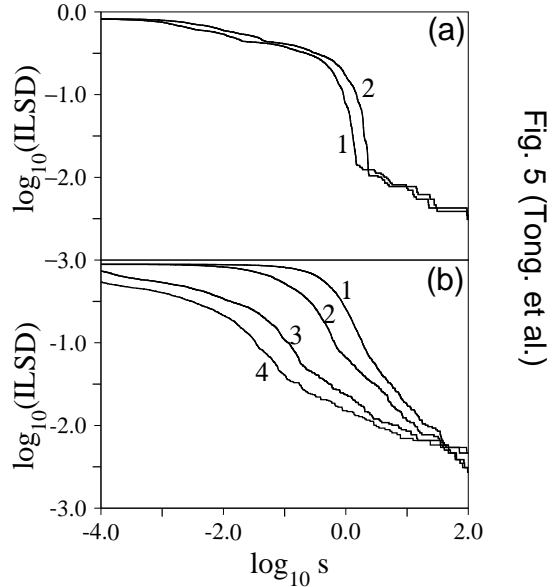


FIG. 5. Integrated level-spacing distribution  $p_{int}(s)$  for different values of  $K$ . (a), Curve 1 corresponds to  $K = 0.4$  and  $\lambda_c = 2.3$ . Curve 2 corresponds to  $K = 0.6$  and  $\lambda_c = 2.46$ ; (b),  $K = 1.6$ , curves 1, 2, 3 and 4 correspond to  $\lambda = 1.0, 2.0, 3.0$  and  $3.5$ , respectively. The chain length is  $N = 2584$ .

P.T. was supported in part by the National Nature Science Foundation of China under Grant No. 10175035. B.L. was supported in part by Academic Research Fund of National University of Singapore.

- 
- [1] T.A. Kontorova and Ya.I. Frenkel, Zh. Eksp. Teor. Fiz, **8**, 1340 (1938); V. L. Pokrovsky and A. L. Talapov, *Theory of Incommensurate Crystals*, Soviet Scientific Review Supp. Series Phys. vol. 1 (Harwood London, 1984).
  - [2] F. Nabarro, *Theory of Crystal Dislocations* (Clarendon Oxford, 1967).
  - [3] S.C. Ying, Phys. Rev. B **3**, 4160 (1971).
  - [4] L. Pietronero, W.R. Schneider, and S. Strässler, Phys. Rev. B, **24**, 2187 (1981), S. Aubry, in *Solitons and Condensed Matter Physics*, ed. by Bishop A.R. and Schneider T. (Springer, N. Y. 1978); S. Aubry, J. Phys. (Paris), **44**, 147 (1983).
  - [5] H.J. Schellnhuber and H. Urbschat, Phys. Rev. Lett. **54**, 588 (1985).
  - [6] L.M. Floría and J.J. Mazo, Adv. Phys. **45**, 505 (1996).
  - [7] S. Watanabe, *et al.* Physica D, **97**, 429 (1996).
  - [8] M.G. Rozman, M. Urbakh, and J. Klafter, Phys. Rev. Lett. **77**, 683 (1996); O. M. Braun *et al.*, *ibid.* **78**, 1295 (1997); V. Zaloj, M. Urbakh and J. Klafter, *ibid.* **81**, 1227 (1998); L. Consoli, H. J. F. Knops, and A. Fasolino, *ibid.*

- 85**, 302 (2000).
- [9] R. Besseling, R. Niggelbrügge and P.H. Kes, Phys. Rev. Lett. **82**, 3144 (1999).
  - [10] S.C. Erwin *et al*, Phys. Rev. Lett. **83**, 1818 (1999).
  - [11] O.M. Braun, and Y.S. Kivshar, Phys. Rep. **306**, 1 (1998).
  - [12] S. Aubry, Physica D **7**, 240 (1983); S. Aubry and P. Y. Le Daëron, Physica D **8**, 381 (1983); M. Peyrard and S. Aubry, J. Phys. C **16**, 1598 (1983).
  - [13] B. V. Chirikov, Phys. Rep. **52**, 263 (1979); J. M. Greene, J. Math. Phys. **20**, 1183 (1979); S. J. Shenker and L. P. Kadanoff, J. Stat. Phys. **27**, 631 (1982).
  - [14] B. Hu, B. Li, and W.-M Zhang, Phys. Rev. E **58**, R4068 (1998); B. Hu and B. Li, Europhys. Lett. **46**, 655 (1999); B. Hu and B. Li, Physica A **288**, 81 (2000); B. Hu, B. Li, and H. Zhao. Europhys. Lett. **53**, 342 (2001).
  - [15] E. Burkov, B.E.C. Koltenbach, and L. W. Bruch, Phys. Rev. B **53** 14179 (1996); J.A. Ketoja and I.I. Satija, Physica D **104**, 239 (1997); P. Tong, B. Li, and B. Hu, Phys. Rev. B **59** 8639 (1999); B. Hu, B. Li, and P. Tong, Phys. Rev. B **61**, 9414 (2000).
  - [16] B. Hu, B. Li, and H. Zhao, Phys. Rev. E **57**, 2992 (1998); A. Fillipov, B. Hu, B. Li, and A. Zeltser, J. Phys. A **31**, 7719 (1998); B. Hu, B. Li, and H. Zhao, Phys. Rev. E **61**, 3828 (2000), B. Li, H. Zhao, and B. Hu, Phys. Rev. Lett. **86**, 63 (2001); B. Li, H. Zhao, and B. Hu, Phys. Rev. Lett. **87**, 069402 (2001).
  - [17] J.B. Sokoloff, Phys. Rep. **126**, 189 (1985).
  - [18] R. Artuso *et al*. Int. J. Mod. Phys. B **8**, 207 (1994); H. Hiramoto and M. Kohmoto *ibid.* **8**, 281 (1996).
  - [19] M. Kohmoto, L. P. Kadanoff, and C. Tang, Phys. Rev. Lett. **50**, 1870 (1983); S. Ostlund *et al. ibid.* **50**, 1873 (1983).
  - [20] T. Geisel, R. Ketzmerick, and G. Petschel, Phys. Rev. Lett. **66**, 1651 (1991).
  - [21] K. Machida and M. Fujita, Phys. Rev. B **34**, 7367 (1986).