

The antiferromagnetic order in an F-AF random alternating quantum spin chain : (CH₃)₂CHNH₃Cu(Cl_x Br_{1-x})₃

Tota Nakamura

Department of Applied Physics, Tohoku University, Aoba, Sendai, 980-8579, Japan
(December 2, 2024)

The possibility of the uniform antiferromagnetic order is pointed out in an $S = 1/2$ ferromagnetic (F) - antiferromagnetic (AF) random alternating Heisenberg quantum spin chain compound: (CH₃)₂CHNH₃Cu(Cl_x Br_{1-x})₃. The system possesses the bond alternation of strong random F or AF bonds that take $\pm 2J$ and weak uniform AF bonds of $-J$. In the pure concentration limits, the model reduces to the AF-AF alternation chain at $x = 0$ and to the F-AF alternation chain at $x = 1$. The nonequilibrium relaxation of the large-scaled quantum Monte Carlo simulations exhibits critical behaviors of the uniform AF order in the intermediate concentration region, which explains the experimental observation of the magnetic phase transition. The present results suggest the uniform AF order may survive even in the presence of the randomly located ferromagnetic bonds.

75.10.Jm, 75.10.Nr, 75.40.Mg

Randomness breaks the order to the disorder but sometimes it brings the disorder to the order. The phenomena are referred to as the *order by disorder*. In the studies of the low-dimensional quantum spin systems, the appearance of the magnetic order due to the impurity doping to the spin-disordered system has been attracted wide interests experimentally¹⁻³ and theoretically.⁴⁻⁷ The systems commonly possess a good one-dimensionality and there is a finite energy gap above the nonmagnetic ground state. The origin of the energy gap is mostly the singlet dimer state, and the impurity may destroy the dimers and create magnons which cause the antiferromagnetic (AF) order. When the magnetic interactions are all antiferromagnetic, the appearance of the uniform AF order can be recognized rather easily.

Recently, another example of the order by disorder phenomena was found by Manaka et al.⁸ They mixed two spin-gapped compounds with an almost same structure but different origins of the gap. The one compound is (CH₃)₂CHNH₃CuCl₃ (abbreviated as IPACuCl₃), which realizes the F-AF bond alternation Heisenberg chain with $J_{\text{strong}} \sim 54\text{K}$ (F) and $J_{\text{weak}} \sim -23\text{K}$ (AF).⁹ Because of the strong F bonds, the ground state of this compound is considered as the Haldane state. The other one is (CH₃)₂CHNH₃CuBr₃ (IPACuBr₃), which is the AF-AF bond alternation Heisenberg chain with $J_{\text{strong}} \sim -61\text{K}$ (AF) and $J_{\text{weak}} \sim -33\text{K}$ (AF).¹⁰ The ground state is the singlet-dimer state. By a subtle difference of the bridging angle of Cu-Cl-Cu and Cu-Br-Cu, the sign of the exchange interaction changes, and thus it brings the different origin of the excitation gap. In the intermediate concentration region of $0.44 < x < 0.87$ in IPACu(Cl_x Br_{1-x})₃, there observed a magnetic phase transition by both the susceptibility measurements and the specific heat measurements. Dependences of the susceptibility on the direction of the external field suggest that the order is the antiferromagnetism, however, the magnetic structure is not experimentally clarified yet.

In the mixed compound, a kind of the random-bond quantum spin chain is realized. The randomness is considered to destroy the energy gap and a magnetic order appears in the gapless region with an assist of the very weak but finite interchain interactions. From a common sense of the quantum random spin chain,¹¹⁻¹⁷ however, the uniform order is considered to be totally destroyed when the F bonds are randomly located. Actually, these F bonds and the AF interchain interactions cause randomly-located frustration. Besides these adverse circumstances, we report in this Letter that the uniform AF order may become critical in the intermediate concentration region of the one-dimensional model. Particularly, the uniform AF magnetization at the fully random point decays algebraically with an exponent that is almost same as the gapless $S = 1/2$ uniform antiferromagnetic Heisenberg (UAFH) chain. This evidence suggests that the uniform AF order sufficiently appears if the interchain interactions exist. We have also estimated the bounds of the gapless phase, which agrees with the experimental observation of the magnetic phase. Singular randomness on the strong bonds, $\pm 2J$, and the alternate uniform bonds are clarified to cause a power-law effective bond distribution, which is the origin of the critical behavior of the AF order.

We consider the following $S = 1/2$ random alternating quantum Heisenberg chain,

$$\mathcal{H} = - \sum_i^N J_{2i-1} \mathbf{S}_{2i-1} \cdot \mathbf{S}_{2i} + J_{2i} \mathbf{S}_{2i} \cdot \mathbf{S}_{2i+1}, \quad (1)$$

where $\{J_{2i}\}$ randomly take values of $\pm 2J$, and $J_{2i-1} = -J$, i.e., a uniform AF value. The number of the dimer pairs are N . The difference of the J_{weak} for the IPACuCl₃(-23K) and the IPACuBr₃(-33K) is neglected. From the crystal structure analyses of the base pure compounds, there are two Cl atoms or two Br atoms bridging between the magnetic Cu ions along the strong bonds.^{9,10} In the mixed compound, there are three types of the

bridging atom configurations: Cl-Cl with probability x^2 , Br-Br with $(1-x)^2$, and Cl-Br with $2x(1-x)$. In either case, the sign may change by the bridging angle but the exchange paths are enough to guarantee strong interactions. Therefore, the magnitude of the strong bonds is set twice the weak ones. We consider that the Cl-Br configuration gives the AF interactions by the following reason. The dimer phase remains until $x = 0.44$ in the experiment. If the Cl-Br configuration gives the F interaction, the dimer phase is to survive until the F bond concentration reaches 70% and the Haldane phase appears at 98% concentration. This assumption totally contradicts with our common sense that the Haldane phase is rather robust against the randomness compared with the singlet dimer phase. Therefore, the Cl-Br and the Br-Br atom configurations are set to $-2J$ AF interactions, and only a Cl-Cl configuration gives the F interaction. Let an F bond concentration in the random part denoted by p . Then, we have $p = x^2$.

A very similar model was investigated by Hyman and Yang,¹⁴ where the alternate even bonds are randomly AF and the other bonds are randomly F or AF. In their model, the random singlet phase appears, where the spin correlation decay algebraically as r^{-2} . However, our numerical results presented below show that the exponent is dependent on the bond concentration p , and at the fully random point, the AF magnetization behaves qualitatively same as the gapless $S = 1/2$ UAFH chain. Thus, a subtle difference in the bond distributions makes quite different results. In the real materials, the random bond distribution of the present model can be realized by the intercalation in the spin-gapped compounds, and the present model may account for the various impurity-induced magnetic-order phenomena.

We use the quantum Monte Carlo method with the nonequilibrium relaxation method.^{18–20} Since the nonequilibrium relaxation method essentially handles the size-independent relaxation regime, the obtained results can be considered as those of the infinite Trotter number and the infinite system size. Actually, the nonequilibrium relaxation functions of different values of the ratio β/m (β : the inverse temperature, m : the Trotter number) ride on the same curve if we rescale the Monte Carlo time step by the correlation time $\tau(m)$ dependent on the Trotter number. The m -dependence only appears as the finite-size effect. In this Letter, we show the data of β/m fixed to $1/2$. The simulations are started with spin configurations of either the quantum ground states of the pure system (the dimer state or the Haldane state) or the classical uniform AF state. When we start with the quantum states, the nonequilibrium relaxation of the uniform AF susceptibility is observed and checked whether it diverges algebraically or converges to a finite value. If it shows the converging behavior, the system is considered as in the disorder state or the gapful state. Contrary, if it shows an algebraic divergence, the AF order is critical and the system is in the gapless phase. When started from the classical AF state, the uniform

AF magnetization is observed and checked whether it decays exponentially or algebraically. The typical size of the system is $N = 161(322 \text{ spins})$, $m = 1000$ at $\beta J = 500$ and the numbers of the random bond configurations are more than 5000 in the simulations from the quantum states; $N = 1601$, $m = 400$, $\beta J = 200$ with several hundreds configurations in the simulations from the classical state. These size of the simulations determine the resolution limit of the obtained physical quantity. The resolution of the susceptibility is an order of $1/T$, which corresponds to the AF magnetization per spin $\langle M_{AF} \rangle \sim 1/\sqrt{mN} \sim 3 \times 10^{-3}$. The resolution of the AF magnetization when started from the classical state is order of $1/\sqrt{mN} \times (\text{number of samples}) \leq 10^{-4}$. Both simulations become consistent within the resolution of $\langle M_{AF} \rangle > 10^{-3}$. It is difficult to estimate the resolution of the experiment of observing the magnetic phase transition, but if the resolution is of the order of $\langle M_{AF} \rangle \sim 10^{-3}$, the numerical results presented below quantitatively explains the experiment.

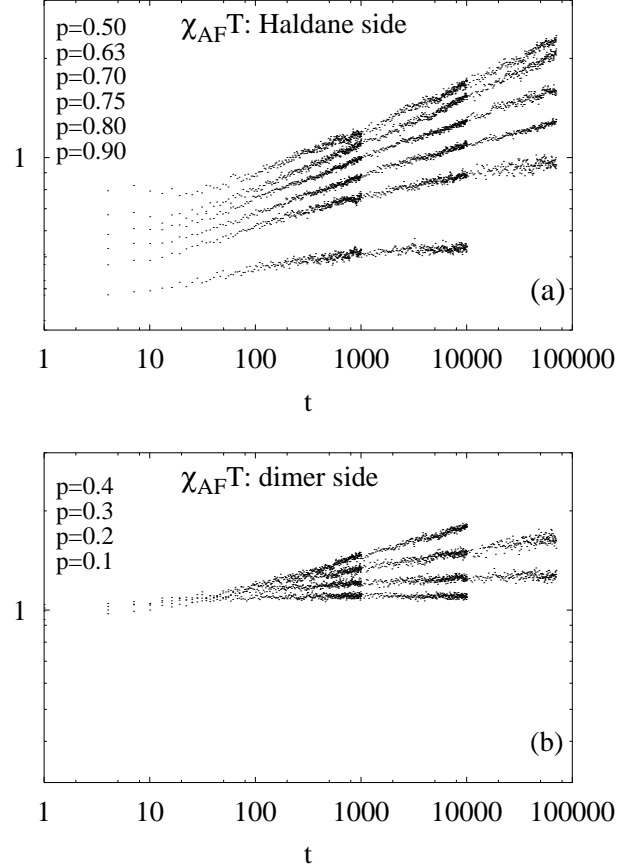


FIG. 1. Nonequilibrium relaxation of $\chi_{AF}T$. The F bond concentrations, p , are denoted from top to bottom. The behavior changes from converging to diverging at $p \sim 0.75$ ($x \sim 0.87$) in the Haldane side and at $p \sim 0.2$ ($x \sim 0.44$) in the dimer side.

Figure 1 shows the nonequilibrium relaxation functions of the uniform AF susceptibility multiplied by the temperature when the simulations are started from the Haldane state (a) and from the dimer state (b). In this simulation, the dependences on the real-space size, the Trotter number, and the inverse temperature are checked and they can be considered as the infinity in this nonequilibrium relaxation time scale. After the initial relaxation of 50 steps, the susceptibility begins to diverge algebraically in the intermediate region of $0.2 < p < 0.75$, which corresponds to $0.44 < x < 0.87$ by $p = x^2$. This means that the uniform AF order is critical in the one-dimensional level, and may become the order if there exist finite interchain interactions. The phase boundary coincides quantitatively with the experimental observation of the magnetic phase, and thus the order is speculated to be the uniform AF order. Of course, there may be a possibility of other magnetic structure we do not mention here, for example, the $\uparrow\uparrow\downarrow\downarrow$ state in the Haldane side or the generalized staggered state.

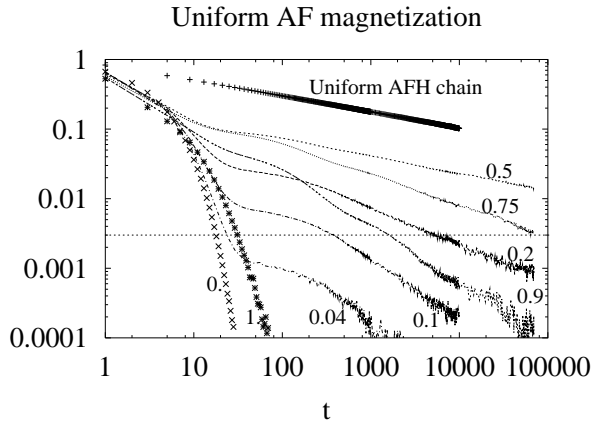


FIG. 2. Nonequilibrium relaxation of the uniform AF magnetization. The F bond concentration is denoted by the number aside each data line. At $p = 0.5$, the algebraic decay is almost same with the $S = 1/2$ UAFH chain. The resolution limit of the susceptibility simulation is depicted by the horizontal dotted line at 3×10^{-3} .

The criticality of the uniform AF state can be checked by starting the simulation from the classical AF-ordered state and observing the uniform AF magnetization. Figure 2 shows the nonequilibrium relaxation. For comparisons, we plot the relaxation function of the pure base system at $p = 0$ (dimer chain) and $p = 1$ (Haldane chain), and also that of the gapless $S = 1/2$ UAFH chain. In the intermediate region, the relaxation function exhibits the critical algebraic decay after an initial relaxation which rides on the relaxation of the pure gapful system. Note that the length of the initial relaxation, $t < 50$, agrees with that of the susceptibility simulations in Fig. 1. The numerical value of the AF magnetization at which the relaxation begins the critical behavior is roughly consid-

ered as the magnitude of the order. At $p = 0.1$, an algebraic decay begins below the susceptibility resolution limit, 3×10^{-3} , therefore, the critical behavior was not detected by the susceptibility simulation. Within the present accuracy of the AF-magnetization simulation, the phase boundary in the dimer side may reside between $p = 0.04$ and $p = 0.1$: at $x = 0.2 \sim 0.3$, which is lower than the experimental observation at $x = 0.44$. When the resolution of the experimental probe is developed much sharper, the magnetic phase may be observed in wider region. For $p > 0.75$, the relaxation shows a multi-exponential type decay, suggesting a discrete distribution of the energy gap. However, as the randomness increase, the relaxation looks an algebraic decay. At the fully random point $p = 0.5$, the magnetization takes a maximum value and the slope of the relaxation is almost the same as that of the $S = 1/2$ UAFH spin chain but the amplitude is reduced to $1/4$. This behavior guarantees the observation of a weak antiferromagnetic phase transition assisted by the interchain interactions.

The algebraic decay in the intermediate region can be explained by the power-law distribution of the energy gap similar to the random singlet phase.¹² In the Haldane side ($p > 0.5$), we may consider the strong AF bonds as the impurity and they may be replaced by effective weak bonds just as the real-space renormalization procedure.¹¹ As long as the successive perturbation is good, the strength of the effective bond replacing n aligned strong AF bonds are $\exp[-\lambda n]J$ with $\lambda = \log 4$. The probability of the realization is $(1 - p)^n$. Then, the distribution of the effective bonds is

$$P(J) \sim \frac{1}{\lambda} J^{-1+\frac{1}{\lambda} \log \frac{1}{1-p}} \propto \alpha J^{-1+\alpha}, \quad (2)$$

with $\alpha = (1/\lambda) \log(1/(1 - p))$. Because the VBS picture is valid in this region, the VBS singlets are located on the weak AF bonds between the strong F bonds. This bond distribution is directly interpreted by the gap distribution $P(\Delta)$, and it is equivalent to the distribution in the random singlet phase: $P(\Delta) = \alpha \Omega^{-\alpha} \Delta^{\alpha-1}$ with the characteristic energy scale Ω .¹² Since each energy gap contributes to the exponential decay of the AF magnetization as $\exp[-\Delta^z t]$ with the dynamic exponent z , the collection of these exponential decay by the gap distribution $P(\Delta)$ becomes the power-law decay as

$$\int \exp[-\Delta^z t] P(\Delta) d\Delta = \Gamma(\alpha/z + 1) (t/\tau)^{-\alpha/z}, \quad (3)$$

with the characteristic time scale $\tau \sim \Omega^{-z}$. Therefore, the AF magnetization is expected to decay algebraically with the exponent $\alpha/z = (1/z\alpha) \log(1/(1 - p))$, which is dependent on the concentration p . The slope of the algebraic decay in Fig. 2 quantitatively agrees with this expression if we suppose $z = 2.2$ for $p > 0.6$, and $z = 2.0$ for $0.5 \leq p < 0.6$. In the dimer side ($p < 0.5$), the interpretation is not straight forward. It is not good to deplete the strong AF bonds which are the majority. Depletion

of the strong F bonds (the Haldane cluster) is possible and they may be replaced by weak effective bonds of the amplitude $\exp[-\lambda'n]$.²¹ Then, we can obtain the same critical behavior, however, the estimated values of the exponent do not coincide with the numerical results of Fig. 2, though it was successful in the Haldane side. For the quantitative agreements, we need some other interpretations.

Speculations as for the phase boundary are possible. It is pointed out by Hida¹⁷ that the Haldane phase is stable as long as the gap distribution is not singular at $\Delta = 0$. In the present model, it corresponds to $p = 0.75$ by $\alpha = 1$. This value is consistent with our numerical results of both Fig. 1 and Fig. 2. It is also commented that the random singlet phase begins at $\alpha \sim 0.67$ for the algebraic bond distribution $P(J) \sim \alpha J^{-1+\alpha}$ by Yang and Hyman.²² This point corresponds to $p \sim 0.6$, and actually, the dynamic exponent z seems to change the value at this point from $z = 2.2$ to $z = 2$. In the neighborhood of the fully random point, $0.4 < p < 0.6$, the exponent is less dependent on p suggesting the universal phase. However, this phase may not be the random singlet phase because the critical behavior same as the UAFH chain suggests that the spin correlation decays as r^{-1} not r^{-2} as in the random singlet phase. Therefore, we speculate the phase boundary as shown in Fig. 3 that the Haldane phase resides for $0.75 < p$, the dimer phase for $p < 0.04$, the gapless phase continues for $0.04 < p < 0.75$, and in the midst of the gapless phase there might be a random-singlet-like phase for $0.4 < p < 0.6$ where the exponent is independent of p . The uniform AF order becomes critical in the gapless phase and is observed in the experiment. This phenomenon is quite interesting that the uniform AF order survive besides the randomly located ferromagnetic bonds, which may make us reconsider the role of the ferromagnetic bonds in the quantum system.




FIG. 3. A rough speculation of a phase diagram.

In this Letter, the magnetic ordered phase observed in the experiment of $\text{IPACu}(\text{Cl}_x\text{Br}_{1-x})_3$ is explained and the magnetic structure is speculated to be the uniform AF order. The phase boundaries estimated in the simulation quantitatively agree with the experiment. Behaviors of the relaxation functions in Fig. 2 suggest the following scenario for the appearance of the AF order. Short-ranged AF correlations are destroyed first by local singlet-dimer states or local Haldane states, which appears as the initial relaxation of the exponential decay. Beyond these local singlet dimers, there exists a very weak but finite effective interaction which has the

power-law distribution. This is considered to be the origin of the criticality of the uniform AF order, and with a help of the interchain interaction the magnetic phase is observed in the experiment. The present mechanism may explain, and thus serve as a new interpretation for, general impurity-induced long-range order phenomena.

The author would like to thank Dr. H. Manaka and Prof. K. Hida for fruitful discussions and comments. Use of the random number generator RNDTIK programmed by Prof. N. Ito and Prof. Y. Kanada is gratefully acknowledged.

- ¹ M. Hase, I. Terasaki, Y. Sasago, K. Uchinokura, and H. Obara, Phys. Rev. Lett. **71**, 4059 (1993).
- ² M. Azuma, Y. Fujishiro, M. Takano, M. Nohara, and H. Takagi, Phys. Rev. B **55**, R8658 (1997).
- ³ N. Fujiwara, H. Yasuoka, Y. Fujishiro, M. Azuma, and M. Takano, Phys. Rev. Lett. **80**, 604 (1998).
- ⁴ M. Laukamp, G. B. Martins, C. Gazza, A. L. Malvezzi, E. Dagotto, P. M. Hansen, A. C. López, and J. Riera, Phys. Rev. B **57**, 10 755 (1998).
- ⁵ E. Sørensen, I. Affleck, D. Augier, and D. Poilblanc, Phys. Rev. B **58**, R14701 (1998).
- ⁶ T. Nakamura, Phys. Rev. B **59**, R6589 (1999).
- ⁷ A. Dobry, P. Hansen, J. Riera, D. Augier, and D. Poilblanc, Phys. Rev. B **60**, 4065 (1999).
- ⁸ H. Manaka, I. Yamada, and H. Aruga Katori, Phys. Rev. B **63**, 104408 (2001).
- ⁹ H. Manaka, I. Yamada, and K. Yamaguchi, J. Phys. Soc. Jpn. **66**, 564 (1997); H. Manaka, I. Yamada, Z. Honda, H. Aruga Katori, and K. Katsumata, *ibid.* **67**, 3913 (1998).
- ¹⁰ H. Manaka and I. Yamada, J. Phys. Soc. Jpn. **66**, 1908 (1997).
- ¹¹ S. K. Ma, C. Dasgupta, and C-K. Hu, Phys. Rev. Lett. **43**, 1434 (1979); C. Dasgupta and S. K. Ma, Phys. Rev. B **22**, 1305 (1980).
- ¹² D. S. Fisher, Phys. Rev. B **50**, 3799 (1994).
- ¹³ R. A. Hyman, K. Yang, R. N. Bhatt, and S. M. Girvin, Phys. Rev. Lett. **76** 839 (1996).
- ¹⁴ R. A. Hyman and K. Yang, Phys. Rev. Lett. **78** 1783 (1997).
- ¹⁵ K. Hida, J. Phys. Soc. Jpn. **66** 330 (1997).
- ¹⁶ T. Hikiyara, A. Furusaki, and M. Sigrist, Phys. Rev. B **60** 12 116 (1999).
- ¹⁷ K. Hida, Phys. Rev. Lett. **83** 3297 (1999).
- ¹⁸ N. Ito, Physica A **196**, 591 (1993); N. Ito, and Y. Ozeki, Intern. J. Mod. Phys. **10**, 1495 (1999) and references therein.
- ¹⁹ Y. Nonomura, J. Phys. Soc. Jpn. **67**, 5 (1998); J. Phys. A: Math. Gen. **31**, 7939 (1998).
- ²⁰ T. Shirahata and T. Nakamura, Phys. Rev. B **65** 024402 (2002).
- ²¹ M. Hagiwara, K. Katsumata, I. Affleck, B. I. Halperin, and J. P. Renard, Phys. Rev. Lett. **65** 3181 (1990).
- ²² K. Yang and R. A. Hyman, Phys. Rev. Lett. **84** 2044 (2000).