

# Pair condensation and inter-layer coupling in cuprates: pairing on a superlattice

P. Süle

Research Institute for Technical Physics and Material Science,  
Konkoly Thege u. 29-33, Budapest, Hungary,  
sule@mfa.kfki.hu

(December 2, 2024)

We analyze the superconducting state using a charged ordered bilayer superlattice model in which pairing is supported by inter-layer Coulomb energy gain (potential energy driven superconductivity). The superlattice nature of high- $T_c$  superconductivity is experimentally suggested by the smallness of the "coherent length"  $\xi \approx 12 - 15\text{\AA}$  which is comparable with a width of a  $5\times 5$  square supercell lattice layer. The hole-content goes through a temperature induced  $2D \Leftrightarrow 3D$  phase transition. Pair condensation leads to the sharp decrease of the normal state  $c$ -axis anisotropy of the hole content and reduces inter-layer dielectric screening. The decrease of the  $c$ -axis dielectric screening can be the primary source of the condensation energy. The pair condensation induced energy gain is calculated for a  $5\times 5$  model lattice system. A pair of charge carriers is distributed in a square superlattice layer in such way to minimize the electrostatic self repulsion of the charge condensate. We find that a net gain in the electrostatic energy occurs along the  $c$ -axis, which is proportional to the thermal motion:  $E_c^{3D} \approx k_b T_c$  and is due to inter-layer charge complementarity (mirror symmetry of the boson condensate). The bilayer model naturally leads to the effective mass of  $m^* \approx 4$  found by experiment. We find correlation between  $T_c$  and the inter-layer distance  $d$  and  $\epsilon_c$ . Multilayer, doping and pressure effects are also discussed within this model.

## I. INTRODUCTION

It is more or less generally accepted now that the conventional electron-phonon pairing mechanism cannot explain cuprate superconductivity, because as high transition temperature as  $164K$  cannot be explained by the energy scale of lattice vibrations without leading to lattice instability [1]. The basic question to be answered in the future is that whether high temperature superconductivity (HTSC) is a nearly 2D phenomenon or should be described by a 3D theory. Well known experimental fact is that the zero resistance occurs along the  $ab$  plane and the  $c$ -axis at the same critical temperature [2] suggesting that there must be inter-layer (IL) coupling involved in the mechanism which drives the system into HTSC. Another experiment, such as the intercalation on Bi2212 [3], however leads to the contrary conclusion. Intercalation of I or organic molecules, which expands the unit cell significantly along the  $c$ -axis, does not change  $T_c$ . This finding is against IL coupling and supports low-dimensional theories. The large anisotropy of the resistivity is again not in favour of 3D theories of HTSC [2]. Moreover, Basov *et al.* reported optical results and detected a small lowering of kinetic energy in the IL transport of cuprates [4]. This finding again indicates the importance of IL coupling in high temperature superconductors. There are couple of other findings against and parallel to 3D nature of HTSC [5–7]. Most notably the systematic dependence of the transition temperature  $T_c$  on the  $c$ -axis structure and, in particular, on the number of  $CuO_2$  planes in multilayer blocks also strongly suggests the 3D character of HTSC. It is therefore, a fundamental question whether at least a weak IL coupling is needed for driving the system to a SC state or a single  $CuO_2$  layer is sufficient for super-

conductivity [8].

There has been considerable effort spent in understanding HTSC within the context of IL coupling mechanism in the last decades in which  $c$ -axis energy is available as a pairing mechanism [9–12]. In other approaches the importance of IL hopping is emphasized *vs.* the direct IL Coulomb interaction of charged sheets [5,8]. There is another theory providing explanation for HTSC using the general framework of BCS combined with IL coupling [13]. The so-called IL tunnelling (ILT) theory [5,8], however, is no longer considered a viable mechanism for SC in cuprates since ILT could provide no more than 1% of the condensation energy in certain cuprates [1,6,14].

Recently, optical data have been reported for Bi2212 [15], which supports the quantitative predictions of Hirsch [16], in which the carriers lower their kinetic energy upon pair formation (kinetic-energy-driven superconductors) and hence this is the largest contribution to the condensation energy. Anyway, the role of direct IL Coulomb interaction is still not ruled out as a possible explanation for HTSC, especially if we take into account that no widely accepted theory is available until now which accounts for the 3D nature of HTSC [5,6].

In this paper we propose a simple phenomenological model for explaining the 3D character of HTSC in cuprates supported by calculations. We would like to study the magnitude of direct Coulomb interaction between charged ordered square superlattice layers as a possible source of pairing interaction. Our intention is to understand HTSC within the context of an IL Coulomb-mediated mechanism. Of particular relevance to our investigation are the doping, multilayer, and pressure dependence of  $T_c$  in terms of a charged ordered *superlattice nature* of pair condensation, which is often neglected

in the past. Although, the size of the superlattice can directly be related to the coherence length of cuprates, which is proportional to the size of the pair condensate. The IL charging energy we wish to calculate would then depends on the IL spacing ( $d$ ), the IL dielectric constant  $\epsilon_c$ , the hole content  $n_h$  and the size of the superlattice.

It is commonly accepted that charge carriers are mainly confined to the 2D  $\text{CuO}_2$  layers and their concentration is strongly influenced by the doping agent via hole doping (both by chemical and field effect doping [17]). Holes (no charge and spin at a lattice site) in the 2D  $\text{CuO}_2$  layers are the key superconducting elements in high temperature superconductivity (HTSC). A characteristic feature of many high temperature superconductors (HTSCs) is the optimal hole content value of  $n_h \approx 0.16e$  per  $\text{CuO}_2$  layer at optimal doping in the normal state (NS) [18]. *Our central hypothesis is that the hole content goes through  $2D \leftrightarrow 3D$  quantum phase transitions as a function of the temperature.* Optical data reveals this phenomenon: the  $c$ -axis reflectance is nearly insulating in the NS but below  $T_c$  is dominated by the Josephson-like plasma edge [4]. First principles calculations also indicate that above  $T_c$  the hole charge  $n_h$  is charge transferred to the doping site ( $2D \rightarrow 3D$  transition) [19,20]. Furthermore, we expect that below  $T_c$   $n_h$  is condensed to the sheets forming holon (partial charge at a lattice site with spin=1) regions ( $3D \rightarrow 2D$  transition). Therefore, in the normal state hole doping is the dominant charge transfer mechanism while in the superconducting (SC) state the opposite is true:  $n_h$  is transferred back to the  $\text{CuO}_2$  planes (charging of the sheets). The latter mechanism can be seen by the measurement of transport properties as a function of temperature [2,22–24] if we assume that the increase in the density of free carriers below  $T_c$  is due to pair condensation. The strong temperature dependence of the  $c$ -axis dielectric constant  $\epsilon_c$  and the out-of-plane resistivity seen in many cuprates and in other perovskite materials also raises the possibility of a temperature induced  $2D \leftrightarrow 3D$  condensation mechanism comes into play in such layered materials [2,25]. Therefore, the pair condensation can be described by an anisotropic 3D condensation mechanism, and by a doping and temperature induced 2D-3D dimensional crossover [7].

In any naive model of electron pairing in cuprates the Coulomb repulsion is troublesome. When the pairs of charged carriers are confined to the 2D sheets, naturally the net self repulsion of the pair condensate occurs. Although short-range Coulomb screening in the dielectric crystal can reduce the magnitude of the repulsion but it is far not enough to cancel Coulomb repulsion [26]. One can assume capacitive effect between the  $\text{CuO}_2$  planes: The charged boson condensate in one plane is stabilized by a deficiency of that charge on another plane [26,27]. The various forms of the capacitor model are associated with the 3D character of HTSC, considering the inter-layer charge reservoir as a dielectric medium [26,27]. The inter-layer charging energy might not be enough to sta-

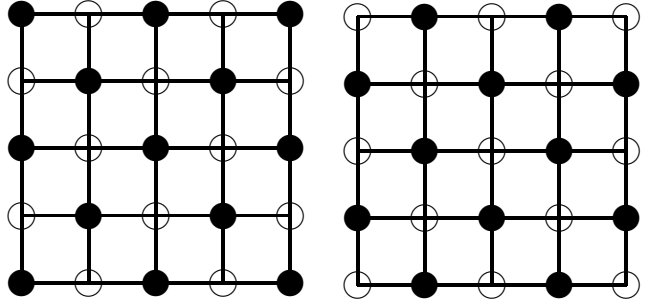


FIG. 1. Complementer alternating charge pattern of the hole-holon condensate. Opened and filled circles denote the holes and holons, respectively in the 5X5 square lattice layer model. Each circles represent a  $\text{CuO}_2$  unit cell.

bilize the self-repulsion of the holes in one plane and the self-repulsion of the charge condensate on another plane in the capacitor model. Also, the superconducting properties of the hole-rich and nearly hole-free sheets would be different which is not verified by experimental techniques.

Our intention is to combine the 2D and 3D nature of HTSC and keeping the uniformity of the charged sheets within a non-BCS theory. Therefore, we propose a phenomenological model in which the charge distribution of the planes is polarized in such a way that holes and holons (electron-hole pair) are phase separated within each of the sheets leading to a charge ordered state. We also study the magnitude of IL coupling (direct IL Coulomb interaction) between 2D charge ordered superlattices.

*Charging of the sheets:* The  $\text{CuO}_2$  layers carry negative charge obtained from the charge reservoir even in the insulating stoichiometric materials, e.g. in the infinite layer compound  $\text{CaCuO}_2$  each layer is charged by  $2e$  charge donated by the  $\text{Ca}$  atoms. In  $(\text{CuO}_2)^{2-}(\text{Cu}^{2+}\text{O}_2^{4-})$  then the electron configuration of  $\text{Cu}$  and  $\text{O}$  is  $3d^{10}4s^1$  and  $2p_z^2$ . Unit  $(\text{CuO}_2)^{2-}$  is typical of any undoped (stoichiometric) cuprates and *ab initio* calculations provide approximately the charge state  $\text{Cu}^{1.5+}\text{O}_2^{3.5-}$  [2,21] which is due to charge redistribution between  $\text{Cu}$  and  $\text{O}$ . The  $(\text{CuO}_2)^{2-}$  plane itself is antiferromagnetic and insulating, e.g. there are no holes in the "overcharged" layers. Upon e.g. Oxygen doping, however, the doping charge  $n_h$  is transferred along the  $c$ -axis to the doping site, since the doping atom tries to build up a rare gas electron structure ( $\text{O}^{2-}$ ) [19,20].

Our basic assumption is that in the SC state every second holes with the charge of  $+n_h$  are filled up by the doping charge  $n_h$  due to the *condensation* of  $n_h$  to the sheets. In other words, the electrostatic field of the doping site *confines*  $n_h$  to the *holon* regions of the sheet below  $T_c$ . Briefly, in cuprates the  $c$ -axis anisotropy of the hole content is strongly temperature dependent. For sake of simplicity we use the notations  $\text{CuO}_2^{0.16-}$  (holons) and

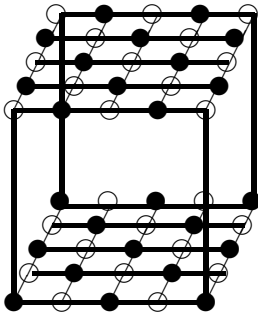


FIG. 2. Complementary alternating charge pattern of the hole-holon condensate in the bilayer 5X5 superlattice model. Note the charge mirror symmetry between the adjacent layers.

$\text{CuO}_2^{0.16+}$  (holes) when  $n_h = 0.16$ . The phase separation of the holes and holons is stabilized by the hole-holon interactions. In this way the self-repulsion problem of the pair-condensate can be lifted or at least can be softened. Basically the phase separation of holes and holons in the planes is the manifestation of strong Coulomb correlation in the SC state.

## II. THE SUPERLATTICE MODEL

We propose to examine the following superlattice model of pair condensation: A pair of charge carriers ( $2e$ ) is distributed over  $12.5 = 2/0.16$   $\text{CuO}_2$  unit cells in a square lattice layer if the  $2e$  pair is composed of the hole charge  $n_h$ . However, assuming the phase separation of hole-holon pairs, every second unit cell is occupied by  $0.16e$  (holons), and the rest is empty (holes), therefore we have 25 unit cells for a condensed pair of charge carriers (Fig. 1., that is the unit lattice of the pair condensate in the 5X5 supercell model). Remarkable feature is that the size of the 5X5 condensate (four lattice spacings,  $4a \approx 15.5\text{\AA}$ ) is comparable with the measured small coherence length  $\xi$  of cuprates ( $\xi \sim 12\text{\AA}$  to  $15\text{\AA}$ ) [2,28]. The 5X5 model can be applied not only for  $n_h = 0.16e$  but also for the entire doping regime. Our expectation is that the charge ordered state of the 5X5 model given in Fig. 1 can be a useful model state for describing the SC state. The hopping of holons in such a charge ordered lattice layer might lead to SC without considering any lattice vibration effects. Due to the charge redistribution mentioned above net repulsion occurs between the portions of the  $2e$  charge within different sites in the SC state (intra  $\text{CuO}_2$  repulsion), and attraction occurs between the adjacent  $\text{CuO}_2$  units with opposite charges (inter  $0.16 - \dots 0.16+$  interaction). Also, charging energy gain occurs out-of-plane due to inter-layer attraction ( $E_{el}^c$ ). Holes and holons are placed in such a way in adjacent layers to maximize  $E_{el}^c$ . Therefore, holes in one of the layers are always covered by holons in the other layer and *vice versa* (Fig. 2, inter-layer electrostatic com-

plementarity, bilayer 5X5 model). Important feature is then that the boson condensate can be described by an inter-layer charge mirror symmetry. The IL coupling of boson-boson pairs in the bilayer 5X5 model naturally suggests the effective mass of charge carriers  $m^* \approx 4$ , as it was found by measurements [29,30].

The following charging model systems can be considered:

(1) *purely hole-doped model*: In each sheet each  $\text{CuO}_2$  units possesses  $n_h = +0.16e$  charge. The hole charge  $n_h$  is charge transferred to the charge reservoir (doping site). In this model one can naively expect that the self-repulsion of a hole rich sheet can be quite large. In order to reduce the hole-hole self-repulsion of the sheets, a hopping of  $\sim n_h$  between the adjacent hole sites would result in the reduction of the repulsion. As it is well known, the hopping of certain amount of charge ( $\sim n_h$ ) between the holes leads to metallic conductance which is typical of hole-doped cuprates. Strong Coulomb forces also arise between the negatively charged doping site and the positive sheets. This interaction may well stabilize the system. This is the *normal state* (NS) of the cuprates. Due to the strong *c*-axis anisotropy of the hole charge in the NS dielectric screening is large in this state because of the increase in the dynamic component of the IL dielectric permittivity ( $\epsilon_c$ ). The increased IL density of the hole content is thought to be responsible for the IL dielectric screening in the NS.

(2) *charged sheet model*: Each of the superconducting sheets ( $\text{CuO}_2^{2-}$ ) and the charge reservoir in its doping site are charged. According to *ab initio* calculations [20], the doping oxygen in Hg1201 can get the excess negative charge either from the charge reservoir or from the planes. The doping charge or the external field polarizes the diffuse charge distribution of the sheets. In this way holes and holons occur in the planes which leads to inter-layer charging energy and in-plane attraction forces as well. In the sheets charge patterns can be formed, hole-rich and holon rich regions etc. Within this model  $\pm 0.16e$  charges/ $\text{CuO}_2$  are placed alternatively in the lattice, therefore the average hole content is nearly the half of the NS value. Although models (2) and (3) give nearly the same charging energy, the self-repulsion of the condensate in model (2) is enormous. The *c*-axis dielectric constant of the SC state is reduced to the average value of the IL dielectric medium due to the pair condensation of the hole charge to the sheets. No IL screening of the hole charge occurs in this state which may well lead to energy gain and hence Coulomb induced pairing in the sheets. Our proposal is that when the system goes to SC state, the conduction band loses its 3D anisotropy due to the 2D pair-condensation of the hole-content which leads to resistivity-free hole-conductivity in the planes below  $T_c$ .

### III. THE TOTAL ENERGY OF THE PAIR CONDENSATE

Those who believe that high- $T_c$  Cooper pairing can be devoted to Coulomb forces would agree that the key ingredient in this expression is the energy- and momentum-dependent dielectric function  $\epsilon_c$  of the solid. Our intention is to develop a simple working hypothesis in which the IL charge reservoir provides an average dielectric background and the "mobile" hole charge further enhances IL dielectric screening when  $2D \rightarrow 3D$  transition occurs (hole-doping, the NS). The dielectric plasma provided by the hole charge results in the dynamic screening effect of Coulomb interaction which is typical of hole doped cuprates in the NS. In the contrary case ( $3D \rightarrow 2D$ , pair condensation) the IL dielectric screening is nearly reduced to the average background value of the IL ion core spacer. This is what leads to IL energy gain. The underlying source of the condensation energy is then the energy gain due the lack of dynamic screening in the SC state. More precisely, if the pair condensation of  $n_h$  is not complete, e.g. approximately the half of the hole-content is localized in the IL space, then the IL dielectric screening provided by the hole charge is not vanished completely, though  $\epsilon_c$  is getting closer to the ionic background value. The possibility of direct IL hopping of Cooper pairs is not considered within this model as it was ruled out as important aspect of HTSC [6].

We calculate the total energy of the nearly 2D electron pair in the  $CuO_2$  plane for the bilayer 5X5 supercell problem. We treat explicitly only the condensed part of the "mobile" charge density,  $n_h$ , and it is assumed that the pair condensate behaves as a nearly free electron gas with  $ab$ -kinetic energy  $E_{kin}^{ab}$  and potential energy, which is mainly its self-electrostatic energy ( $E_{el}^{ab}$ ). The rest of the hole-content, the IL charge density of  $n_h$ , is treated implicitly via  $\epsilon_c$ . The term "mobile charge" is used in general for that part of the conduction electron sea, which goes through  $2D \leftrightarrow 3D$  phase transitions as a function of temperature. For simplicity, the rest of the electron system is neglected completely. The external potential of the condensate is also excluded in this model, that is the lattice-condensate interaction, which is assumed to be negligible in the charged  $(CuO_2)^{2-}$  system. In other words the ionic background of the planes is screened by the core and valence electrons of the  $(CuO_2)^{2-}$  plane. According to the free electron treatment of the hole charge high degree of  $c$ -axis transferability of the charge carriers is assumed. The kinetic energy of the charge condensate is due to the hopping of the charge carriers between the  $CuO_2$  sites within the sheets. We do not take into account the complications due to ionic heterogeneity, nonpointlike polarization, etc. The effective Coulomb interaction between spinless point-charge like electrons, whether in the same or different planes, may be approximated by the expression  $V_{eff}(\mathbf{r}) = e^2/(4\pi\epsilon_0\epsilon_c\mathbf{r})$ , where

$\epsilon_c$  takes into account phenomenologically the dielectric screening effect of the IL dielectric medium and confined hole charge. This kind of a rough approximation widely used by several groups in the last decade [9,26,29,37]. Important feature is that the  $\underline{ab}$  and  $\underline{c}$  dielectric screening is nearly reduced to the static value of the average background dielectric constant. The total energy of the condensate can then be given in the SC state,

$$E_{tot} = E_{kin}^{ab} + E_{el}^{ab} + E_{el}^c = \frac{h^2 N_h}{2m^* A} + \frac{e^2}{4\pi\epsilon_0} \left( \frac{1}{\epsilon_{ab}} \sum_{ij} \frac{q_i^{(1)} q_j^{(1)}}{r_{ij}^{(1)}} + \frac{1}{\epsilon_c} \sum_{ij} \frac{q_i^{(1)} q_j^{(2)}}{r_{ij}^{(1,2)}} \right), \quad (1)$$

where  $h$  is the Planck constant,  $m^* \simeq 4$  is the effective mass for the holes induced in the half-filled bands [29],  $A$  is the area of the holon region in the sheets and  $N_h = 2$  is the charge of the electron pair or the occupancy of the Bose state. E.g. in the case of the charged sheet model,

$$A \simeq 25a^2, \quad (2)$$

where,  $a$  is the normal in-plane lattice constant of the tetragonal lattice ( $a \approx 3.88\text{\AA}$ ). This is because the condensate spreads over the entire square lattice via hopping of holons to the site of holes.  $r_{ij}^{(1)}$  and  $r_{ij}^{(1,2)}$  are the intra-layer and inter-layer point charge distances, respectively.  $q_i, q_j$  are the partial point charges/atoms in the 5X5 superlattice model at optimal doping.

$$q_{i,j} = \pm \frac{2N_h}{3N_{lat}}, \quad (3)$$

where  $N_{lat} = 25$  in this case and factor 2 is due to the fact that every second  $CuO_2$  site is occupied by holons, and each of them consists of 3 atoms ( $q_{i,j} = \pm 0.053e$ ). Although we are dealing with spinless holon charges, bosonic nature of the condensate is implicitly incorporated in the model. The Bose states are localized to the half of the  $CuO_2$  sites, the kinetic energy of the boson condensate arises from the hopping of holons (hole-holon exchange) between the adjacent sites within the sheets, against the electrostatic background of the rest of the hole-holon system. Single hole-holon exchange is forbidden since extraordinary repulsion occurs which leads to the redistribution of the entire hole-holon charge pattern. The collective intersite holon hopping results in the kinetic energy of the condensate. If we chose appropriately the in-plane dielectric constant ( $\epsilon_{ab} \approx 3.0$  [32]), we get the following result using Eq. (1):

$$E_{kin}^{ab} + E_{el}^{ab} \approx 0. \quad (4)$$

Consequently, no net in-plane energy gain is available for HTSC in this model. In other words we expect no role of pairing induced kinetic energy gain contrary to other theories [1,5] since the kinetic energy of the condensate is cancelled by the in-plane electrostatic energy.

This is basically the manifestation of the virial theorem for the  $ab$ -plane and is reasonable to expect its validity when weak IL coupling is assumed. If the inter-sheet coupling is not that weak, then kinetic energy gain can occur in the planes. Is is therefore, can be the subject of further studies that both  $ab$ -plane kinetic energy and the  $c$ -axis screened IL Coulomb interaction can be the source of the condensation energy in the SC state. It is interesting that Eq. (4) holds when the measured mass enhancement of  $m^* \approx 4$  is used [29]. We can account for this mass enhancement if a pair of boson condensate charge  $4e$  is distributed within the bilayer 5X5 model. The basic question is that whether the pair condensation ( $3D \rightarrow 2D$  transition of the hole charge) changes the kinetic energy or not in cuprates, however, is not well understood yet. For sake of simplicity we neglect here the role of kinetic energy lowering and employ Eq. (4) as it stands.

Then applying Eq. (4) in Eq. (1) the only term remained is the IL charging energy coming both from the NS and SC state. Although in the NS there are no holons in the plane, therefore no kinetic energy occurs directly, however, the hopping of the out-of-plane hole content to the plane induces  $ab$ -kinetic energy and electrostatic energy. Since we have no reason to expect the violation of the virial theorem ( $2T + V = 0$ ) in this case as well,  $E_{kin}^{ab,NS} + E_{el}^{ab,NS} \approx 0$ . Note that  $E_{kin}^{ab,NS}$  and  $E_{el}^{ab,NS}$  are away from being purely 2D quantities, because of the  $c$ -axis dispersion of  $n_h$ .

Taking the energy difference  $\Delta E_{tot} = |E_{tot}^{NS} - E_{tot}^{SC}|$ , the central statement of this papers follows,

$$k_B T_c \approx \Delta E_{el}^c = |E_{el}^{c,NS} - E_{el}^{c,SC}|. \quad (5)$$

The NS contribution to Eq. (5) is  $E_{el}^{c,NS} \approx 0$ , if IL coupling is screened effectively (large density of the hole content in the IL space) then Eq. (5) is reduced to  $k_B T_c \approx E_{el}^{c,SC}$ . Further studies will be needed, however, to understand the effect of  $E_{el}^{c,NS}$  on Eq. (5). Therefore, the energy gain in the SC state is provided then by the change in the inter-layer charging energy which is essentially the change of the out-of-plane hole-holon interaction energy below  $T_c$ . *However, the hole-conductivity in the SC state is strictly 2D phenomenon, no direct IL hopping of quasiparticles is necessary to consider within this model.*  $T_c$  is mainly determined by the inter-plane distance and by the dynamic part of the  $c$ -axis dielectric function (the  $c$ -axis component of the dielectric tensor). *Interesting feature of the 5X5 bilayer model then that it is capable of retaining the 2D character of SC while  $T_c$  is enhanced by 3D Coulomb interactions.*

#### IV. CALCULATED DIELECTRIC CONSTANT $\epsilon_c$

In Table I. we have calculated the  $\epsilon_c$  using Eqs. (1)-(5) and the experimental  $T_c$ ,

TABLE I. Calculated dielectric constant  $\epsilon_c$  using Eqs (5)- (6) in the single-layer cuprates

	$d(\text{\AA})$	$T_c(K)$	$E_{el}^c$ (mH)	$\epsilon_c$	$\epsilon_c^{exp}$	$\epsilon_c^{other}$
CaCuO <sub>2</sub> <sup>a</sup>	4.64	89.	-0.2817	100.01		
CaCuO <sub>2</sub> <sup>b</sup>	4.64	110.	-0.3482	80.92		
CaCuO <sub>2</sub>	3.19	80.	-0.2532	99.3		
LSCO	13.21	39.	-0.1235	102.78		
Hg1201	9.5	95.	-0.3007	27.65	34 <sup>c</sup>	
Hg- (10 GPa)	$\sim 8.5$	$\sim 105.$	-0.3323	27.57		
Hg- (20 GPa)	$\sim 8.2$	$\sim 120.$	-0.3798	25.15		
Tl2201	11.6	85.	-0.2691	26.85	24 <sup>c</sup>	11.3 <sup>d</sup>
TBCO	9.0	30.	-0.0949	91.58		39.4 <sup>e</sup>
CdTBCO	9.16	48.	-0.1519	56.38		
Bi2201	12.2	8.5	-0.0269	260.70		
BSLCO	12.1	36.	-0.1140	61.24		
NCCO	6.04	24.	-0.0760	197.19		

where  $d$  is the inter-layer distance in  $\text{\AA}$  [9],  $T_c$  is the experimental critical temperature,  $E_{el}^c$  is the inter-layer charging energy in milli Hartree (mH). <sup>a</sup> field effect doped material [17]. <sup>b</sup>  $Ca_{0.3}Sr_{0.7}CuO_2$  [35], <sup>c</sup> experimental  $\epsilon_c$  values are taken from *Am Inst. of Phys. Handbook*, McGraw-Hill, Ed. D, E. Gray (1982), the  $\epsilon_c$  value of the ionic-background (Hg1201: BaO, Tl2201:  $Tl_2O_5$ ), The pressure dependent  $T_c$  values and IL distance data are taken from [38,39], <sup>d</sup> from [14], <sup>e</sup> from [37] for the bilayer Tl-compound, The notations are as follows for the compounds: LSCO ( $La_{0.85}Sr_{0.15}CuO_4$ ), Hg1201 ( $HgBa_2CuO_{4+\delta}$ ), Tl2201 ( $Tl_2Ba_2CuO_6$ ), TBCO ( $TlBa_2CuO_5$ ), CdTBCO ( $Tl_{0.7}Cd_{0.3}BaLaCuO_5$ ), Bi2201 ( $Bi_2Sr_2CuO_6$ ), BSLCO ( $Bi_2Sr_{1-x}La_xCuO_6$ ) and NCCO ( $Nd_{2-x}Ce_xCuO_4$ ).

$$\epsilon_c = k_B T_c \frac{4\pi\epsilon_0}{e^2} \left( \sum_{ij} \frac{q_i^{(1)} q_j^{(2)}}{r_{ij}^{(1,2)}} \right)^{-1}. \quad (6)$$

The obtained values are in a reasonable range, the experimentally available  $\epsilon_c$  values of pure solids, such as BaO or  $Tl_2O_5$  are comparable with the calculated ones, which indicates that the actual  $\epsilon_c$  values of the SC state are not far from those of the ionic background. Exception is Bi2201, where we get a fairly large value, which can be attributed to the weakly interacting and hence insulating  $(BiO)_2$  bilayers [34]. It is interesting that if we consider the chemically doped alternative of  $CaCuO_2$  and of Bi2201 (BSLCO),  $\epsilon_c$  is reduced. This is assumed to be due to the polarization effect of doping atoms ( $Sr^{2+}$  and  $La^{3+}$ ) which leads to more effective confinement in the  $CuO_2$  layers.

Experimental measurement of  $\epsilon_c$  in cuprates is troublesome. Different studies often lead to different values due to the inaccuracy provided by reflectance or conductivity measurements. Measurements on polycrystalline samples of  $Bi_2Sr_2RCu_2O_8$  ( $R = Sm, Y$ ) provided  $\epsilon_c$  as large as  $10^4$  at 300 K [33]. Also, other studies indicate large  $\epsilon_c$  in the parent insulators of HTSCs [33]. Even more difficult to accurately measure  $\epsilon_c$  for a SC sample [33]. Tsvetkov *et al.* reported the value of  $\epsilon_c = 11.3$  for Tl2201 using optical measurements [14], which is smaller, although not very much different then that of predicted by the present study.

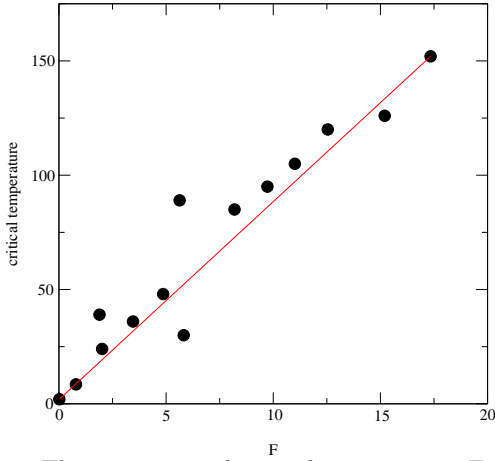


FIG. 3. The experimental critical temperature  $T_c$  (K) vs.  $F = \frac{n_h^2}{\epsilon_c d} 10^{-5}$  for the 5X5 bilayer superlattice model. The IL distance  $d$  is taken from the literature [9,34],  $\epsilon_c$  is calculated using Eq. (6). The points correspond to the data set given in Tables I-II.

It must be emphasized that the reported experimental  $\epsilon_c$  values are frequency dependent and show relaxation behaviour therefore the comparison is not easy with our reported values. Doping induced out-of-plane charge transport, such as the strong c-axis anisotropy of the hole content, leads to charge inhomogeneity, and could cause

large  $\epsilon_c$  [33].

Using the following equalities,

$$\left| \sum_{ij} \frac{q_i^{(1)} q_j^{(2)}}{r_{ij}^{(1,2)}} \right| = q^2 \sum_{ij} \frac{1}{r_{ij}^{(1,2)}} \approx 25 \frac{n_h^2}{d}, \quad (7)$$

where  $d$  is the experimental IL distance,  $q = q_{i,j} = n_h$  and it is assumed that terms in which  $r_{ij}^{(1,2)} \neq d$ , cancel each other (non next-nearest terms). This is because terms with  $\pm q_{i,j}$  are summed.  $E_{el}^c$  is dominated then by the next-nearest hole-holon interactions. Then the expression occurs,

$$T_c(\epsilon_c d) \approx \frac{N_{lat} e^2}{4\pi k_B \epsilon_0} \frac{n_h^2}{\epsilon_c d}, \quad (8)$$

where  $N_{lat} = 25$  if the 5X5 superlattice is the unit lattice of the pair condensation. It must be noted that the  $T_c \sim (\epsilon_c d)^{-1}$  dependence has already been proposed by [9] using, however, different approach. Using Eq. (8) a plot of  $T_c$  vs.  $\frac{n_h^2}{\epsilon_c d}$  can be made (FIG. 3). It can clearly be seen on FIG. 3 that the most of the points are fitted to a straight line. This indicates that  $T_c$  is tuned by the appropriate chosen of  $d$  and  $\epsilon_c$  in these materials.

In order to test the validity of our approach we estimate the *condensation energy* and compare with the measured values. By definition condensation energy is the difference of the free energy of the NS and SC state [5]. According to Eqs. (1)- (5), and taking the free energy difference between the NS and SC state, the only term remained is the inter-layer charging energy  $E_{el}^c$  and some additional term,

$$E_{cond} = F_S - F_N \approx |E_{el}^{c,SC} - \Delta E_{\delta}^{c,NS}|, \quad (9)$$

where  $E_{el}^{c,SC}$  is the IL charging energy in the SC state. According to Tsvetkov *et al.*  $E_{cond}^{exp} = 3.7 \cdot 10^{-6}$  Hartree/unit cell for  $Tl_2Ba_2CuO_6$  ( $T_c = 85K$ ) [14], for the bilayer 5X5 model we have  $50E_{cond}^{exp} \approx 0.19mH \simeq k_B T_c = 0.27mH$ . This result suggests that a boson pair of condensed charge carriers can indeed be distributed in a 5X5 bilayer with 50  $CuO_2$  sites.

## V. DOPING, MULTILAYER, PRESSURE EFFECT

The recent results on the infinite layer  $CaCuO_2$  obtained by field-effect doping [17] can be explained in the light of our model as follows. The role of Ca in this material is the charging of the layers. Such a charged layer can then be polarized with external field. However, the field effect doped (FED)  $CaCuO_2$  system raises difficulties due to the lack of a doping site. Chemical doping leads to  $2D \rightarrow 3D$  transition of the hole charge [19,20]. In the case of FED  $CaCuO_2$  it must also be assumed that  $n_h$  is partly confined to the inter-layer space upon the external field when holes are formed in the planes in the NS or

TABLE II. Calculated  $T_c$  of Hg-multilayer cuprates using Eqs (5)-(6) and the  $\epsilon_c$  values of the single-layer materials Hg1201 and  $\text{CaCuO}_2$ .

	Hg1212	Hg1223	Hg1234
$P = 0$ GPa			
1	2	3	4
$n_h$	0.192	0.225	0.246
$d_{intra}(\text{\AA})$	3.15	3.18	3.18
$T_c^{intra}(\text{K})$	93.4	113.9	112.2
$d_{inter}(\text{\AA})$	9.51	9.42	9.46
$T_c^{inter}(\text{K})$	34.2	21.6	14.1
$T_c^{sum}(\text{K})(exp.T_c)$	127.6 (126)	135.4 (135)	126.3 (123)
$P = 30$ GPa			
$d_{intra}(\text{\AA})$	2.95	2.95	2.95
$T_c^{intra}(\text{K})$	110.9	135.4	143.4
$d_{inter}(\text{\AA})$	7.6	7.6	7.6
$T_c^{inter}(\text{K})$	42.7	26.0	18.4
$T_c^{sum}(\text{K})(exp.T_c)$	153.6 (152.0)	161.4 (164)	161.8

where  $P$ ,  $l$ ,  $n_h$ ,  $d_{intra}$ ,  $d_{inter}$  are the hydrostatical pressure, the number of layers, hole content/multilayer, intra-block inter-layer distance, inter block IL distance,  $E_{el}^{c,intra}$ ,  $E_{el}^{c,inter}$ ,  $T_c^{intra}$ ,  $T_c^{inter}$  are the calculated intra-block and inter-block charging energies and critical temperatures.  $T_c^{sum} = T_c^{intra} + T_c^{inter}$ , experimental  $T_c$  is given in parenthesis. Pressure dependent structural data ( $d_{intra}, d_{inter}$ ) is taken from [38,39]. Dielectric constants used for this study are  $\epsilon_c^{intra} = 100.0$  (field effect doped  $\text{CaCuO}_2$ ) and  $\epsilon_c^{inter} = 27.7$  (Hg1201). Hg1212, Hg1223 and Hg1234 denote the  $\text{HgCa}_{l-1}\text{Ba}_2\text{Cu}_l\text{O}_{2l+2}$  systems.

SC state. Indeed, first-principles calculations on charged bilayer cuprates provide information which supports the idea of inter-layer confinement of the hole charge at the doping site in the NS [20]. The partial charge density of orbitals Cu  $d_{z^2}$  and O  $p_z$  show strong c-axis anisotropy, when the "naked" bilayer and the Ca-bilayer systems are compared [40]. The strong field of  $\text{Ca}^{2+}$  polarizes the diffuse hole charge. The external field or the chemical doping agent have opposite effect on  $n_h$  below  $T_c$ : confines the hole content back to the planes which leads to the increase of the 2D charge carrier density of the condensate. The phase separation of the condensate into hole-holon regions leads to superconductivity.

We try to explain the doping function  $T_c(\delta)$  using the 5X5 model. When the system is *underdoped*, the  $E_{el}^c[n_h(\delta)]$  scales almost linearly with  $\delta$ . This is because the smaller  $n_h(\delta)$  leads to smaller inter-layer charging energy while  $\epsilon_c$  is nearly unchanged. However, in the *overdoped* regime more and more charge is confined to the inter-layer space, which increases  $\epsilon_c$ , hence decreases  $E_{el}^c$ . The physical explanation is that the increased density of inter-layer hole-charge screens the dielectric medium (e.g.  $\text{Ca}^{2+}$ ), which leads to less effective polarization of the condensed part of the hole charge. In the *optimally doped* materials the confinement of the hole content in the planes is the most pronounced in the SC state.

Multilayer and pressure effects on  $T_c$  can also be dis-

cussed in terms of in-plane and out-of-plane localization of the hole charge. In multilayer systems  $E_{el}^c$  is composed of intra- and inter-block contributions. We use the notation block for the multilayer parts  $\text{CaCu}_2\text{O}_4$ ,  $\text{Ca}_2\text{Cu}_3\text{O}_6$ , etc. Eq. (5) can then be modified for multilayer cuprates as follows,

$$k_B T_c \approx E_{el}^{c,intra} + E_{el}^{c,inter}, \quad (10)$$

where

$$E_{el}^{c,intra} = (l-1)E_{el}^c(d_{intra}, \epsilon_{intra}), \quad (11)$$

$l$  denotes the number of layers. Therefore, intra-block charging energy further enhances  $T_c$  on top of the corresponding single-layer inter-block value. It is worth to mention the *intercalation* experiment on Bi2212 [3]. Intercalation of I or organic molecules into the  $(\text{BiO})_2(\text{SrO})_2$  layers of Bi2212 results in no significant change in  $T_c$ . Basically inter-layer intercalation is introduced to reduce interlayer coupling (test of inter-layer theory, ILT) and to enhance anisotropy in SC properties. It was concluded that these results presents great challenge to ILT [31] and support low-dimensional SC theories. In the light of the 5X5 model, it is not surprising that in Bi2212 the nearly isolated bilayers are superconductors. The single layer material Bi2201 ( $\text{Bi}_2\text{Sr}_2\text{CuO}_6$ ) gives very low  $T_c$  ( $\approx 8.5\text{K}$ ), which indicates that the dielectrics  $(\text{BiO})_2(\text{SrO})_2$  strongly reduces IL coupling, indeed the estimated  $\epsilon_c$  is quite large (Table I) which is attributed to the weakly interacting  $(\text{BiO})_2$  bilayer (the BiO-BiO distance is  $\sim 3.7\text{\AA}$  [3]). The large conduction anisotropy found in Bi-based cuprates supports these findings [2]. Nearest-neighbouring Cu-O planes in Bi-compounds are nearly insulated [37]. Therefore, in the multilayer Bi-compounds bilayer and trilayer blocks are responsible for the high- $T_c$ , inter-block coupling is negligible. Important consequence of the bilayer 5X5 model is that *isolated single layers do not show HTSC*, coupling to next-nearest  $\text{CuO}_2$  plane is essential in HTSC. If the IL distance  $d$  is reduced to  $3.19\text{\AA}$  (the value in the multilayer cuprates) and setting  $T_c \approx 80.0$  using Eq. (10), and assuming  $n_h \approx 0.18/\text{bilayer}$ , we get  $\epsilon_c$  in nice agreement with the field-effect doped case in Bi2212 ( $\text{Bi}_2\text{Sr}_2\text{CaCu}_2\text{O}_8, T_c = 85\text{K}$ ) for the  $\text{CaCu}_2\text{O}_8$  part. We used the  $E_{el}^{c,inter} \rightarrow 8.5\text{K}$  of Bi2201 (Table I.) in Eq. (10).

Also, upon pressure ( $p$ ) the inter-layer distance decreases, which increases  $E_{el}^c$  without the increase of the hole content. Saturation of  $T_c(p)$  is reached simply when increasing IL steric repulsion starts to destabilize the system. In other systems, such as YBCO or LSCO, negative or no pressure dependence of  $T_c$  is found [2] due to the short Cu-O apical distance ( $d_{\text{CuO}} \approx 2.4\text{\AA}$ ) which leads to steric repulsion at ambient pressure and to the weakening of HTSC. In these systems the net gain in charging energy is not enough to overcome steric repulsions.

Multilayer effect is studied in a more detailed way in Table II. Using Eq. (10) and  $\epsilon_c$  values obtained for the

corresponding single layer materials (Eq. (6)) we have estimated  $T_c$  for Hg-bi-, tri- and four-layer cuprates at ambient and  $P = 30\text{GPa}$  hydrostatical pressure. Calculations indicate that intra-block charging energy has the greatest contribution to the overall  $T_c$ , pressure effect is accomplished via the decrease of the intra-block and inter-block distances. It is assumed that in multilayer cuprates the hole concentration/ $\text{CuO}_2$  is somewhat smaller than in the single layer compounds. Our estimation of  $n_h$  gives 0.096, 0.075, 0.062/ $\text{CuO}_2$  for Hg1212, Hg1223 and Hg1234, which is much less than  $n_h = 0.16$ . However, it is reasonable to assume the reduction of hole content in multilayers since the doping O has limited electronegativity to attract charge from the planes [20]. The hole-content seems to be far from being saturated in multilayer cuprates. The bilayer 5X5 model provides  $T_c$  values in reasonable agreement with the experimental data [39].  $T_c^{\text{inter}}$  is much smaller than that of the corresponding single-layer value which is due to the reduced hole-content/ $\text{CuO}_2$ . It is therefore seems to be reasonable to assume the *transferability* of inter-block dielectric constants from single layer cuprates to multilayer ones. Table II. reports us that *the enhancement of  $T_c$  in multilayers is mainly accomplished by intra-block effects*. Important consequence of the present work is that there is the possibility of further enhancement of  $T_c$  in multilayer cuprates, if the hole concentration is further increased e.g. by applying gate voltage in a field-effect transistor [17].

## VI. CONCLUSION

In this paper we have studied the pair condensation and confinement in a  $\text{CuO}_2$  superlattice layer as a function of inter-layer distance and dielectric permittivity of the charge reservoir. We have found that a pair condensate can be distributed on a 5X5 square lattice layer in such way that every second lattice site is filled by  $n_h = -0.16e$  hole charge (optimal hole content). The rest of the sites are empty (holes). The phase separation of electron-hole pairs (hole-holon pairs) in this model is stabilized electrostatically. In the adjacent layer the electron-hole pairs are distributed in a complementer way (mirror symmetry) in order to maximize the inter-layer charging energy. In this way we derived a bilayer 5X5 model of the superconducting state. The superlattice nature of the pair condensate is strongly supported by the fact that average size of the pair condensate in this model is remarkably comparable with the measured coherence length of  $\xi = 12\text{\AA}$  to  $15\text{\AA}$ . The bilayer model naturally implies the effective mass of  $m^* \approx 4$  in accordance with measurements. The detailed study of this model showed that the inter-layer charging energy is proportional to the thermal motion at  $T_c$ , if the  $c$ -axis dielectric constant  $\epsilon_c$  is appropriately chosen. Using the  $\epsilon_c$  values obtained from a single-layer Hg-cuprate, reasonable  $T_c$  values are cal-

culated for multilayer Hg-cuprates at ambient and high pressure.

If the physical picture derived from our model is correct, it should be a guide for further experimental studies aiming to improve SC in cuprates or in other materials. This can be done by tuning the IL distance and  $\epsilon_c$  (increasing the polarizability of the dielectric, hence decreasing  $\epsilon_c$ ) in these materials. The application of this model to other class of HTSC materials, such as fullerides or  $\text{MgB}_2$  is expected to be also effective.

Further development of the model presented here, such as using charge density instead of point charges within a quantum theory, would make it possible to study the external field or chemical doping induced  $c$ -axis charge distribution in cuprates. This is however, beyond the scope of the present article and is planned in the near future.

- 
- [1] J. E. Hirsch, Science **295**, 2226. (2002)
  - [2] N. M. Plakida, *High-Temperature Superconductivity*, Springer, 1995
  - [3] J. Choy *et al.*, Science **280**, 1589. (1998), X-D. Xiang, *et al.*, Nature **348**, 145. (1990)
  - [4] D. N. Basov *et al.*, Science **283**, 49. (1999)
  - [5] P. W. Anderson, *The Theory of Superconductivity in the High- $T_c$  Cuprate Superconductors*, Princeton Univ. Press, 1997
  - [6] P. W. Anderson, Physica **C341-348**, 9. (2000), *condmat/0201429*
  - [7] T. Schneider, *condmat/0110173*, T. Schneider, H. Keller, Phys. Rev. Lett. **86**, 4899. (2001)
  - [8] J. M. Wheatley, T. C. Hsu, P. W. Anderson, Nature **333**, 121. (1988)
  - [9] D. R. Harshman, A. P. Mills, Phys. Rev. **B45**, 10684. (1992), and references therein
  - [10] Z. Tesanovic, Phys. Rev. **B36**, 2364. (1987)
  - [11] A. K. Rajagopal, S. D. Mahanti, Phys. Rev. **B44**, 10210. (1991), S. S. Jha, A. K. Rajagopal, Phys. Rev. **B55**, 15248. (1997)
  - [12] X-D. Xiang, *et al.*, Phys. Rev. Lett. **68**, 530. (1992)
  - [13] J. Ihm and B. D. Yu, Phys. Rev. **B39**, 4760. (1989)
  - [14] A. A. Tsvetkov *et al.*, Nature, **395**, 360. (1998)
  - [15] H. J. A. Molegraaf, C. Presura, D. van der Marel, P. H. Kes, M. Li, Science **295**, 2239. (2002)
  - [16] J. E. Hirsch, Physica **C199**, 305. (1992)
  - [17] J. H. Schön, *et al.*, Nature **414**, 434. (2001)
  - [18] H. Zhang and H. Sato, Phys. Rev. Lett. **70**, 1697. (1993)
  - [19] R. P. Gupta, M. Gupta, Phys. Rev. **B21**, 15617. (1995)
  - [20] P. Süle, C. Ambrosch-Draxl, H. Auer, E. Y. Sherman, *condmat/0109089*
  - [21] W. E. Pickett, Rev. Mod. Phys. **61**, 433. (1989)
  - [22] Y. Ando, A. N. Lavrov, S. Komiyama, K. Segawa, X. F. Sun, *condmat/0104163*
  - [23] K. Semba, A. Matsuda, Phys. Rev. Lett. **86**, 496. (2001)



- [24] A. Yamamoto, W. Hu, S. Tajima, Phys. Rev. **B63**, 24504. (2001)
- [25] T. Fujii, *et al*, *cond-mat/0205121*, L. He, *et al*, *cond-mat/0110166*, W. Si, *et al*, *cond-mat/0205153*
- [26] R. Friedberg, H. S. Zhao, Phys. Rev. **B44**, 2297. (1991), Phys. Rev. **B39**, 11482. (1989)
- [27] C. Kawabata, S. R. Shenoy, A. R. Bishop, in *Superconductivity and Superconducting Materials Technologies*, Techna, Ed. P. Vincenzini, 1995, 13.
- [28] E. Dagotto, Rev. Mod. Phys. **66**, 763. (1994)
- [29] M. Di Stasio, K. A. Müller, L. Pietronero, Phys. Rev. Lett. **64**, 2827. (1990), and references therein
- [30] L. Krusin-Elbaum *et al.*, Phys. Rev. Lett. **62**, 217. (1989)
- [31] P. W. Anderson, Science, **279**, 1196. (1998)
- [32] Optical reflectance measurements indicate an in-plane dielectric constant of 5-6 at low frequencies: D. Reagor *et al.*, Phys. Rev. Lett. **62**, 2048., (1989)
- [33] T. Takayanagi, M. Kogure, I. Terasaki, *cond-mat/0108483*, and references therein, I. Terasaki, T. Mizuno, K. Inagaki, Y. Yoshino, *condmat/0204537*
- [34] R. M. Hazen, *Crystal Structures of High Temperature Superconductors*, in Physical Properties of High Temperature Superconductors, Ed. D. M. Ginsberg, (1990)
- [35] M. Azuma *et al.*, Nature (London) **356**, 775. (1992)
- [36] J. R. Kirtley, *et al.*, Phys. Rev. Lett. **81**, 2140. (1998)
- [37] D. Ariosa, H. Beck, Phys. Rev. **B43**, 344. (1991)
- [38] D. L. Novikov *et al.*, Phys. Rev. **B54**, 1313. (1996)
- [39] L. Gao, *et al.*, Phys. Rev. **B50**, 4260. (1994)
- [40] first-principles calculations on the bilayers  $(Cu_2O_4)^{4-}$  and  $(CaCu_2O_4)^{2-}$ , *unpublished*