

# Classical-Field Theory of Electron Waves as a Polarized Radiation Probe of Magnetic Surfaces

D. C. Hatton<sup>\*, †, ‡</sup> and J. A. C. Bland<sup>\*, §, ¶</sup>

8th April, 2002

## Copyright Notice

Copyright © 2002 D. C. Hatton and J. A. C. Bland. Permission is granted to copy, distribute and/or modify this document under the terms of the GNU Free Documentation License, Version 1.1 published by the Free Software Foundation; with no Invariant Sections, with no Front-Cover Texts, and with no Back-Cover Texts. A copy of the license is included in the section entitled “GNU Free Documentation License” (section A.)

This document can be found at [http://www.bib.hatton.btinternet.co.uk/dan/Natural\\_Sciences/Classical-Field\\_Theory\\_of\\_Electron\\_Waves\\_as\\_a\\_Polarized\\_Radiation\\_Probe\\_of\\_Magnetic\\_Surfaces/](http://www.bib.hatton.btinternet.co.uk/dan/Natural_Sciences/Classical-Field_Theory_of_Electron_Waves_as_a_Polarized_Radiation_Probe_of_Magnetic_Surfaces/), and in transparent form at [http://www.bib.hatton.btinternet.co.uk/dan/Natural\\_Sciences/Classical-Field\\_Theory\\_of\\_Electron\\_Waves\\_as\\_a\\_Polarized\\_Radiation\\_Probe\\_of\\_Magnetic\\_Surfaces.tar.gz](http://www.bib.hatton.btinternet.co.uk/dan/Natural_Sciences/Classical-Field_Theory_of_Electron_Waves_as_a_Polarized_Radiation_Probe_of_Magnetic_Surfaces.tar.gz).

## History

- 2002, April 10th: Version 13.10, amended from version 13.4, by D. C. Hatton, by virtue of having arXiv file generation use bbl instead of bib bibliography files, and include html, hhtml, copyright.programs, and latex2html-copyright, and typographical error corrected, released.
- 2002, April 9th: Version 13.4, amended from version 13.3, by D. C. Hatton, by virtue of having typographical error corrected, released.

---

\*Physics and Chemistry of Solids Group, Cavendish Laboratory, University of Cambridge, Madingley Road, Cambridge, UK. CB3 0HE

†Girton College, University of Cambridge, Huntingdon Road, Cambridge, UK. CB3 0JG

‡dan.hatton@btinternet.com

§Selwyn College, University of Cambridge, Grange Road, Cambridge, UK. CB3 9DQ

¶jacb1@phy.cam.ac.uk

- 2002, April 9th: Version 13.3, amended from version 12.2, by D. C. Hatton, by virtue of having details of appearance of this document as a conference talk added, some stylistic changes which happened on the fly, during the talk, included, marginal notes, describing some things that happened during the talk, added, conditionality of use of url of hturl sorted out, and Makefile set up to produce file for arXiv, released.
- 2002, April 4th: Version 12.2, amended, from version 11.6, by D. C. Hatton, by virtue of having some comments added to improve flow of talk, and availability of url package to L<sup>A</sup>T<sub>E</sub>X restored, released.
- 2002, March 29th: Version 11.6, amended, from version 11.5, by D. C. Hatton, by virtue of (mostly) using hthtml's hturl and htmmailto commands instead of url's url.
- 2002, March 28th: Version 11.5, amended, from version 11.4, by D. C. Hatton, by virtue of working around lack of urldef command in L<sup>A</sup>T<sub>E</sub>X2HTML.
- 2002, March 28th: Version 11.4, amended, from version 11.3, by D. C. Hatton, by virtue of having "Conclusions" slide added, "On the Diffraction of the Magnetic Electron" included in slide bibliography, clarity improved, concision improved, use of URL package made L<sup>A</sup>T<sub>E</sub>X-only, and typographical errors corrected, released.
- 2002, March 27th: Version 11.3, amended, from version 10.3, by D. C. Hatton, by virtue of having construction of slides completed, clarity improved, typographical errors corrected, and use of URL package introduced, released.
- 2002, March 26th: Version 10.3, amended, from version 7.2, by D. C. Hatton, by virtue of having construction of slides begun, acknowledgements adjusted, reference to "A Bayesian Perspective on Recent Epistemological Developments" added, clarity improved, and typographical errors corrected, released.
- 2002, March 25th: Version 9.1, amended, from version 7.2, by D. C. Hatton, by virtue of having discussion of extension to multi-layers completed, philosophical commentary written, derivation of reflected polarization from bulk sample tidied up, and author file amended to work around further L<sup>A</sup>T<sub>E</sub>X2HTML bugs, released.
- 2002, March 22nd: Version 7.2, amended, from version 7.1, by D. C. Hatton, by virtue of having title, author and date placed after `\begin{document}`, to work around L<sup>A</sup>T<sub>E</sub>X2HTML bug, released.
- 2002, March 21st: Version 7.1, amended, from version 5.2, by D. C. Hatton, by virtue of having derivation of reflected polarization from bulk sample completed, discussion of extension to multi-layers begun, Acknowledgements section added, author affiliations expanded and tidied up, Abstract hived off into separate file and formatted as section instead of as

abstract environment, an arithmetical error corrected, and typographical errors corrected, released.

- 2002, March 20th: Version 5.2, written by D. C. Hatton and J. A. C. Bland, released.

## Endorsements

The “Acknowledgements” section, and sections 1, 2, 3, 4, 5, and 6, of this document, form a transcript of a talk, given in the “Novel Techniques in Magnetism” meeting of the CMD19CMMP 2002 conference, organized by the European Physical Society and the Institute of Physics. The “Abstract” is that which appeared in the abstracts book for this conference, and on the basis of which the talk was accepted for inclusion in the conference.

## Abstract

Recently, there has been a revival [17] of interest [4] in mechanisms for changing the spin polarization of an electron beam on transmission through, or reflection from, a magnetic surface. An understanding of these mechanisms would [17] allow the use of an electron beam as a polarized radiation probe for magnetic characterization, like light in MOKE and neutrons in PNR. Here, a mechanism is described which, unlike simultaneously occurring processes proposed elsewhere [17], polarizes an unpolarized incident beam without recourse to inelastic processes.

A magnetic field leads to a Zeeman term in an electron’s Hamiltonian, which depends on the angle  $\theta$  between the electron’s spin vector and the magnetic flux. As a result, when an electron wave is incident on the surface of a bulk magnetic material (figure 1,) the wave-number of the transmitted wave depends on  $\theta$ . When the conditions of continuity of the wave-function, and of its first spatial derivative, at the surface, and conservation of particles, are applied, an electron reflection coefficient is obtained which also depends on  $\theta$ . Therefore, some polarizations are preferentially reflected, while others are preferentially transmitted. The amplitude reflection and transmission coefficients can readily be converted to intensity coefficients, and averaged over an incoherent superposition of electron waves of different  $\theta$ , e.g. an unpolarized incident beam. The reflected polarization is

$$P = -\frac{2e\mu_B VB}{3e^2V^2 + \mu_B^2 B^2}, \quad (1)$$

which can take values

$$-\frac{1}{\sqrt{3}} \leq P \leq \frac{1}{\sqrt{3}}, \quad (2)$$

depending on the balance between  $V$  and  $B$ .

The analysis can be extended to multi-layers using the theory of Fabry-Perot etalons.

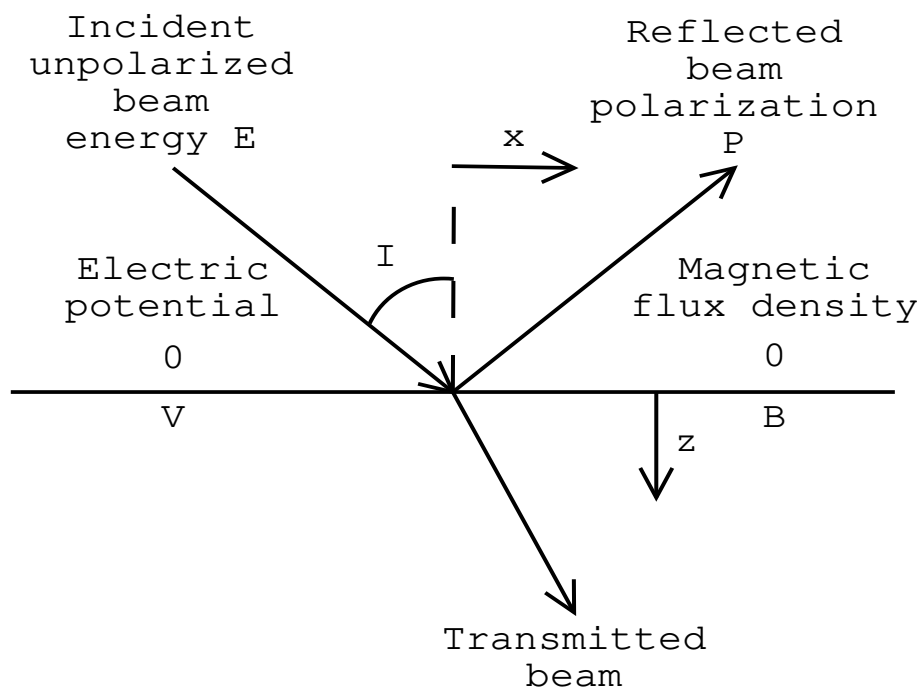


Figure 1: Surface of a Bulk Magnetic Sample

## Acknowledgements

Good morning. As you've just heard, I'm Dan Hatton, and I'm going to present a classical-field theory of electron waves as a polarized radiation probe of magnetic surfaces.

We'd like to thank the Engineering and Physical Sciences Research Council, in the UK, for paying for this work, and also Thanos Mitrelias, Klaus Peter Kopper, and Peter Bode, our present and past collaborators, in setting up the experiments for which we're putting forward a theoretical interpretation.

## 1 Introduction

### 1.1 Polarized Neutron Reflection

Polarized neutron reflection, or PNR, is [2, 3] an established experimental technique for the measurement of layer-dependent magnetization vector in magnetic multi-layers. A multi-layer structure is [2, 3] modelled as a series of steps in nuclear potential and magnetic flux density. The amplitude reflection coefficient for neutron waves at each step is then calculated by applying the usual [16] boundary conditions to the spin-up and spin-down wave-functions at the step, given the change in wave-vector produced by the potential step. The change in wave-vector depends on the neutron's spin direction because of the torque exerted upon the neutron magnetic moment, by the magnetic field. Therefore, the spin polarization of the reflected neutron beam, as a function of incident beam energy, provides an indicator of the depth-resolved magnetization profile of the sample.

### 1.2 Polarized Electron Reflection

Polarized electron reflection and diffraction are [13, 12] also established experimental techniques, for the characterization of magnetic surfaces. The measurement is identical to PNR except for the substitution of electrons for neutrons, and the unavailability [10, 11] of the Stern-Gerlach experiment, either for controlling the incident polarization, or for measuring the reflected polarization. The Stern-Gerlach experiment is [13, 12] typically replaced by a Mott polarimeter [9, 7, 5], for measuring the reflected polarization. Electrons have significant advantages over neutrons for this purpose: an electron beam can be produced using a device roughly equivalent to a light-bulb filament, whereas a neutron beam is typically produced using a nuclear reactor. Also, the magnetic moment of the electron is nearly two thousand times that of the neutron.

Despite the long-standing use of polarized electron reflection as an experimental technique, as far as we're aware, there has been no attempt to develop a theoretical model of the process, along the lines of that used for PNR, in order to interpret the results in terms of the depth profile of the magnetization in the sample. Our intention here is to produce an analysis of polarized electron reflection similar to that of PNR by Blundell and Bland [2, 3]. If you find the

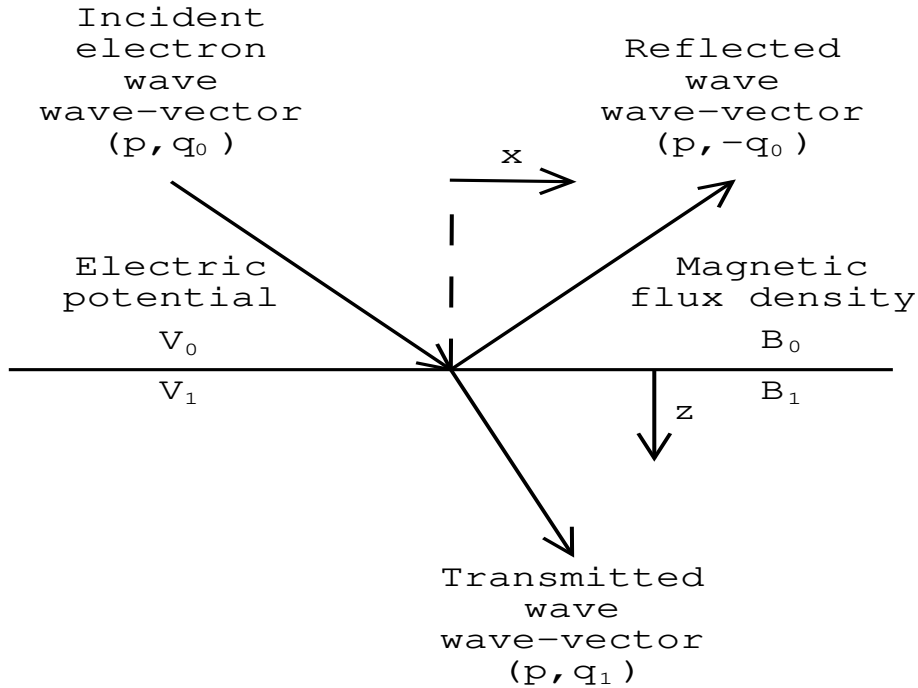


Figure 2: Reflection of an Electron Wave by a Single Step in Electric Potential and Magnetic Flux Density

analysis interesting, a transcript of this talk can be found on the web at this address. The web version also includes more details of the derivations of equations, which are only sketched here. If you can stomach reading all that maths, we'd be grateful for any comments or suggestions. If you can't stomach reading all that maths, I suggest you make yourself difficult to contact around October, so you don't end up being one of the unfortunates who have to examine my thesis.

## 2 Amplitude Reflection Coefficient for an Electron Pure State, at a Single Step in Electric Potential and Magnetic Flux Density

The first step in the analysis of reflection is to build a potential-theory model of the sample, as a series of steps in electric potential and magnetic flux density (figure 1, figure 2.) Next, we need to discover the amplitude reflection coefficient, for a pure, coherent, electron wave, at a single step (figure 2.) The incident and transmitted electron waves are modelled as plane waves, with well-defined wave-vector components  $p$  in the plane of the interface, and  $q_i$  perpendicular to the

interface.  $p$  must be the same for all the waves, in order to satisfy the boundary condition of continuity of the wave-function at the interface. Strictly, the eigenstates of a Hamiltonian which includes a magnetic field are not plane waves; more about this later (section 5.) The amplitude reflection coefficient is [16] this:

$$r_{01} = \frac{q_0 - q_1}{q_0 + q_1}, \quad (3)$$

or, for a general interface, this one:

$$r_{ij} = \frac{q_i - q_j}{q_i + q_j}. \quad (4)$$

Next, we need to build an expression for the energy of the electrons. There will be kinetic energy terms, along with an electrostatic potential energy, and a term due to the torque, on the electron magnetic moment, in a magnetic field [16]. The form used for this last term assumes a well-defined energy for all directions of the electron spin. Strictly, only certain spin directions are eigenstates of a Hamiltonian which includes a magnetic field; more about this later (section 5.) This leads to this expression

$$q_i = \left( \frac{2m_e E \cos^2 I}{\hbar^2} \right)^{1/2} (1 + x_i)^{1/2}, \quad (5)$$

for the perpendicular wave-vector component, where  $I$  represents an angle of incidence, and the potential energy terms are represented by these dimensionless numbers:

$$x_i = y_i + z_i \cos S_i, \quad (6)$$

$$y_i = \frac{eV_i}{E \cos^2 I}, \quad (7)$$

$$z_i = -\frac{e\hbar B_i}{2m_e E \cos^2 I}; \quad (8)$$

I have a big enough ego to call them the Hatton numbers, but I suspect I wouldn't get away with it.  $S_i$  is the angle between the electron spin direction and the magnetic flux density in region  $i$ , and  $E$  is the total energy of the incident electrons, and therefore, by conservation of energy, of all the electrons.

We now use a binomial expansion [6] for the case where the potential energy terms are much smaller than the total electron energy, where the dimensionless numbers we've just devised are small. The magnetic term associated with the Weiss field in a ferromagnet is [15] a few tenths of an electron-volt, and the electrostatic contact potentials in the metals which we study will not be more than a few volts, whereas, in our experimental set-up, the incident electron energies range from a few hundred to a few thousand electron volts, so this approximation seems reasonable. With this expansion, the amplitude reflection coefficient is this:

$$r_{ij} = \frac{1}{4}x_i - \frac{1}{4}x_j - \frac{1}{8}x_i^2 - \frac{1}{8}x_i x_j + \frac{1}{8}x_j^2 + O(\{x_i, x_j\}^3). \quad (9)$$

In the conference talk, I made an error, and had to correct myself, here. Only the second, corrected version appears in this document.

### 3 Reflection of an Unpolarized Beam from the Surface of a Bulk Magnetic Sample

An unpolarized incident electron beam is [10, 11] an incoherent superposition of pure states representing all directions of the incident spin. The polarization of the reflected beam from any surface is, therefore, given by an average of the polarization over all polarization directions, weighted according to the intensity reflection coefficient for each polarization. This incoherent averaging process (section 7.2) gives this reflected polarization from a bulk surface (figure 1)

$$\begin{aligned}
 P &= \frac{2y_1z_1}{3y_1^2 + z_1^2} + O(\{y_1, z_1\}) \\
 &= -\frac{4e^2\hbar m_e V_1 B_1}{12e^2 m_e^2 V_1^2 + e^2 \hbar^2 B_1^2} + O(\{y_1, z_1\}). \tag{10}
 \end{aligned}$$

Both the term given explicitly, and the next term in the binomial expansion, are in the direction of the magnetic flux density in the bulk material.

The most salient qualitative feature of this polarization formula is that, at high incident electron energies, the reflected polarization is dominated by a non-zero term, which is independent of the incident electron energy, and controlled by the balance between the electrostatic potential and the magnetic flux density, in the sample. This polarization can be as large as  $\frac{1}{\sqrt{3}}$  in either direction.

### 4 Multi-Layer Structures

We propose to extend this analysis to magnetic multi-layer structures, by using the theory of Fabry-Perot etalons, as is [2, 3] already the practice in PNR. There are infinitely many possible paths for reflection from a multi-layer structure, indexed by how many times the electron wave “bounces” within each layer. In the diagram (figure 3,) we can see paths with no bounces, with one bounce, and with two bounces. For a given, pure incident wave, the reflected waves from the various paths are superposed coherently to build the reflected wave, each term in the coherent superposition including an amplitude factor due to the amplitude reflection or transmission coefficient at each interface which it has encountered, and a phase factor due to the path length which it has traversed in the magnetic layers. This will result in a spin-dependent amplitude reflection coefficient for the whole multi-layer system, which will provide the weightings to go into the incoherent superposition over an unpolarized incident beam. This incoherent superposition, as for the bulk sample, will give the reflected polarization. We expect working through the maths for this to be trivial, but time-consuming.

In the conference talk, I made an error, and had to correct myself, here. Only the second, corrected version appears in this document.

### 5 Comments on This Analysis

I promised to comment on some assumptions in this analysis. Firstly, there’s the matter of modelling the electrons as a plane wave. This is equivalent to ne-



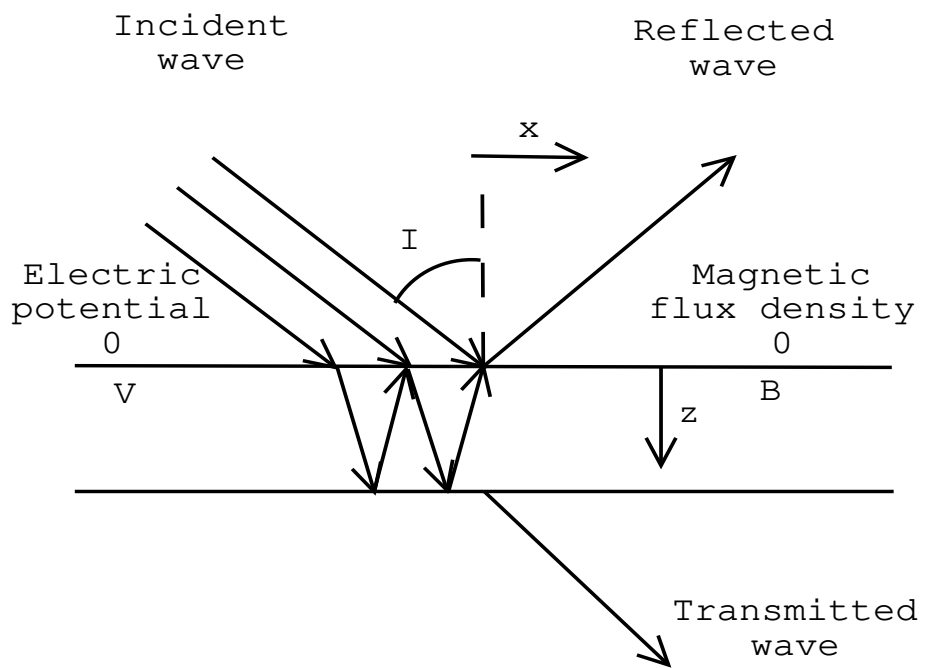


Figure 3: Reflection Paths for an Electron Wave in a Single Magnetic Layer

glecting the deflection of the electrons by the Lorentz force, which means taking the limit of weak magnetic fields; something we've done in the binomial expansion anyway. The same convention of neglecting this deflection was adopted by Weber *et al.* [17], when they analysed the spin polarization of transmitted electron waves.

Secondly, there's the issue of pretending that all electron spin directions are eigen-states of the Hamiltonian. In this we depart from the tradition of analysis of PNR, where matrices are [2, 3] used to represent the Zeeman energy, and the reflection coefficient, without any need for this approximation. We also depart from the work of Weber *et al.* [17] on electron transmission: they regard the Larmor precession, which is a manifestation of the fact that not all spin directions are eigen-states of the Hamiltonian in a magnetic field, as crucial in determining the transmitted polarization. We intend to produce a more "first-principles" model in the near future, which will use the matrix representation of the reflection coefficients, and therefore capture the Larmor precession, and other spin-flip scattering effects. However, we don't intend to devise this model as a replacement for the one presented here, but as a complement to it. What we'd like to do is subject both models, along with a third, completely classical, reflection model, to experimental data, and use the well-established [14] methods of Bayesian statistics, first to infer the parameters of magnetic flux density, electric potential, and layer thickness, for each model, then to judge the relative confidence which we have in each model.

One reason for not simply abandoning all but the most "first-principles" of the models is given by Anderson [1], who points out that any system, more complicated than a molecule of four atoms or so, is pretty well never in an eigen-state of its Hamiltonian, so the Schrödinger equation doesn't describe the state of the system. This is because the tunnelling-like processes, which would otherwise collapse the system into an eigen-state of its Hamiltonian, are very slow for complicated systems: often very slow compared with the age of the universe, and certainly very slow compared with the rate of occurrence of measurement-like interactions with the outside world, which collapse the system into eigen-states of operators other than the Hamiltonian. Therefore, it can't be guaranteed that the model which implements a Schrödinger equation with the most realistic Hamiltonian will always be the most useful in describing the real behaviour of the system.

I might be inclined to add to this a very different argument [8] for not always preferring the most first-principles model, but this isn't the time or the place for my speculations on mathematical philosophy. Anyone who has a burning desire to hear them can find them via the reference on the slide.

Thirdly, it's worth commenting on the effect on the polarization of transmitted waves, due to spin-dependent loss of electrons to inelastic processes, which was noted by Weber *et al.* [17]. At first glance, our classical-field analysis appears to be entirely elastic. However, it is capable of assimilating the effect of these processes, which will appear as imaginary parts in the electric potential and magnetic flux density.

## 6 Conclusions

OK. What have we learnt?

- The spin polarization of the reflected electron beam from a bulk magnetic surface, in the model described, is this:

$$\mathbf{P} = -\frac{4e^2\hbar m_e V_1 \mathbf{B}_1}{12e^2 m_e^2 V_1^2 + e^2 \hbar^2 B_1^2} + O(\{y_1, z_1\}). \quad (11)$$

- The extension of the model to multi-layer systems is likely to be a trivial, but time-consuming, mathematical task.
- Two other, similar models are planned, one of which differs from this by the use of a more “first-principles” treatment of the Zeeman energy, and the other by a fully classical treatment of the reflection process, and
- there is a strong case for retaining all three models, and using Bayesian statistics to compare them in the light of experimental data, rather than discarding all but the most “first-principles” model.

Thank you for listening. I’ll show the slides of references gradually, while I field some questions.

## 7 Supplementary Mathematical Details

### 7.1 Amplitude Reflection Coefficient for an Electron Pure State, at a Single Step in Electric Potential and Magnetic Flux Density

The incident and transmitted electron waves are modelled (figure 2) as plane waves, allowing the well-defined wave-vector components  $p$  in the plane of the interface, and  $q_i$  perpendicular to the interface.  $p$  must be the same for all the waves, in order to satisfy the boundary condition of continuity of the wave-function at the interface. The amplitude reflection coefficient is [16]

$$r_{01} = \frac{q_0 - q_1}{q_0 + q_1}, \quad (12)$$

or, for a general interface,

$$r_{ij} = \frac{q_i - q_j}{q_i + q_j}. \quad (13)$$

Next, we need to build an expression for the energy of the electrons. There will be kinetic energy terms, which, in the non-relativistic limit, are

$$\frac{\hbar^2 p^2}{2m_e},$$

This actually failed to happen, except for the first four references: answering the questions kept me too busy to change over the slides. If you’re reading this document because you wanted to know about the references, you’re in luck. They’re here, and numbered in the same way as in the slides.

and

$$\frac{\hbar^2 q_i^2}{2m_e},$$

along with an electrostatic potential energy

$$-eV_i,$$

and a term due to the torque, on the electron magnetic moment, in a magnetic field [16]

$$\frac{e\hbar B_i \cos S_i}{2m_e},$$

where  $S_i$  is the angle between the electron spin and the magnetic flux density. The form of this last term assumes a well-defined energy for all values of  $S_i$ . Strictly, only certain  $S_i$  values are eigen-states of a Hamiltonian which includes a magnetic field; more about this later (section 5.) The total energy is

$$E = \frac{\hbar^2 p^2}{2m_e} + \frac{\hbar^2 q_i^2}{2m_e} - eV_i + \frac{e\hbar B_i \cos S_i}{2m_e}, \quad (14)$$

or, where  $p$  is expressed as a fraction  $\sin I$  of the total wave-number in the absence of any potential,  $I$  being an angle of incidence like that in figure 1,

$$E = E \sin^2 I + \frac{\hbar^2 q_i^2}{2m_e} - eV_i + \frac{e\hbar B_i \cos S_i}{2m_e} \quad (15)$$

$$\begin{aligned} \Rightarrow q_i &= \left( \frac{2m_e E \cos^2 I}{\hbar^2} \right)^{1/2} \left( 1 + \frac{eV_i}{E \cos^2 I} - \frac{e\hbar B_i \cos S_i}{2m_e E \cos^2 I} \right)^{1/2} \\ &= \left( \frac{2m_e E \cos^2 I}{\hbar^2} \right)^{1/2} (1 + x_i)^{1/2}, \end{aligned} \quad (16)$$

where  $x_i = y_i + z_i \cos S_i$ ,  $y_i = \frac{eV_i}{E \cos^2 I}$ , and  $z_i = -\frac{e\hbar B_i}{2m_e E \cos^2 I}$ .

We now use a binomial expansion [6] for the case where the potential energy terms are much smaller than the total electron energy, where the dimensionless numbers we've just devised are small. The magnetic term associated with the Weiss field in a ferromagnet is [15] a few tenths of an electron-volt, and the electrostatic contact potentials in the metals which we study will not be more than a few volts, whereas, in our experimental set-up, the incident electron energies range from a few hundred to a few thousand electron volts, so this approximation seems reasonable.

$$q_i = \left( \frac{2m_e E \cos^2 I}{\hbar^2} \right)^{1/2} \left( 1 + \frac{1}{2}x_i - \frac{1}{8}x_i^2 + O(x_i^3) \right). \quad (17)$$

The amplitude reflection coefficient is, therefore,

$$r_{ij} = \frac{1}{2} \left( \frac{1}{2}x_i - \frac{1}{2}x_j + \frac{1}{8}x_j^2 - \frac{1}{8}x_i^2 + O(\{x_i, x_j\}^3) \right) \left( 1 + \frac{1}{4}x_i + \frac{1}{4}x_j - \frac{1}{16}x_i^2 - \frac{1}{16}x_j^2 + O(\{x_i, x_j\}^3) \right)^{-1}$$

$$\begin{aligned}
&= \frac{1}{2} \left( \frac{1}{2}x_i - \frac{1}{2}x_j + \frac{1}{8}x_j^2 - \frac{1}{8}x_i^2 + O(\{x_i, x_j\}^3) \right) \left( 1 - \frac{1}{4}x_i - \frac{1}{4}x_j + \frac{1}{8}x_i^2 + \frac{1}{8}x_i x_j + \frac{1}{8}x_j^2 + O(\{x_i, x_j\}^3) \right) \\
&= \frac{1}{2} \left( \frac{1}{2}x_i - \frac{1}{2}x_j - \frac{1}{4}x_i^2 - \frac{1}{4}x_i x_j + \frac{1}{4}x_j^2 + O(\{x_i, x_j\}^3) \right) \\
&= \frac{1}{4}x_i - \frac{1}{4}x_j - \frac{1}{8}x_i^2 - \frac{1}{8}x_i x_j + \frac{1}{8}x_j^2 + O(\{x_i, x_j\}^3). \tag{18}
\end{aligned}$$

## 7.2 Reflection of an Unpolarized Beam from the Surface of a Bulk Magnetic Sample

An unpolarized incident electron beam is [10, 11] an incoherent superposition of pure states representing all directions of the incident spin. Each such direction can be represented by its spherical polar angle co-ordinates  $(\theta, \phi)$ . That is to say, the incident beam contains a flux of electrons

$$F_1 d\theta d\phi = A \sin \theta d\theta d\phi \tag{19}$$

with polarization direction between  $\theta$  and  $\theta + d\theta$ , and between  $\phi$  and  $\phi + d\phi$ . The flux of such electrons in the reflected beam will, therefore, be

$$F_2 d\theta d\phi = |r_{ij}|^2 F_1 d\theta d\phi. \tag{20}$$

The reflection from the surface of a bulk sample is to be modelled as a single reflection, of amplitude reflection coefficient  $r_{01}$ , in a situation where  $V_0$ ,  $B_0$ , and therefore  $x_0$ , are all zero. In this case,

$$r_{01} = -\frac{1}{4}x_1 + \frac{1}{8}x_1^2 + O(x_1^3), \tag{21}$$

and

$$|r_{01}|^2 = \frac{1}{16}x_1^2 - \frac{1}{16}x_1^3 + O(x_1^4), \tag{22}$$

assuming that  $r_{01}$  is real.

If the spherical polar representation  $(\theta_i, \phi_i)$  is used for the direction of the magnetic flux density in region  $i$ , then

$$\cos S_i = \sin \theta_i \cos \phi_i \sin \theta \cos \phi + \sin \theta_i \sin \phi_i \sin \theta \sin \phi + \cos \theta_i \cos \theta. \tag{23}$$

Therefore,

$$x_i = y_i + z_i(\sin \theta_i \cos \phi_i \sin \theta \cos \phi + \sin \theta_i \sin \phi_i \sin \theta \sin \phi + \cos \theta_i \cos \theta). \tag{24}$$

The polarization of the pure state represented by  $(\theta, \phi)$ , in the Cartesian co-ordinate system associated with this spherical polar system, is

$$\mathbf{P}(\theta, \phi) = (\sin \theta \cos \phi, \sin \theta \sin \phi, \cos \theta), \tag{25}$$

and the average polarization of the reflected beam is

$$\begin{aligned}
\mathbf{P} &= \frac{\int_{\theta=0}^{\pi} \int_{\phi=0}^{2\pi} \mathbf{P}(\theta, \phi) F_2 d\theta d\phi}{\int_{\theta=0}^{\pi} \int_{\phi=0}^{2\pi} F_2 d\theta d\phi} \\
&= \frac{\int_{\theta=0}^{\pi} \int_{\phi=0}^{2\pi} (\sin \theta \cos \phi, \sin \theta \sin \phi, \cos \theta) |r_{01}|^2 F_1 d\theta d\phi}{\int_{\theta=0}^{\pi} \int_{\phi=0}^{2\pi} |r_{01}|^2 F_1 d\theta d\phi} \\
&= \frac{\int_{\theta=0}^{\pi} \int_{\phi=0}^{2\pi} (\sin \theta \cos \phi, \sin \theta \sin \phi, \cos \theta) \left( \frac{1}{16} x_1^2 - \frac{1}{16} x_1^3 + O(x_1^4) \right) \sin \theta d\theta d\phi}{\int_{\theta=0}^{\pi} \int_{\phi=0}^{2\pi} \left( \frac{1}{16} x_1^2 - \frac{1}{16} x_1^3 + O(x_1^4) \right) \sin \theta d\theta d\phi} \\
&= \frac{(I_2 - I_6, I_3 - I_7, I_4 - I_8) + O(\{y_1, z_1\}^4)}{I_1 - I_5 + O(\{y_1, z_1\}^4)}. \tag{26}
\end{aligned}$$

The crucial integrals are

$$\begin{aligned}
I_1 &= \int_{\theta=0}^{\pi} \int_{\phi=0}^{2\pi} x_1^2 \sin \theta d\theta d\phi \\
&= \int_{\theta=0}^{\pi} \int_{\phi=0}^{2\pi} (y_1 + z_1 (\sin \theta_1 \cos \phi_1 \sin \theta \cos \phi + \sin \theta_1 \sin \phi_1 \sin \theta \sin \phi + \cos \theta_1 \cos \theta))^2 \sin \theta d\theta d\phi \\
&= \int_{\theta=0}^{\pi} \int_{\phi=0}^{2\pi} (y_1^2 \sin \theta \\
&\quad + 2y_1 z_1 (\sin \theta_1 \cos \phi_1 \sin^2 \theta \cos \phi + \sin \theta_1 \sin \phi_1 \sin^2 \theta \sin \phi + \cos \theta_1 \sin \theta \cos \theta) \\
&\quad + z_1^2 (\sin^2 \theta_1 \cos^2 \phi_1 \sin^3 \theta \cos^2 \phi + 2 \sin^2 \theta_1 \sin \phi_1 \cos \phi_1 \sin^3 \theta \sin \phi \cos \phi \\
&\quad + 2 \sin \theta_1 \cos \theta_1 \cos \phi_1 \sin^2 \theta \cos \theta \cos \phi + \sin^2 \theta_1 \sin^2 \phi_1 \sin^3 \theta \sin^2 \phi \\
&\quad + 2 \sin \theta_1 \cos \theta_1 \sin \phi_1 \sin^2 \theta \cos \theta \sin \phi + \cos^2 \theta_1 \sin \theta \cos^2 \theta)) d\theta d\phi \\
&= 4\pi y_1^2 + \frac{4\pi z_1^2}{3}, \tag{27}
\end{aligned}$$

$$\begin{aligned}
I_2 &= \int_{\theta=0}^{\pi} \int_{\phi=0}^{2\pi} x_1^2 \sin^2 \theta \cos \phi d\theta d\phi \\
&= \int_{\theta=0}^{\pi} \int_{\phi=0}^{2\pi} (y_1 + z_1 (\sin \theta_1 \cos \phi_1 \sin \theta \cos \phi + \sin \theta_1 \sin \phi_1 \sin \theta \sin \phi + \cos \theta_1 \cos \theta))^2 \sin^2 \theta \cos \phi d\theta d\phi \\
&= \int_{\theta=0}^{\pi} \int_{\phi=0}^{2\pi} (y_1^2 \sin^2 \theta \cos \phi \\
&\quad + 2y_1 z_1 (\sin \theta_1 \cos \phi_1 \sin^3 \theta \cos^2 \phi + \sin \theta_1 \sin \phi_1 \sin^3 \theta \sin \phi \cos \phi + \cos \theta_1 \sin^2 \theta \cos \theta \cos \phi) \\
&\quad + z_1^2 (\sin^2 \theta_1 \cos^2 \phi_1 \sin^4 \theta \cos^3 \phi + 2 \sin^2 \theta_1 \sin \phi_1 \cos \phi_1 \sin^4 \theta \sin \phi \cos^2 \phi \\
&\quad + 2 \sin \theta_1 \cos \theta_1 \cos \phi_1 \sin^3 \theta \cos \theta \cos^2 \phi + \sin^2 \theta_1 \sin^2 \phi_1 \sin^4 \theta \sin^2 \phi \cos \phi \\
&\quad + 2 \sin \theta_1 \cos \theta_1 \sin \phi_1 \sin^3 \theta \cos \theta \sin \phi \cos \phi + \cos^2 \theta_1 \sin^2 \theta \cos^2 \theta \cos \phi)) d\theta d\phi \\
&= \frac{8\pi y_1 z_1 \sin \theta_1 \cos \phi_1}{3}, \tag{28}
\end{aligned}$$

$$\begin{aligned}
I_3 &= \int_{\theta=0}^{\pi} \int_{\phi=0}^{2\pi} x_1^2 \sin^2 \theta \sin \phi d\theta d\phi \\
&= \int_{\theta=0}^{\pi} \int_{\phi=0}^{2\pi} (y_1 + z_1(\sin \theta_1 \cos \phi_1 \sin \theta \cos \phi + \sin \theta_1 \sin \phi_1 \sin \theta \sin \phi + \cos \theta_1 \cos \theta))^2 \sin^2 \theta \sin \phi d\theta d\phi \\
&= \int_{\theta=0}^{\pi} \int_{\phi=0}^{2\pi} (y_1^2 \sin^2 \theta \sin \phi \\
&\quad + 2y_1 z_1(\sin \theta_1 \cos \phi_1 \sin^3 \theta \sin \phi \cos \phi + \sin \theta_1 \sin \phi_1 \sin^3 \theta \sin^2 \phi + \cos \theta_1 \sin^2 \theta \cos \theta \sin \phi) \\
&\quad + z_1^2(\sin^2 \theta_1 \cos^2 \phi_1 \sin^4 \theta \sin \phi \cos^2 \phi + 2 \sin^2 \theta_1 \sin \phi_1 \cos \phi_1 \sin^4 \theta \sin^2 \phi \cos \phi \\
&\quad + 2 \sin \theta_1 \cos \theta_1 \cos \phi_1 \sin^3 \theta \cos \theta \sin \phi \cos \phi + \sin^2 \theta_1 \sin^2 \phi_1 \sin^4 \theta \sin^3 \phi \\
&\quad + 2 \sin \theta_1 \cos \theta_1 \sin \phi_1 \sin^3 \theta \cos \theta \sin^2 \phi + \cos^2 \theta_1 \sin^2 \theta \cos^2 \theta \sin \phi)) d\theta d\phi \\
&= \frac{8\pi y_1 z_1 \sin \theta_1 \sin \phi_1}{3}, \tag{29}
\end{aligned}$$

$$\begin{aligned}
I_4 &= \int_{\theta=0}^{\pi} \int_{\phi=0}^{2\pi} x_1^2 \sin \theta \cos \theta d\theta d\phi \\
&= \int_{\theta=0}^{\pi} \int_{\phi=0}^{2\pi} (y_1 + z_1(\sin \theta_1 \cos \phi_1 \sin \theta \cos \phi + \sin \theta_1 \sin \phi_1 \sin \theta \sin \phi + \cos \theta_1 \cos \theta))^2 \sin \theta \cos \theta d\theta d\phi \\
&= \int_{\theta=0}^{\pi} \int_{\phi=0}^{2\pi} (y_1^2 \sin \theta \cos \theta \\
&\quad + 2y_1 z_1(\sin \theta_1 \cos \phi_1 \sin^2 \theta \cos \theta \cos \phi + \sin \theta_1 \sin \phi_1 \sin^2 \theta \cos \theta \sin \phi + \cos \theta_1 \sin \theta \cos^2 \theta) \\
&\quad + z_1^2(\sin^2 \theta_1 \cos^2 \phi_1 \sin^3 \theta \cos \theta \cos^2 \phi + 2 \sin^2 \theta_1 \sin \phi_1 \cos \phi_1 \sin^3 \theta \cos \theta \sin \phi \cos \phi \\
&\quad + 2 \sin \theta_1 \cos \theta_1 \cos \phi_1 \sin^2 \theta \cos^2 \theta \cos \phi + \sin^2 \theta_1 \sin^2 \phi_1 \sin^3 \theta \cos \theta \sin^2 \phi \\
&\quad + 2 \sin \theta_1 \cos \theta_1 \sin \phi_1 \sin^2 \theta \cos^2 \theta \sin \phi + \cos^2 \theta_1 \sin \theta \cos^3 \theta)) d\theta d\phi \\
&= \frac{8\pi y_1 z_1 \cos \theta_1}{3}, \tag{30}
\end{aligned}$$

$$\begin{aligned}
I_5 &= \int_{\theta=0}^{\pi} \int_{\phi=0}^{2\pi} x_1^3 \sin \theta d\theta d\phi \\
&= \int_{\theta=0}^{\pi} \int_{\phi=0}^{2\pi} (y_1 + z_1(\sin \theta_1 \cos \phi_1 \sin \theta \cos \phi + \sin \theta_1 \sin \phi_1 \sin \theta \sin \phi + \cos \theta_1 \cos \theta))^3 \sin \theta d\theta d\phi \\
&= \int_{\theta=0}^{\pi} \int_{\phi=0}^{2\pi} (y_1^3 \sin \theta \\
&\quad + 3y_1^2 z_1(\sin \theta_1 \cos \phi_1 \sin^2 \theta \cos \phi + \sin \theta_1 \sin \phi_1 \sin^2 \theta \sin \phi + \cos \theta_1 \sin \theta \cos \theta) \\
&\quad + 3y_1 z_1^2(\sin^2 \theta_1 \cos^2 \phi_1 \sin^3 \theta \cos^2 \phi + 2 \sin^2 \theta_1 \sin \phi_1 \cos \phi_1 \sin^3 \theta \sin \phi \cos \phi \\
&\quad + 2 \sin \theta_1 \cos \theta_1 \cos \phi_1 \sin^2 \theta \cos \theta \cos \phi + \sin^2 \theta_1 \sin^2 \phi_1 \sin^3 \theta \sin^2 \phi \\
&\quad + 2 \sin \theta_1 \cos \theta_1 \sin \phi_1 \sin^2 \theta \cos \theta \sin \phi + \cos^2 \theta_1 \sin \theta \cos^2 \theta) \\
&\quad + z_1^3(\sin^3 \theta_1 \cos^3 \phi_1 \sin^4 \theta \cos^3 \phi + 3 \sin^3 \theta_1 \sin \phi_1 \cos^2 \phi_1 \sin^4 \theta \sin \phi \cos^2 \phi \\
&\quad + 3 \sin^2 \theta_1 \cos \theta_1 \cos^2 \phi_1 \sin^3 \theta \cos \theta \cos^2 \phi + 3 \sin^3 \theta_1 \sin^2 \phi_1 \cos \phi_1 \sin^4 \theta \sin^2 \phi \cos \phi)
\end{aligned}$$

$$\begin{aligned}
& +6 \sin^2 \theta_1 \cos \theta_1 \sin \phi_1 \cos \phi_1 \sin^3 \theta \cos \theta \sin \phi \cos \phi + 3 \sin \theta_1 \cos^2 \theta_1 \cos \phi_1 \sin^2 \theta \cos^2 \theta \cos \phi \\
& + \sin^3 \theta_1 \sin^3 \phi_1 \sin^4 \theta \sin^3 \phi + 3 \sin^2 \theta_1 \cos \theta_1 \sin^2 \phi_1 \sin^3 \theta \cos \theta \sin^2 \phi \\
& + 3 \sin \theta_1 \cos^2 \theta_1 \sin \phi_1 \sin^2 \theta \cos^2 \theta \sin \phi + \cos^3 \theta_1 \sin \theta \cos^3 \theta)) d\theta d\phi \\
= & 4\pi y_1 z_1^2, \tag{31}
\end{aligned}$$

$$\begin{aligned}
I_6 &= \int_{\theta=0}^{\pi} \int_{\phi=0}^{2\pi} x_1^3 \sin^2 \theta \cos \phi d\theta d\phi \\
&= \int_{\theta=0}^{\pi} \int_{\phi=0}^{2\pi} (y_1^3 \sin^2 \theta \cos \phi \\
&+ 3y_1^2 z_1 (\sin \theta_1 \cos \phi_1 \sin^3 \theta \cos^2 \phi + \sin \theta_1 \sin \phi_1 \sin^3 \theta \sin \phi \cos \phi + \cos \theta_1 \sin^2 \theta \cos \theta \cos \phi) \\
&+ 3y_1 z_1^2 (\sin^2 \theta_1 \cos^2 \phi_1 \sin^4 \theta \cos^3 \phi + 2 \sin^2 \theta_1 \sin \phi_1 \cos \phi_1 \sin^4 \theta \sin \phi \cos^2 \phi \\
&+ 2 \sin \theta_1 \cos \theta_1 \cos \phi_1 \sin^3 \theta \cos \theta \cos^2 \phi + \sin^2 \theta_1 \sin^2 \phi_1 \sin^4 \theta \sin^2 \phi \cos \phi \\
&+ 2 \sin \theta_1 \cos \theta_1 \sin \phi_1 \sin^3 \theta \cos \theta \sin \phi \cos \phi + \cos^2 \theta_1 \sin^2 \theta \cos^2 \theta \cos \phi) \\
&+ z_1^3 (\sin^3 \theta_1 \cos^3 \phi_1 \sin^5 \theta \cos^4 \phi + 3 \sin^3 \theta_1 \sin \phi_1 \cos^2 \phi_1 \sin^5 \theta \sin \phi \cos^3 \phi \\
&+ 3 \sin^2 \theta_1 \cos \theta_1 \cos^2 \phi_1 \sin^4 \theta \cos \theta \cos^3 \phi + 3 \sin^3 \theta_1 \sin^2 \phi_1 \cos \phi_1 \sin^5 \theta \sin^2 \phi \cos^2 \phi \\
&+ 6 \sin^2 \theta_1 \cos \theta_1 \sin \phi_1 \cos \phi_1 \sin^4 \theta \cos \theta \sin \phi \cos^2 \phi + 3 \sin \theta_1 \cos^2 \theta_1 \cos \phi_1 \sin^3 \theta \cos^2 \theta \cos^2 \phi \\
&+ \sin^3 \theta_1 \sin^3 \phi_1 \sin^5 \theta \sin^3 \phi \cos \phi + 3 \sin^2 \theta_1 \cos \theta_1 \sin^2 \phi_1 \sin^4 \theta \cos \theta \sin^2 \phi \cos \phi \\
&+ 3 \sin \theta_1 \cos^2 \theta_1 \sin \phi_1 \sin^3 \theta \cos^2 \theta \sin \phi \cos \phi + \cos^3 \theta_1 \sin^2 \theta \cos^3 \theta \cos \phi)) d\theta d\phi \\
&= \left( 4\pi y_1^2 z_1 + \frac{4\pi z_1^3}{5} \right) \sin \theta_1 \cos \phi_1, \tag{32}
\end{aligned}$$

$$\begin{aligned}
I_7 &= \int_{\theta=0}^{\pi} \int_{\phi=0}^{2\pi} x_1^3 \sin^2 \theta \sin \phi d\theta d\phi \\
&= \int_{\theta=0}^{\pi} \int_{\phi=0}^{2\pi} (y_1^3 \sin^2 \theta \sin \phi \\
&+ 3y_1^2 z_1 (\sin \theta_1 \cos \phi_1 \sin^3 \theta \sin \phi \cos \phi + \sin \theta_1 \sin \phi_1 \sin^3 \theta \sin^2 \phi + \cos \theta_1 \sin^2 \theta \cos \theta \sin \phi) \\
&+ 3y_1 z_1^2 (\sin^2 \theta_1 \cos^2 \phi_1 \sin^4 \theta \sin \phi \cos^2 \phi + 2 \sin^2 \theta_1 \sin \phi_1 \cos \phi_1 \sin^4 \theta \sin^2 \phi \cos \phi \\
&+ 2 \sin \theta_1 \cos \theta_1 \cos \phi_1 \sin^3 \theta \cos \theta \sin \phi \cos \phi + \sin^2 \theta_1 \sin^2 \phi_1 \sin^4 \theta \sin^3 \phi \\
&+ 2 \sin \theta_1 \cos \theta_1 \sin \phi_1 \sin^3 \theta \cos \theta \sin^2 \phi + \cos^2 \theta_1 \sin^2 \theta \cos^2 \theta \sin \phi) \\
&+ z_1^3 (\sin^3 \theta_1 \cos^3 \phi_1 \sin^5 \theta \sin \phi \cos^3 \phi + 3 \sin^3 \theta_1 \sin \phi_1 \cos^2 \phi_1 \sin^5 \theta \sin^2 \phi \cos^2 \phi \\
&+ 3 \sin^2 \theta_1 \cos \theta_1 \cos^2 \phi_1 \sin^4 \theta \cos \theta \sin \phi \cos^2 \phi + 3 \sin^3 \theta_1 \sin^2 \phi_1 \cos \phi_1 \sin^5 \theta \sin^3 \phi \cos \phi \\
&+ 6 \sin^2 \theta_1 \cos \theta_1 \sin \phi_1 \cos \phi_1 \sin^4 \theta \cos \theta \sin^2 \phi \cos \phi + 3 \sin \theta_1 \cos^2 \theta_1 \cos \phi_1 \sin^3 \theta \cos^2 \theta \sin \phi \cos \phi \\
&+ \sin^3 \theta_1 \sin^3 \phi_1 \sin^5 \theta \sin^4 \phi + 3 \sin^2 \theta_1 \cos \theta_1 \sin^2 \phi_1 \sin^4 \theta \cos \theta \sin^3 \phi \\
&+ 3 \sin \theta_1 \cos^2 \theta_1 \sin \phi_1 \sin^3 \theta \cos^2 \theta \sin^2 \phi + \cos^3 \theta_1 \sin^2 \theta \cos^3 \theta \sin \phi)) d\theta d\phi \\
&= \left( 4\pi y_1^2 z_1 + \frac{4\pi z_1^3}{5} \right) \sin \theta_1 \sin \phi_1, \tag{33}
\end{aligned}$$



and

$$\begin{aligned}
I_8 &= \int_{\theta=0}^{\pi} \int_{\phi=0}^{2\pi} x_1^3 \sin \theta \cos \theta d\theta d\phi \\
&= \int_{\theta=0}^{\pi} \int_{\phi=0}^{2\pi} (y_1^3 \sin \theta \cos \theta \\
&\quad + 3y_1^2 z_1 (\sin \theta_1 \cos \phi_1 \sin^2 \theta \cos \theta \cos \phi + \sin \theta_1 \sin \phi_1 \sin^2 \theta \cos \theta \sin \phi + \cos \theta_1 \sin \theta \cos^2 \theta) \\
&\quad + 3y_1 z_1^2 (\sin^2 \theta_1 \cos^2 \phi_1 \sin^3 \theta \cos \theta \cos^2 \phi + 2 \sin^2 \theta_1 \sin \phi_1 \cos \phi_1 \sin^3 \theta \cos \theta \sin \phi \cos \phi \\
&\quad + 2 \sin \theta_1 \cos \theta_1 \cos \phi_1 \sin^2 \theta \cos^2 \theta \cos \phi + \sin^2 \theta_1 \sin^2 \phi_1 \sin^3 \theta \cos \theta \sin^2 \phi \\
&\quad + 2 \sin \theta_1 \cos \theta_1 \sin \phi_1 \sin^2 \theta \cos^2 \theta \sin \phi + \cos^2 \theta_1 \sin \theta \cos^3 \theta) \\
&\quad + z_1^3 (\sin^3 \theta_1 \cos^3 \phi_1 \sin^4 \theta \cos \theta \cos^3 \phi + 3 \sin^3 \theta_1 \sin \phi_1 \cos^2 \phi_1 \sin^4 \theta \cos \theta \sin \phi \cos^2 \phi \\
&\quad + 3 \sin^2 \theta_1 \cos \theta_1 \cos^2 \phi_1 \sin^3 \theta \cos^2 \theta \cos^2 \phi + 3 \sin^3 \theta_1 \sin^2 \phi_1 \cos \phi_1 \sin^4 \theta \cos \theta \sin^2 \phi \cos \phi \\
&\quad + 6 \sin^2 \theta_1 \cos \theta_1 \sin \phi_1 \cos \phi_1 \sin^3 \theta \cos^2 \theta \sin \phi \cos \phi + 3 \sin \theta_1 \cos^2 \theta_1 \cos \phi_1 \sin^2 \theta \cos^3 \theta \cos \phi \\
&\quad + \sin^3 \theta_1 \sin^3 \phi_1 \sin^4 \theta \cos \theta \sin^3 \phi + 3 \sin^2 \theta_1 \cos \theta_1 \sin^2 \phi_1 \sin^3 \theta \cos^2 \theta \sin^2 \phi \\
&\quad + 3 \sin \theta_1 \cos^2 \theta_1 \sin \phi_1 \sin^2 \theta \cos^3 \theta \sin \phi + \cos^3 \theta_1 \sin \theta \cos^4 \theta) d\theta d\phi \\
&= \left( 4\pi y_1^2 z_1 + \frac{4\pi z_1^3}{5} \right) \cos \theta_1. \tag{34}
\end{aligned}$$

This gives a polarization

$$\begin{aligned}
\mathbf{P} &= \frac{(I_2 - I_6, I_3 - I_7, I_4 - I_8) + O(\{y_1, z_1\}^4)}{I_1 - I_5 + O(\{y_1, z_1\}^4)} \\
&= \frac{(10y_1 z_1 - 15y_1^2 z_1 - 3z_1^3)(\sin \theta_1 \cos \phi_1, \sin \theta_1 \sin \phi_1, \cos \theta_1) + O(\{y_1, z_1\}^4)}{15y_1^2 + 5z_1^2 - 15y_1 z_1^2 + O(\{y_1, z_1\}^4)} \\
&= \frac{(10y_1 z_1 - 15y_1^2 z_1 - 3z_1^3)\hat{\mathbf{B}}_1 + O(\{y_1, z_1\}^4)}{15y_1^2 + 5z_1^2} \left( 1 - \frac{5y_1 z_1^2}{3y_1^2 + z_1^2} + O(\{y_1, z_1\}^2) \right)^{-1} \\
&= \frac{2y_1 z_1 \hat{\mathbf{B}}_1}{3y_1^2 + z_1^2} + \frac{(36y_1^2 z_1^3 - 45y_1^4 z_1 - 3z_1^5)\hat{\mathbf{B}}_1}{45y_1^4 + 30y_1^2 z_1^2 + 5z_1^4} + O(\{y_1, z_1\}^2), \tag{35}
\end{aligned}$$

where  $\hat{\mathbf{B}}_1$  is a unit vector, in the direction of the magnetic flux density in region 1.

## A GNU Free Documentation License

Version 1.1, March 2000

Copyright © 2000 Free Software Foundation, Inc.  
59 Temple Place, Suite 330, Boston, MA 02111-1307 USA  
Everyone is permitted to copy and distribute verbatim copies of this license document, but changing it is not allowed.

## Preamble

The purpose of this License is to make a manual, textbook, or other written document “free” in the sense of freedom: to assure everyone the effective freedom to copy and redistribute it, with or without modifying it, either commercially or noncommercially. Secondly, this License preserves for the author and publisher a way to get credit for their work, while not being considered responsible for modifications made by others.

This License is a kind of “copyleft”, which means that derivative works of the document must themselves be free in the same sense. It complements the GNU General Public License, which is a copyleft license designed for free software.

We have designed this License in order to use it for manuals for free software, because free software needs free documentation: a free program should come with manuals providing the same freedoms that the software does. But this License is not limited to software manuals; it can be used for any textual work, regardless of subject matter or whether it is published as a printed book. We recommend this License principally for works whose purpose is instruction or reference.

### A.1 Applicability and Definitions

This License applies to any manual or other work that contains a notice placed by the copyright holder saying it can be distributed under the terms of this License. The “Document”, below, refers to any such manual or work. Any member of the public is a licensee, and is addressed as “you”.

A “Modified Version” of the Document means any work containing the Document or a portion of it, either copied verbatim, or with modifications and/or translated into another language.

A “Secondary Section” is a named appendix or a front-matter section of the Document that deals exclusively with the relationship of the publishers or authors of the Document to the Document’s overall subject (or to related matters) and contains nothing that could fall directly within that overall subject. (For example, if the Document is in part a textbook of mathematics, a Secondary Section may not explain any mathematics.) The relationship could be a matter of historical connection with the subject or with related matters, or of legal, commercial, philosophical, ethical or political position regarding them.

The “Invariant Sections” are certain Secondary Sections whose titles are designated, as being those of Invariant Sections, in the notice that says that the Document is released under this License.

The “Cover Texts” are certain short passages of text that are listed, as Front-Cover Texts or Back-Cover Texts, in the notice that says that the Document is released under this License.

A “Transparent” copy of the Document means a machine-readable copy, represented in a format whose specification is available to the general public, whose contents can be viewed and edited directly and straightforwardly with generic text editors or (for images composed of pixels) generic paint programs

or (for drawings) some widely available drawing editor, and that is suitable for input to text formatters or for automatic translation to a variety of formats suitable for input to text formatters. A copy made in an otherwise Transparent file format whose markup has been designed to thwart or discourage subsequent modification by readers is not Transparent. A copy that is not “Transparent” is called “Opaque”.

Examples of suitable formats for Transparent copies include plain ASCII without markup, Texinfo input format, L<sup>A</sup>T<sub>E</sub>X input format, SGML or XML using a publicly available DTD, and standard-conforming simple HTML designed for human modification. Opaque formats include PostScript, PDF, proprietary formats that can be read and edited only by proprietary word processors, SGML or XML for which the DTD and/or processing tools are not generally available, and the machine-generated HTML produced by some word processors for output purposes only.

The “Title Page” means, for a printed book, the title page itself, plus such following pages as are needed to hold, legibly, the material this License requires to appear in the title page. For works in formats which do not have any title page as such, “Title Page” means the text near the most prominent appearance of the work’s title, preceding the beginning of the body of the text.

## **A.2 Verbatim Copying**

You may copy and distribute the Document in any medium, either commercially or noncommercially, provided that this License, the copyright notices, and the license notice saying this License applies to the Document are reproduced in all copies, and that you add no other conditions whatsoever to those of this License. You may not use technical measures to obstruct or control the reading or further copying of the copies you make or distribute. However, you may accept compensation in exchange for copies. If you distribute a large enough number of copies you must also follow the conditions in section 3.

You may also lend copies, under the same conditions stated above, and you may publicly display copies.

## **A.3 Copying in Quantity**

If you publish printed copies of the Document numbering more than 100, and the Document’s license notice requires Cover Texts, you must enclose the copies in covers that carry, clearly and legibly, all these Cover Texts: Front-Cover Texts on the front cover, and Back-Cover Texts on the back cover. Both covers must also clearly and legibly identify you as the publisher of these copies. The front cover must present the full title with all words of the title equally prominent and visible. You may add other material on the covers in addition. Copying with changes limited to the covers, as long as they preserve the title of the Document and satisfy these conditions, can be treated as verbatim copying in other respects.

If the required texts for either cover are too voluminous to fit legibly, you should put the first ones listed (as many as fit reasonably) on the actual cover, and continue the rest onto adjacent pages.

If you publish or distribute Opaque copies of the Document numbering more than 100, you must either include a machine-readable Transparent copy along with each Opaque copy, or state in or with each Opaque copy a publicly-accessible computer-network location containing a complete Transparent copy of the Document, free of added material, which the general network-using public has access to download anonymously at no charge using public-standard network protocols. If you use the latter option, you must take reasonably prudent steps, when you begin distribution of Opaque copies in quantity, to ensure that this Transparent copy will remain thus accessible at the stated location until at least one year after the last time you distribute an Opaque copy (directly or through your agents or retailers) of that edition to the public.

It is requested, but not required, that you contact the authors of the Document well before redistributing any large number of copies, to give them a chance to provide you with an updated version of the Document.

## A.4 Modifications

You may copy and distribute a Modified Version of the Document under the conditions of sections 2 and 3 above, provided that you release the Modified Version under precisely this License, with the Modified Version filling the role of the Document, thus licensing distribution and modification of the Modified Version to whoever possesses a copy of it. In addition, you must do these things in the Modified Version:

- Use in the Title Page (and on the covers, if any) a title distinct from that of the Document, and from those of previous versions (which should, if there were any, be listed in the History section of the Document). You may use the same title as a previous version if the original publisher of that version gives permission.
- List on the Title Page, as authors, one or more persons or entities responsible for authorship of the modifications in the Modified Version, together with at least five of the principal authors of the Document (all of its principal authors, if it has less than five).
- State on the Title page the name of the publisher of the Modified Version, as the publisher.
- Preserve all the copyright notices of the Document.
- Add an appropriate copyright notice for your modifications adjacent to the other copyright notices.
- Include, immediately after the copyright notices, a license notice giving the public permission to use the Modified Version under the terms of this License, in the form shown in the Addendum below.

- Preserve in that license notice the full lists of Invariant Sections and required Cover Texts given in the Document’s license notice.
- Include an unaltered copy of this License.
- Preserve the section entitled “History”, and its title, and add to it an item stating at least the title, year, new authors, and publisher of the Modified Version as given on the Title Page. If there is no section entitled “History” in the Document, create one stating the title, year, authors, and publisher of the Document as given on its Title Page, then add an item describing the Modified Version as stated in the previous sentence.
- Preserve the network location, if any, given in the Document for public access to a Transparent copy of the Document, and likewise the network locations given in the Document for previous versions it was based on. These may be placed in the “History” section. You may omit a network location for a work that was published at least four years before the Document itself, or if the original publisher of the version it refers to gives permission.
- In any section entitled “Acknowledgements” or “Dedications”, preserve the section’s title, and preserve in the section all the substance and tone of each of the contributor acknowledgements and/or dedications given therein.
- Preserve all the Invariant Sections of the Document, unaltered in their text and in their titles. Section numbers or the equivalent are not considered part of the section titles.
- Delete any section entitled “Endorsements”. Such a section may not be included in the Modified Version.
- Do not retitle any existing section as “Endorsements” or to conflict in title with any Invariant Section.

If the Modified Version includes new front-matter sections or appendices that qualify as Secondary Sections and contain no material copied from the Document, you may at your option designate some or all of these sections as invariant. To do this, add their titles to the list of Invariant Sections in the Modified Version’s license notice. These titles must be distinct from any other section titles.

You may add a section entitled “Endorsements”, provided it contains nothing but endorsements of your Modified Version by various parties – for example, statements of peer review or that the text has been approved by an organization as the authoritative definition of a standard.

You may add a passage of up to five words as a Front-Cover Text, and a passage of up to 25 words as a Back-Cover Text, to the end of the list of Cover Texts in the Modified Version. Only one passage of Front-Cover Text and one

of Back-Cover Text may be added by (or through arrangements made by) any one entity. If the Document already includes a cover text for the same cover, previously added by you or by arrangement made by the same entity you are acting on behalf of, you may not add another; but you may replace the old one, on explicit permission from the previous publisher that added the old one.

The author(s) and publisher(s) of the Document do not by this License give permission to use their names for publicity for or to assert or imply endorsement of any Modified Version.

## **A.5 Combining Documents**

You may combine the Document with other documents released under this License, under the terms defined in section 4 above for modified versions, provided that you include in the combination all of the Invariant Sections of all of the original documents, unmodified, and list them all as Invariant Sections of your combined work in its license notice.

The combined work need only contain one copy of this License, and multiple identical Invariant Sections may be replaced with a single copy. If there are multiple Invariant Sections with the same name but different contents, make the title of each such section unique by adding at the end of it, in parentheses, the name of the original author or publisher of that section if known, or else a unique number. Make the same adjustment to the section titles in the list of Invariant Sections in the license notice of the combined work.

In the combination, you must combine any sections entitled “History” in the various original documents, forming one section entitled “History”; likewise combine any sections entitled “Acknowledgements”, and any sections entitled “Dedications”. You must delete all sections entitled “Endorsements.”

## **A.6 Collections of Documents**

You may make a collection consisting of the Document and other documents released under this License, and replace the individual copies of this License in the various documents with a single copy that is included in the collection, provided that you follow the rules of this License for verbatim copying of each of the documents in all other respects.

You may extract a single document from such a collection, and distribute it individually under this License, provided you insert a copy of this License into the extracted document, and follow this License in all other respects regarding verbatim copying of that document.

## **A.7 Aggregation With Independent Works**

A compilation of the Document or its derivatives with other separate and independent documents or works, in or on a volume of a storage or distribution medium, does not as a whole count as a Modified Version of the Document,

provided no compilation copyright is claimed for the compilation. Such a compilation is called an “aggregate”, and this License does not apply to the other self-contained works thus compiled with the Document, on account of their being thus compiled, if they are not themselves derivative works of the Document.

If the Cover Text requirement of section 3 is applicable to these copies of the Document, then if the Document is less than one quarter of the entire aggregate, the Document’s Cover Texts may be placed on covers that surround only the Document within the aggregate. Otherwise they must appear on covers around the whole aggregate.

## **A.8 Translation**

Translation is considered a kind of modification, so you may distribute translations of the Document under the terms of section 4. Replacing Invariant Sections with translations requires special permission from their copyright holders, but you may include translations of some or all Invariant Sections in addition to the original versions of these Invariant Sections. You may include a translation of this License provided that you also include the original English version of this License. In case of a disagreement between the translation and the original English version of this License, the original English version will prevail.

## **A.9 Termination**

You may not copy, modify, sublicense, or distribute the Document except as expressly provided for under this License. Any other attempt to copy, modify, sublicense or distribute the Document is void, and will automatically terminate your rights under this License. However, parties who have received copies, or rights, from you under this License will not have their licenses terminated so long as such parties remain in full compliance.

## **A.10 Future Revisions of This License**

The Free Software Foundation may publish new, revised versions of the GNU Free Documentation License from time to time. Such new versions will be similar in spirit to the present version, but may differ in detail to address new problems or concerns. See <http://www.gnu.org/copyleft/>.

Each version of the License is given a distinguishing version number. If the Document specifies that a particular numbered version of this License “or any later version” applies to it, you have the option of following the terms and conditions either of that specified version or of any later version that has been published (not as a draft) by the Free Software Foundation. If the Document does not specify a version number of this License, you may choose any version ever published (not as a draft) by the Free Software Foundation.

## ADDENDUM: How to use this License for your documents

To use this License in a document you have written, include a copy of the License in the document and put the following copyright and license notices just after the title page:

Copyright © YEAR YOUR NAME. Permission is granted to copy, distribute and/or modify this document under the terms of the GNU Free Documentation License, Version 1.1 or any later version published by the Free Software Foundation; with the Invariant Sections being LIST THEIR TITLES, with the Front-Cover Texts being LIST, and with the Back-Cover Texts being LIST. A copy of the license is included in the section entitled “GNU Free Documentation License”.

If you have no Invariant Sections, write “with no Invariant Sections” instead of saying which ones are invariant. If you have no Front-Cover Texts, write “no Front-Cover Texts” instead of “Front-Cover Texts being LIST”; likewise for Back-Cover Texts.

If your document contains nontrivial examples of program code, we recommend releasing these examples in parallel under your choice of free software license, such as the GNU General Public License, to permit their use in free software.

## References

- [1] P. W. Anderson. More is different: Broken symmetry and the nature of the hierarchical structure of science. *Science*, 177(4047):393–396, Aug. 1972.
- [2] S. J. Blundell and J. A. C. Bland. Polarized neutron reflection as a probe of magnetic-films and multilayers. *Phys. Rev. B*, 46(6):3391–3400, Aug. 1992.
- [3] S. J. Blundell and J. A. C. Bland. Polarised neutron reflection as a probe of in-plane magnetisation vector rotation in magnetic multilayers. *J. Magn. Mater.*, 121:185–188, 1993.
- [4] C. G. Darwin. On the diffraction of the magnetic electron. *P. Roy. Soc. Lond. A Mat.*, 120:631–642, 1928.
- [5] F. B. Dunning. Mott electron polarimetry. *Nucl. Instrum. Meth. A*, 347(1–3):152–160, Aug. 1994.
- [6] F. G. Gallagher and J. R. Shakeshaft. Mathematical formulae: A handbook with table of physical constants. On sale at the Cavendish Stores, Cavendish Laboratory, University of Cambridge, Madingley Road, Cambridge, UK. CB3 0HE. Version 1.4.
- [7] T. J. Gay and F. B. Dunning. Mott electron polarimetry. *Rev. Sci. Instrum.*, 63(2):1635–1651, Feb. 1992.



- [8] D. C. Hatton. A Bayesian perspective on recent epistemological developments. World-Wide Web page, 2002. In preparation. URL: [http://www.bib.hatton.btinternet.co.uk/dan/Mathematics/A\\_Bayesian\\_Perspective\\_on\\_Recent\\_Epistemological\\_Developments/](http://www.bib.hatton.btinternet.co.uk/dan/Mathematics/A_Bayesian_Perspective_on_Recent_Epistemological_Developments/).
- [9] L. A. Hodge, T. J. Moravec, F. B. Dunning, and G. K. Walters. Mott electron spin polarization analysis system of novel design. *Rev. Sci. Instrum.*, 50:5–8, 1979.
- [10] J. Kessler. *Polarized Electrons*. Texts and Monographs in Physics. Springer-Verlag, Berlin, 1976.
- [11] J. Kessler. *Polarized Electrons*. Springer Series on Atoms and Plasmas. Springer-Verlag, Berlin, 2nd edition, 1985.
- [12] D. M. Lind, F. B. Dunning, G. K. Walters, and H. L. Davis. Surface-structural analysis by use of spin-polarized low-energy electron diffraction: An investigation of the *Cu*(100) surface. *Phys. Rev. B*, 35(17):9037–9044, June 1987.
- [13] D. M. Lind, K. D. Jamison, F. B. Dunning, G. K. Walters, and H. L. Davis. An experimental/theoretical comparison of spin-polarized low energy electron diffraction from the *Cu*(100) surface. *J. Vac. Sci. Technol. A*, 4(3):1271–1273, May–June 1986.
- [14] D. J. C. MacKay. *Bayesian Methods for Adaptive Models*. PhD thesis, California Institute of Technology, Computation and Neural Systems, 1992. URL: <http://www.inference.phy.cam.ac.uk/mackay/PhD.html>.
- [15] V. L. Moruzzi, J. F. Janak, and A. R. Williams. *Calculated Electronic Properties of Metals*. Pergamon, New York, 1978. Cited in [17].
- [16] A. I. M. Rae. *Quantum Mechanics*. Institute of Physics Publishing, Bristol, 3rd edition, 1992.
- [17] W. Weber, D. Oberli, S. Riesen, and H. C. Siegmann. The electron analogue to the Faraday rotation. *New J. Phys.*, 1:9, May 1999. URL: <http://stacks.iop.org/NJP/1/9/>.