

The controversial piston in the thermodynamic limit

Christian Gruber and Séverine Pache

Institut de Physique Théorique, Ecole Polytechnique Fédérale de Lausanne, CH-1015 Lausanne, Switzerland

29th October 2018

Abstract

We consider the evolution of a system composed of N non-interacting point particles of mass m in a container divided in two regions by a movable adiabatic wall (adiabatic piston). In this talk we discuss the thermodynamic limit where the area A of the container, the number N of particles, and the mass M of the piston go to infinity keeping $\frac{A}{M}$ and $\frac{N}{M}$ fixed. We show that in this limit the motion of the piston is deterministic. Introducing simplifying assumptions we discuss the approach to equilibrium and we illustrate the results with numerical simulations. The comparison with the case of a system with finite (A, N, M) will be presented.

PACS: 05.20 Dd; 05.40.+j; 05.70.Ln; 02.50.+s

Keywords: Liouville equation, adiabatic, piston, mechanical equilibrium, thermal equilibrium, damping.

1 Introduction

The "adiabatic piston" is a well known problem in thermodynamics. Two gases enclosed in a cylinder are separated by an adiabatic movable piston. Initially the piston is at rest at the position X_0 and the two gases on the left ($-$) and on the right ($+$) of the piston are in thermal equilibrium with pressure p^\pm and temperature T^\pm . At time $t = 0$ the piston is let free to move and the problem is to find the final equilibrium state, *i.e.* the position X_f of the piston and the state (p_f^\pm, T_f^\pm) of the two gases (*fig.1.a*).

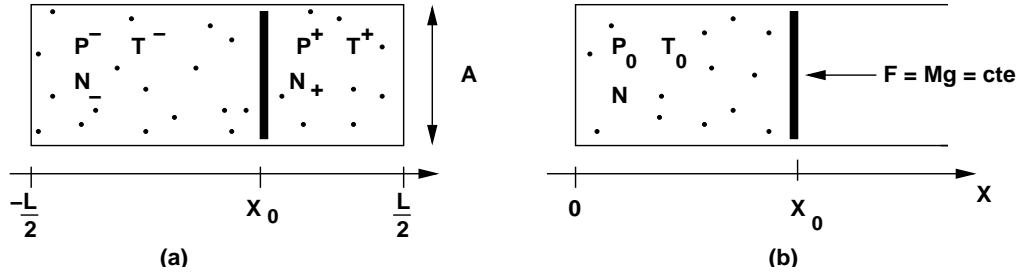


figure 1: (a) The adiabatic piston, (b) The simple piston

Experimentally the "adiabatic piston" has been used before 1940 [1], to measure the ratio $\gamma = \frac{c_p}{c_v}$ of gases. From 1929 until today this ratio has been measured [2] by observing the damped "harmonic" motion of a simple piston under a constant external force (*fig.1.b*). The main result of the recent experiments is that one should distinguish between two regimes, corresponding to weak and strong damping with very different properties, *e.g.*

- for weak damping the frequency of oscillations is close to the values computed assuming adiabatic oscillations.
- for strong damping, and small enough amplitudes, the frequency correspond to isothermal oscillations.

Since 1963 the adiabatic piston became a controversial conceptual problem because it led to the conclusion that the two laws of thermostatistics are not sufficient to yield the final state [3]. In fact one is forced to solve the equations obtained from thermodynamics to find the final state [4]. In 1998 we started to investigate this problem using a very simple microscopical model [5 – 8]. The system consists of N point particles of mass m in a cylinder of length L and cross section A . The cylinder is divided into two compartments, containing respectively N_- and N_+ particles ($N = N_- + N_+$), by an "adiabatic piston" of mass $M \gg m$ orthogonal to the x -axis, *i.e.* a wall with no internal degrees of freedom (*fig.1.a*). Initially the piston is fixed and the two gases are in thermal equilibrium. At time $t = 0$ the piston is released and moves without friction, along the x -axis under the collisions with the gas particles. It is assumed that the gas particles move with

constant velocity, except for purely elastic collisions on the boundaries of the cylinder and on the piston. The system is isolated and thus the energy E is conserved.

Since the components of the particles velocities perpendicular to the piston play no role in the dynamic of the piston we assume that all the particles have velocities parallel to the x -axis and all distribution functions are independent of the transverse coordinates. Therefore if v and V denote the velocities of a particle and the piston before a collision, then under the collision

$$v \rightarrow v' = 2V - v + \alpha(v - V) \quad V \rightarrow V' = V + \alpha(v - V) \quad (1)$$

$$\text{where} \quad \alpha = \frac{2m}{M + m} \quad (2)$$

2 Numerical Results

A systematic study of the time evolution of this model using numerical simulations have led to the conclusion that the evolution of the piston proceed essentially in two stages with totally different properties and time scales [5 – 8].

1. In a first stage characterised by a time scale of order $\tau_1 = L \sqrt{\frac{M}{E_0}}$ the evolution $X(t)$ of the piston has the following properties (*fig.2*)

(a) It is deterministic

(b) Let $R_{\pm} = m \frac{N_{\pm}}{M}$. For fixed R_{\pm} , the evolution is independant of M for M large enough (*e.g.* $M > 10^4 m$). Moreover

- if $R_{\pm} < 4$, the damping is weak. The frequency of oscillations and the damping coefficient increase with R_{\pm} .
- if $R_{\pm} > 10$, the damping is strong. The evolution is independant of N_{\pm} and M .

(c) The system evolves adiabatically (*i.e.* without heat transfer through the piston) toward a state of "mechanical equilibrium", where the pressure are equal $p^+ = p^- = p_f$, but the temperature different. In particular the temperature of the gas increases under compression.

2. In a second stage, characterised by a time scale of order $\tau_2 = \frac{M}{m} \tau_1$, which is very large if one considers realistic numbers, the evolution $X(t)$ is characterised by (*fig.3*)

(a) It is stochastic, with pressures p^{\pm} fluctuating around p_f .

(b) It depends strongly on M , but not on N_{\pm} . More precisely the following scaling relation is observed $X_M(t) = X(t/M)$ where $X(t)$ is independant of M and N_{\pm} .

(c) The system evolves with transfer of heat through the piston toward a state of "thermal equilibrium" where $p^+ = p^-$ and $T^+ = T^-$.

In particular in this stage the temperature of the gas decreases under compression.

Let us remark that some time after "mechanical" or "thermal" equilibrium is reached, the piston starts oscillations which then disappear in time (*fig.2*). These oscillations reflect the fact that the velocity distributions of the gases are not maxwellian and they will be responsible for the approach to thermalisation with maxwellian distribution of velocities (see also [10] where similar results have been obtained).

3 Thermodynamic limit

Although the second stage is qualitatively understood and rather well described by Boltzmann Equation [8] (see *fig3.b*), the same is not true for the first stage. To gain insight into truly adiabatic evolution, one can either study the simple piston (*fig.1.b*) where no heat is involved [9], or consider the adiabatic piston in the thermodynamic limit [7] where $A \rightarrow \infty$, $N_{\pm} \rightarrow \infty$, $M \rightarrow \infty$ with fixed values for

$$L, R_{\pm} = m \frac{N_{\pm}}{M}, \text{ and } \gamma = 2m \frac{A}{M + m} \quad (3)$$

In this section we shall presents this second approach to the study of adiabatic evolution. Let us first consider a finite system, *i.e.* A, N_{\pm}, M are all finite. We start from the Liouville Equation on the complete phase space for N particles and the piston, with the dynamics defined by the elastic collisions (on the boundaries of the cylinder and the piston). Integrating Liouville equations over all variables except one we obtain the equations for the one-particle distributions of the left and right particles $\rho^{\pm}(x, v; t)$ and of the piston $\Psi(X, V; t)$. It involves the two-particle distribution function $\rho_{\pm, p}(x, v; X, V; t)$ for one particle and the piston:

$$(\partial_t + v\partial_x)\rho^-(x, v; t) = \delta(x + L/2)v\rho^-(x, v; t) + I^- \quad (4)$$

$$(\partial_t + v\partial_x)\rho^+(x, v; t) = -\delta(x - L/2)v\rho^+(x, v; t) + I^+ \quad (5)$$

$$\partial_t\phi(V; t) = I \quad (6)$$

where
$$\phi(V; t) = \int_{-\infty}^{+\infty} dX \Psi(X, V; t) \quad (7)$$

$$I^-(x, v; t) = \int_v^{+\infty} dV (V - v)\rho_{-, p}(x, v'; x, V'; t) - \int_{-\infty}^v dV (v - V)\rho_{-, p}(x, v; x, V; t)$$

$$I^+(x, v; t) = \int_{-\infty}^v dV (v - V)\rho_{+, p}(x, v'; x, V'; t) - \int_v^{+\infty} dV (V - v)\rho_{+, p}(x, v; x, V; t)$$

$$I(V; t) = A \left\{ \int_{-\infty}^V dv (V - v)[\rho_{surf}^-(v', V'; t) - \rho_{surf}^+(v, V; t)] \right. \\ \left. + \int_V^{+\infty} dv (v - V)[\rho_{surf}^+(v', V'; t) - \rho_{surf}^+(v, V; t)] \right\}$$

and
$$\rho_{surf}^{\pm}(v; V; t) = \int_{-\infty}^{+\infty} dx \rho_{\pm, p}(x, v; x, V; t). \quad (8)$$

In the thermodynamic limit $\alpha = \frac{2m}{M+m}$ is zero, and Eq.6 can be written as

$$\partial_t\phi(V; t) = -\gamma \frac{\partial}{\partial V} \left\{ \int_V^{+\infty} dv (v - V)^2 \rho_{surf}^-(v, V; t) - \int_{-\infty}^V dv (v - V)^2 \rho_{surf}^+(v, V; t) \right\}. \quad (9)$$

With the initial conditions we have considered one can show that the solution is

$$\Psi(X, V; t) = \delta(X - X(t)) \delta(V - V(t)) \quad (10)$$

where
$$\begin{cases} \frac{d}{dt}X = V \\ \frac{d}{dt}V = 2m \frac{A}{M} [F_2^-(V; t) - F_2^+(V; t)] \end{cases} \quad (11)$$

$$F_2^-(V; t) = \int_V^{+\infty} dv (v - V)^2 \rho_{surf}^-(v; t) \quad F_2^+(V; t) = \int_{-\infty}^V dv (v - V)^2 \rho_{surf}^+(v; t)$$

$$\rho_{\pm, p}(x, v; X, V; t) = \rho^{\pm}(x, v; t) \Psi(X, V; t) \quad (12)$$

$$\rho_{surf}^{\pm}(v; V; t) = \rho^{\pm}(X(t), v; t) \delta(V - V(t)) = \rho_{surf}^{\pm}(v; t) \delta(V - V(t)) \quad (13)$$

In conclusion in the thermodynamic limit $M \rightarrow \infty$, the evolution of the piston is deterministic given by the coupled equations 4 – 5, 10 – 16. Eq.13 can be written in the form

$$\frac{d}{dt}V = \frac{A}{M} (p^- - p^+) - (\lambda^+(V) + \lambda^-(V)) V \quad (14)$$

where p^\pm represent the pressure exerted by the particles which are going to hit the piston and $\lambda^\pm(V)$ are strictly positive functions which represent the friction coefficients:

$$p^+ - p^- = 2m \int_0^\infty dv \rho_{surf}^+(v; t) v^2 - 2m \int_{-\infty}^0 dv \rho_{surf}^-(v; t) v^2 \quad (15)$$

and

$$\lambda^\pm(V) = \pm \frac{2}{V} m \frac{A}{M} [F_2^\pm(V) - F_2^\pm(0)] \quad (16)$$

Similary introducing the energy per unit area of the left/right compartment,

$$e^\pm(t) = \int_{-\infty}^{+\infty} dv \rho^\pm(v; t) \frac{1}{2} m v^2, \quad \rho^\pm(v; t) = \int dx \rho^\pm(x, v; t)$$

we obtain

$$\frac{d}{dt} e^\pm = \pm 2m F_2^\pm(V) V$$

which shows that the change in the energy of the gases is entirely due to the work done by the piston: the evolution is therefore adiabatic in the thermodynamic limit.

4 Infinite cylinder ($L = \infty$) and thermodynamic limit ($M = \infty$)

If the cylinder is infinite and if the initial conditions are such that $|p^- - p^+|$ is sufficiently small, we can expect that the recollisions of particles on the piston will be negligible. In that case the functions $F_2^\pm(V)$ will be independant of t . Therefore the piston will evolve monotonically to the stationary state with constant velocity \bar{V} solution of

$$\int_{\bar{V}}^{+\infty} dv \rho^-(v) (v - \bar{V})^2 = \int_{-\infty}^{\bar{V}} dv \rho^+(v) (v - \bar{V})^2 \quad (17)$$

and the approach to the stationnary state is exponentially fast with time constant $\tau_0 = \frac{1}{\lambda}$, where $\lambda \cong \lambda^+(V = 0) + \lambda^-(V = 0)$. Moreover the stationnary velocity does depend on the value $\frac{M}{A}$, and the time necessary to reach this stationnary state is proportionnal to $(m \frac{N}{M})^{-1}$.

5 Thermodynamic limit for the piston ($M = \infty$), but cylinder with finite length ($L < \infty$)

In this section, to simplify the notation, we take $N_+ = N_- = \bar{N}$ and $R = m \frac{\bar{N}}{M}$. In the case of a finite cylinder, recollisions of particles on the piston imply that $\rho_{surf}^\pm(v; t)$ depend explicitly on time and we have thus to study the complete set of coupled equations.

We remark first that if the friction coefficient λ is sufficiently large the piston will reach almost immediately the constant velocity \bar{V} given by (20) and this uniform motion should proceeed until the induced "shock wave" reaches the boundary. This expected result is well confirmed by the numerical simulations for $R = m \frac{\bar{N}}{M}$ larger than 4 (*fig.2a*) .

Since we can not solve the complete set of coupled equations we restrict ourselves to a qualitative discussion. If $p^+ = p^-$ then $X(t) = X_0$ (recall that ($M = \infty$)). Therefore if the initial conditions are such that $|p^+ - p^-|$ is small, we expect that $|X(t) - X_0| \ll 1$ and we introduce the following assumption

$$\begin{aligned} \rho_{surf}^-(t) &\cong \left(\frac{N_-}{A}\right) \frac{1}{X(t)} = \rho^-(t); & \rho_{surf}^+(t) &\cong \left(\frac{N_+}{A}\right) \frac{1}{L - X(t)} = \rho^+(t) \\ p^-(t) &\cong 2e^-(t) \frac{1}{X(t)} = \rho^-(t) k_B T^-(t); & p^+(t) &\cong 2e^+(t) \frac{1}{L - X(t)} = \rho^+(t) k_B T^+(t) \end{aligned}$$

Moreover since $|V|$ is small we replace the friction coefficients $\lambda^\pm(V)$ by $\lambda^\pm(0)$ computed from maxwellian distributions, *i.e.*

$$\lambda^\pm = \frac{A}{M} \sqrt{\frac{8}{\pi} k_B m \rho^\pm \sqrt{T^\pm}} \quad (18)$$

With these approximations we have two constants of the motion

$$T^- + T^+ + \frac{2}{k_B R} V^2 = 2T_0 \quad (19)$$

$$\sqrt{T^-} X - \sqrt{T^+} (L - X) = C. \quad (20)$$

We can thus find the equilibrium point, which is independant of \bar{N} and M :

$$\begin{cases} \sqrt{X_f^3} - \sqrt{(L - X_f)^3} = \sqrt{\frac{L}{2T_0}} C \\ T_f^- = 2T_0 \frac{X_f}{L} \\ T_f^+ = 2T_0 (1 - \frac{X_f}{L}) \end{cases} \quad (21)$$

Finally linearising the equations around the equilibrium point yield

$$\ddot{x} = -w_0^2 x - \lambda \dot{x} \quad (22)$$

$$w_0^2 = 6R \frac{k_B T_0}{X_f (L - X_f)} \quad (23)$$

$$\lambda = \sqrt{\frac{8}{3}} \frac{R}{\pi} \left[\sqrt{\frac{X_f}{L}} + \sqrt{1 - \frac{X_f}{L}} \right] w_0 \quad (24)$$

The evolution is thus weakly damped if

$$R < R_{max} = \frac{3\pi}{2} \left[\sqrt{\frac{X_f}{L}} + \sqrt{1 - \frac{X_f}{L}} \right] \quad (25)$$

with period $\tau = \frac{2\pi}{w_0} \frac{1}{\sqrt{1 - \frac{R}{R_{max}}}}$

It is interesting to remark that w_0 coincide with the frequency for adiabatic oscillations [2]

6 Conclusions

Numerical simulations have shown that strictly adiabatic evolution can be obtained only in the thermodynamic limit for the piston. The study of a simple microscopical model has shown that in this limit the evolution of the piston is deterministic, characterised by two regimes, weak and strong damping depending on whether $R = \frac{M_{gas}}{M}$ is small or large. For weak damping the frequency of oscillations coincide with the values obtained in numerical simulations. However the predicted value for damping is larger than the simulations by several orders of magnitude. For strong damping the initial uniform motion coincide with the simulation with the correct value for the friction coefficient.

Using simplifying assumptions we obtained equations for the final equilibrium state in agreement with the numerical simulations; moreover one can show that the entropy of both gases increase in time, in agreement with the second law for adiabatic evolution.

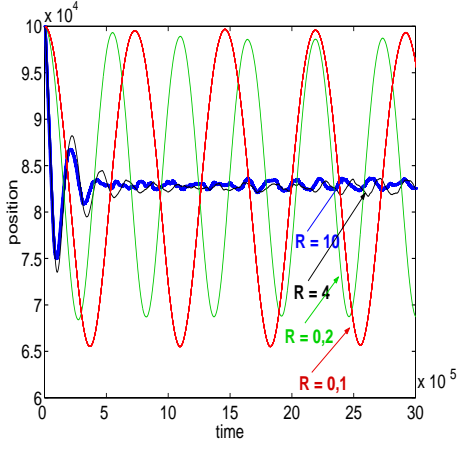
Finally it should be stressed that the adiabatic evolution that we have discussed is strictly hamiltonian, however in all cases we obtain a damping mechanism. This damping mechanism is still not well understood and the question of whether one can predict the final equilibrium state from fundamental principles remain an open problem.

Acknowledgment

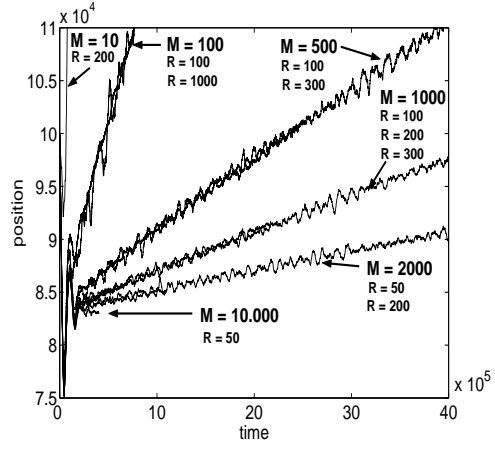
This paper is dedicated to H. Eugene Stanley in honor of his 60th birthday. We are grateful to the "Fonds National Suisse de la Recherche Scientifique" for his financial support of this project.

References

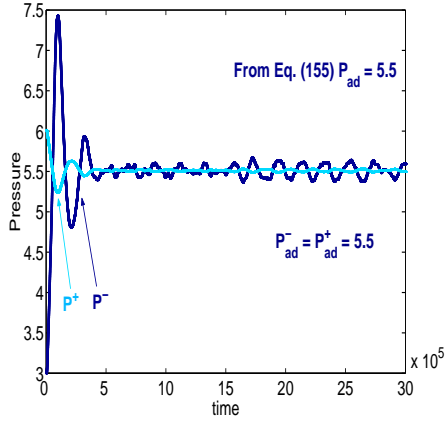
- [1] A. L. Clark and L. Katz, Can. J. Res. A **18**, (1940), 23-63
- [2] O. L. de Lange and J. Pierruis, Am. J. Phys. **68**, (2000) 265-270
- [3] H.B. Callen, *Thermodynamics*, John Wiley and Sons, New York (1964)
- [4] Ch. Gruber, Eur. J. Phys. **20** (1999), 259-266.
- [5] Ch. Gruber, J. Piasecki, Physica A **268** (1999), 258-265.
- [6] Ch. Gruber, L. Frachebourg, Physica A **272** (1999), 392-428.
- [7] Ch. Gruber, S. Pache, A. Lesne, ar Xiv: condmat / 0109542, 28 sept 2001, (submitted for publication).
- [8] Ch. Gruber, S. Pache, A. Lesne, *Fluctuations and approach to thermal equilibrium for the enigmatic piston*, (in preparation).
- [9] G. P. Morris, Ch. Gruber, *Strong and weak damping in the adiabatic motion of the simple piston*, preprint 2001.
- [10] N. Chernov, J.L. Lebowitz, *Dynamics of a Massive piston in an ideal gaz: oscillatory motion and approach to equilibrium*, preprint 2001.



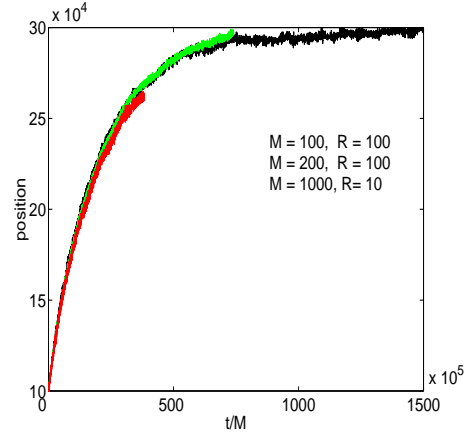
(a)



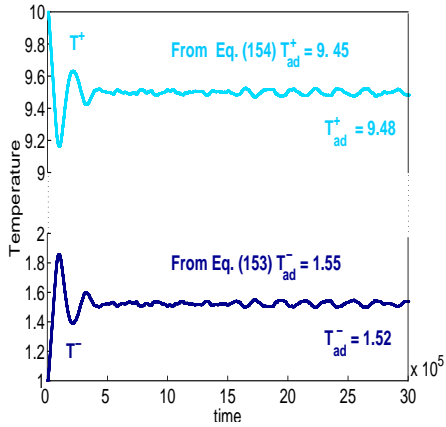
(a)



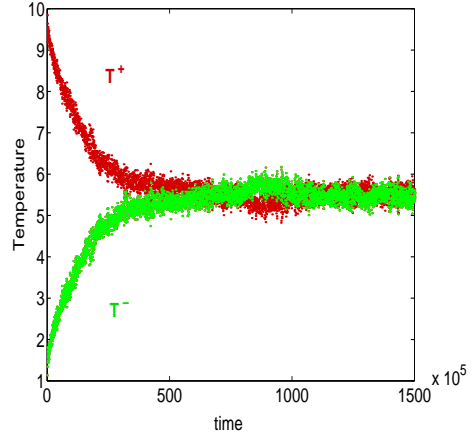
(b)



(b)



(c)



(c)

Figure 2: Adiabatic Evolution

- a) Position $X(t)$ for $R = 0.1, 0.2, 4, M = 10^5$,
 $R = 10, M = 30.000$
- b) Pressure $p^\pm(t)$ for $R = 10, M = 30.000$
- c) Temperature $T^\pm(t)$ for $R = 10, M = 30.000$

Figure 3: Approach to thermal Equilibrium

- a) Position
- b) Scaling property (Position)
- c) Temperature for $R = 10, M = 100$