

Complexity transitions in global algorithms for sparse linear systems over finite fields

A. Braunstein,^{1,2,*} M. Leone,^{1,2,†} F. Ricci-Tersenghi,^{1,3,‡} and R. Zecchina^{1,4,§}

¹*International Centre for Theoretical Physics,*

Strada Costiera 11, P.O. Box 586, I-34100 Trieste, Italy

²*SISSA, via Beirut 9, I-34100 Trieste, Italy*

³*Dipartimento di Fisica, Università di Roma “La Sapienza”,*

Piazzale Aldo Moro 2, I-00185 Roma (Italy)

⁴*Laboratoire de Physique Théorique et Modèles Statistiques,*

Université Paris Sud, 91405 Orsay, France

(Dated: January 30, 2020)

Abstract

We study the computational complexity of a very basic problem, namely that of finding solutions to a very large set of random linear equations in a finite Galois Field modulo q ($GF[q]$). Using tools from statistical mechanics we are able to identify phase transitions in the structure of the solution space and to connect them to changes in performance of global algorithms. Crossing phase boundaries produces a dramatic increase in the memory requirements necessary to the algorithms. In turn, this causes the saturation of the upper bounds for the running time. We illustrate the results on the specific problem of integer factorization, which is of central interest for deciphering messages encrypted with the RSA cryptosystem.

PACS numbers: 89.20.Ff, 75.10.Nr, 05.70.Fh, 02.70.-c

*Electronic address: abraunst@ictp.trieste.it

†Electronic address: micleone@ictp.trieste.it

‡Electronic address: Federico.Ricci@roma1.infn.it

§Electronic address: zecchina@ictp.trieste.it

I. INTRODUCTION

The methods and concepts of statistical physics of disordered systems constitute a very useful tool for the understanding of the onset of computational complexity in randomly generated hard combinatorial problems. Once the optimization problems are translated into zero temperature spin glass problems, one may study the geometrical changes in the space of solutions as symmetry breaking phenomena. In this context one may view the exponential regimes of randomized search algorithms as out-of-equilibrium phases of stochastic processes.

However, combinatorial problems are not always exponentially hard: Problems that can be solved in polynomial time, even in their worst-case realizations compose the so called Polynomial (P) class [1]. Such problems are often of great practical relevance and are tackled using large scale computations. Examples can be found in all disciplines: In physics, just to make one example, one may study ground states of 2D spin glass like Hamiltonians resorting to a polynomial max-cut algorithm [2]. The major application are obviously found in engineering: Examples are design problems (finite elements methods), control theory (convex optimization), coding theory (parity check equations) and cryptography (integer factorization).

Due to the practical relevance of the problems and to the typically large number of variables used for their encoding, that is the size of the problems, it is of basic interest to look at the fine structure of the class P in order to concretely optimize the computational strategies. For instance, in error correcting codes it is crucial to have algorithms that converge in *linear* time with respect to the number of encoded bits, any power larger than one being considered of no practical interest.

Quite in general, the trade-off between time and memory resources is the guiding criterion which selects the algorithms used in real-world applications. Roughly speaking polynomial algorithms can be divided in different groups depending on the solving strategy they implement. The main groups are local algorithms (e.g. greedy/gradient methods), global algorithms (e.g. Gaussian elimination or Fourier transforms methods), iterative algorithms (e.g. Lanczos method) and parallel algorithms. See Ref. [3] for a basic introduction to the subject.

In what follows we shall study a prototype problem of the P class, that is the problem of solving large and random sparse systems in some Galois field $\text{GF}[q]$.

Firstly, we give a precise analysis of the computational features for non-trivial ensembles of random instances. By a statistical mechanics study, we look into the – symmetry breaking – geometrical structure of the space of solution thereby providing an explanation for the changes in the power law behavior observed in different algorithms. Moreover, we are able to predict and explain in terms of clustering of solutions, the memory catastrophe found in global algorithms such as Gaussian elimination. Such an effect seriously hampers application of this sort of global algorithms in many circumstances, one example being symbolic manipulations.

Secondly, we consider a specific “real-world” application, namely the Integer Factorization problem used in RSA public key cryptography [4]. By a non-trivial mapping of the factoring problem on a sparse linear system modulo 2, endowed with a quite peculiar statistical distribution of matrix elements, we analyze which are the characteristic geometrical properties of solutions that are responsible for the usage of specific algorithms and constitute the possible bottleneck for the near future.

Interestingly enough, the changes in both time or memory requirement during the solution process of sparse systems can be interpreted in physical terms as a dynamical transition at which the phase space of the associated physical systems becomes split into an exponential number of ergodic components. While it is to be expected that local algorithms get stuck by local minima at such phase boundary, it is less obvious to predict which is the counterpart of the dynamical transition in global algorithms, for which polynomial time convergence is guaranteed even for the hardest instances. Indeed the dynamical transition manifests itself as a phase transition in the memory requirements which in turn leads to a slowing down phenomenon that saturates the upper bound for the convergence time. Such a change of scale in memory requirements constitute a serious problem for hardware implementations of large scale simulations.

Hopefully, the paper is written in a style accessible to a cross disciplinary audience.

II. RANDOM LINEAR SYSTEMS IN $\text{GF}[2]$: RIGOROUS RESULTS AND STATISTICAL MECHANICS ANALYSIS

The theory of random equations in finite fields is shared by probability, combinatorics and algebra [5].

For the sake of simplicity we limit our statistical mechanics analysis to $\text{GF}[2]$ rather than $\text{GF}[q]$, the extension to $q > 2$ being straightforward though technically involved.

As is well known in the context of error correcting codes [6], solving a sparse linear system modulo 2 is equivalent to finding the zero temperature ground states of a class of multiple degree interactions p -spin models on diluted random graphs.

Let us consider a random linear system in $\text{GF}[2]$ in the form $A\vec{x} = \vec{y}$, where A is a 0-1 matrix of dimension $N \times M$. For each of its specific choices A can be interpreted as the contact matrix of a particular random (hyper-)graph belonging to a specific ensemble. The class of random matrices we shall deal with are defined by the fraction of rows a_k with k non zero elements. The latter are placed uniformly at random within each row.

We focus on matrices that lead to graphs with an average connectivity value $\langle k \rangle = \sum_k a_k k$ finite and much less than both M and N . We are interested to the limit of very large matrices, where we can assume $N, M \rightarrow \infty$ with a finite ratio $\gamma \equiv M/N$.

This is the regime in which a study of the computational cost is important in that it applies directly to large scale computations. In the limit $N, M \rightarrow \infty$ average quantities characterizing the system (e.g. the average fraction of violated equations) are known to be equal to the most probable values (i.e. their probability distribution is strongly peaked [7]) and therefore single random large systems behave as the average over the ensemble.

We will always assume $a_1 = 0$ at the beginning, since rows with a single one corresponds to trivial equations which can be removed a priori from the set.

The equivalence between linear systems and spin models is quite straightforward. We start from a set of linear equations in $\text{GF}[2]$, $A\vec{x} = \vec{y}$, and we build up a spin Hamiltonian whose ground state energy E_{gs} counts the minimal number of unsatisfied equations. In the case where $E_{gs} = 0$, ground state configurations will correspond to solutions of the original set of linear equations and the zero-temperature entropy will count the number of such solutions.

The construction is done as follows: For every equation, labelled by $i \in [1 \dots M]$, let us define the set of variables \vec{x} entering equation i as

$$v(i) \equiv \{j \in [1 \dots N] : A_{ij} = 1\} \quad . \quad (1)$$

With the transformation $s_j = (-1)^{x_j}$ and $J_i = (-1)^{y_i}$, we have that every equation can be

converted in a term of the Hamiltonian through

$$\sum_{j=1}^N A_{ij} x_j = y_i \Leftrightarrow \sum_{j \in v(i)} x_j = y_i \Leftrightarrow \prod_{j \in v(i)} s_j = J_i \quad , \quad (2)$$

where the multi-spin interaction contain at least 2 spins since we set $a_1 = 0$. Then the Hamiltonian

$$H = \frac{1}{2} \left[M - \sum_{i=1}^M J_i \prod_{j \in v(i)} s_j \right] \quad , \quad (3)$$

fits the above requirements and can be used in the analytical treatment.

A better form for the above Hamiltonian can be obtained grouping together k -spin terms with the same k , that is

$$H = \frac{1}{2} \left[M - \sum_k \sum_{i_1 < i_2 < \dots < i_k} J_{i_1 i_2 \dots i_k} s_{i_1} \dots s_{i_k} \right] \quad , \quad (4)$$

where $s_i = \pm 1$ are Ising spins and the couplings $J_{i_1 i_2 \dots i_k}$ are i.i.d. quenched random variables taking values in $\{0, \pm 1\}$. The total number of interactions, that is of terms with $J \neq 0$, is M , and the energy is zero if and only if all the interactions are satisfied. For each unsatisfied interaction the energy increases by 1.

The fraction of interactions of k -spin kind is a_k and thus the probability of having $J_{i_1 i_2 \dots i_k} \neq 0$ equals $a_k M / \binom{N}{k} \simeq \gamma a_k k! / N^{k-1}$, while the sign of $J_{i_1 i_2 \dots i_k}$ depends on the probability distribution of the components of \vec{y} ,

$$P(J_{i_1 i_2 \dots i_k}) = \left[1 - \frac{\gamma a_k k!}{N^{k-1}} \right] \delta(J_{i_1 i_2 \dots i_k}) + \frac{\gamma a_k k!}{N^{k-1}} \left[p \delta(J_{i_1 i_2 \dots i_k} - 1) + (1-p) \delta(J_{i_1 i_2 \dots i_k} + 1) \right] \quad , \quad (5)$$

where $p \in [0, 1]$ controls the fraction of zeros in \vec{y} . As long as the system admits at least one solution, it can always be brought by a gauge transformation in the form with $p = 1 \Leftrightarrow \vec{y} = \vec{0}$. This corresponds to have positive or null couplings only, like in a diluted ferromagnetic model.

In order to make a connection between the behavior of solving algorithms and the structure of the matrix A , we study the geometrical properties of the space of solution, i.e. ground states of (4), as a function of γ for non-trivial choices of $\{a_k\}$. We may have access to the structure of such a space by just performing the $T = 0$ statistical mechanics analysis of the spin glass model, with control parameter γ .

For γ large enough, at say γ_c , the system of equations becomes over-determined and some of the equations can no longer be satisfied. This fact is reflected in the ground state energy

of the associated spin glass model becoming positive. The interesting aspect of the problem is that, under proper conditions, there appears a clustering phenomenon with macroscopic algorithmic consequences at some intermediate value $0 < \gamma = \gamma_d < \gamma_c$. We will focus our attention on the latter transition, thus assuming a priori that at least one solution always exist. This allow us to fix $\vec{y} \equiv \vec{0}$ hereafter.

The complete picture of the typical structure of the solution space can be obtained through a replica calculation, following a well tested scheme in diluted systems, as in [8] and [9]. In particular, to obtain the zero-temperature entropy of the system we can resort to the replica trick in its functional form

$$S_0(\gamma) = - \lim_{\beta \rightarrow \infty} \lim_{N \rightarrow \infty} \frac{\beta F}{N} = \lim_{\beta \rightarrow \infty} \lim_{n \rightarrow 0} \lim_{N \rightarrow \infty} \frac{\overline{Z^n} - 1}{nN} \quad , \quad (6)$$

with

$$\overline{Z^n} = e^{-\gamma n N \beta} \sum_{\{s_i^a\}} \exp \left(\beta \sum_{a=1}^n \sum_{k \geq 2} \sum_{i_1 < i_2 < \dots < i_k} J_{i_1 i_2 \dots i_k} s_{i_1} s_{i_2} \dots s_{i_k} \right) \quad , \quad (7)$$

where $\overline{(\dots)} = \int \prod_k \prod_{i_1 < i_2 < \dots < i_k} P(J_{i_1 i_2 \dots i_k}) (\dots) dJ_{i_1 i_2 \dots i_k}$. Performing the averages and introducing a collective order parameter

$$c(\vec{\sigma}) = \frac{1}{N} \sum_{i=1}^N \prod_{a=1}^n \delta_{\sigma^a, s_i^a} \quad , \quad (8)$$

as in [8], the free-energy of the problem can be computed by saddle-point. For the sake of simplicity, we avoid writing the explicit equations and the expression for free-energy which are a relatively straight-forward generalization of those in [9].

The system has no frustration and can be solved exactly within the so called replica symmetric Ansatz which assume that the structure of the solution space as the simple form of a cluster of configurations at $O(1)$ relative Hamming distances. Upon introducing the probability distribution of effective fields h

$$c_s(\vec{\sigma}) = \int dh P(h) \frac{e^{\beta h \sum_{a=1}^n \sigma_a}}{[2 \cosh(\beta h)]^n} \quad . \quad (9)$$

one finds that at $T = 0$ the $P(h)$ has support only on non negative integer values,

$$P(h) = \sum_{l \geq 0} p_l \delta(h - l) \quad . \quad (10)$$

The saddle point equation for the order parameter reduces to a single self consistency equation in the magnetization $m = 1 - p_0$,

$$G(m) = 1 - m - e^{-\gamma \sum_{k \geq 2} k a_k m^{k-1}} = 0 \quad , \quad (11)$$

and leads to a simple expression for the entropy

$$S_0(\gamma) = S(m, \gamma) = \log(2) \left[(1-m)[1 - \log(1-m)] - \gamma \sum_{k \geq 2} a_k (1 - m^k) \right] \quad , \quad (12)$$

where m solves Eq. (11) and thus depends on γ . Due to the zero energy condition ($E_{gs} = 0$ for $\gamma < \gamma_c$), the dominance of thermodynamical states is purely to be determined in entropic terms.

At fixed $\{a_k\}$, one can study the phase diagram as a function of γ . At low enough γ , Eq. (11) has only the trivial solution $m = 0$ and the system is paramagnetic with entropy $S(0, \gamma) = \log(2) (1 - \gamma)$. Typically a non trivial magnetized solution for the order parameter, $m^* > 0$, appears at a value γ_d such that

$$G(m^*) = 0 \text{ and } \left. \frac{\partial G(m)}{\partial m} \right|_{m=m^*} = 0 \quad . \quad (13)$$

This solution becomes entropically favored at a value γ_c found solving

$$S(0, \gamma_c) = S(m^*, \gamma_c) \quad . \quad (14)$$

The crucial observation is the following. At γ_d , together with the magnetized solution, there appear other spin glass solutions to the saddle-point equation. In particular, it can be shown [10, 11] that the difference between the paramagnetic and the ferromagnetic entropies,

$$\Sigma(\gamma) = S(0, \gamma) - S(m^*, \gamma) \quad , \quad (15)$$

gives the configurational entropy of the problem, that is the number of clusters of solutions [14]. There exist $\exp[\Sigma(\gamma)N]$ well separated clusters [Hamming distances $\sim \mathcal{O}(N)$], each one containing a number $\exp[S(m^*, \gamma)N]$ of closed solutions [Hamming distances $\sim \mathcal{O}(1)$].

This clusterizations has two main consequences. Local algorithms for finding solutions running in linear time in N stop converging [8]: this is the typical situation for greedy algorithm which get stuck in one of the most numerous local minima at a positive energy.

Global algorithms, which are guaranteed to converge in polynomial time, need to keep track along computation of this complex structure of solutions and a memory linear in N turns out to be insufficient, as we will show below.

The simple cases $\{a_2 = 1; a_{k \neq 2} = 0\}$ and $\{a_3 = 1; a_{k \neq 3} = 0\}$ are particularly illuminating [9]. Self consistency equations for the order parameter and for the ground state entropy can be immediately retrieved from the general formulas (11) and (12).

The first case represents a simple Ising spin model on a random graph. The analysis of thermodynamic phases shows a trivial paramagnetic region at low γ , followed by a second order phase transition at $\gamma_d = \gamma_c = 1/2$ where both the ground state energy and the magnetization become positive in a continuous way. From the linear system point of view, working with sparse equations with only 2 variables per row is always easy, i.e. algorithms have no slowing down. The solving process progressively fixes variables and smoothly goes on until a complete solution has been found. Indeed, fixing one variable immediately fixes the other one within the equation, and this goes on in a cascade process that prevents the accumulation of too long symbolic memory-taking expressions.

The second case of the 3-spin model was tackled in full detail in [8, 10, 11]. It shares the general characteristics of all models without, or at most with a very small fraction of, 2-spin terms. In this case a gap between γ_d and γ_c opens up and a non vanishing configurational entropy Σ appears there. At γ_c the magnetization jumps to a finite value.

For a general choice of $\{a_k\}$, the configurational entropy reads

$$\Sigma(\gamma) = \log(2) \left[1 - (1 - m)[1 - \log(1 - m)] + \gamma \sum_{k \geq 2} a_k m^k \right] , \quad (16)$$

where m is the largest solution to Eq. (11). As discussed in Ref. [10], the values of γ_d and γ_c are found as the points where $\Sigma(\gamma)$ first appears with a non zero value and where it reaches zero again.

The algorithmic consequences of having $\Sigma(\gamma) > 0$ have been already exposed in Refs. [8, 10]: For $\gamma > \gamma_d$ a glassy state with positive energy arises, which traps any local dynamics, preventing it to converge towards the ground state of zero energy. The counterpart on global algorithms, as Gaussian elimination, is that the resolution time increases with N faster than linear (see below).

III. ALGORITHMS BEHAVIOUR

In this section we analyze the performances of a couple of different ‘Gaussian elimination’ algorithms, their difference being in the order equations are solved. We will measure the number of operations and the size of the memory required for the solution of a set of linear equations, that is the complexity for finding all solutions to $A\vec{x} = \vec{y}$.

We will see that, for a generic ensemble of random problems, any algorithm undergoes an

easy/hard transition at a certain γ value, which can not be pushed beyond the dynamical transition threshold γ_d . In this context we call *easy* such problems which are solvable with a CPU-time and memory of order N , and *hard* those requiring resources scaling with N^α , where $\alpha > 1$.

Given a set of M linear equations in N variables, Gaussian elimination proceeds as follows (for concreteness we will always work in $\text{GF}[2]$): At each step, it takes an equation, e.g. $x_1 + x_2 + x_3 = y_1$, solves it with respect to a variable, e.g. $x_1 = x_2 + x_3 + y_1$, and then it substitutes variable x_1 with the expression $x_2 + x_3 + y_1$ in all the equations still unsolved. This procedure gives all the solutions to any set of linear equations in, at most, $\mathcal{O}(N^3)$ steps and using $\mathcal{O}(N^2)$ memory. Nevertheless this bounds only holds in the worst case, namely when the matrix A is dense. Very often, in actual applications, the matrix is sparse and the algorithm is faster. We define sparse a matrix with $\mathcal{O}(N)$ ones and dense that with $\mathcal{O}(N^2)$ ones.

In order to analyze the computational complexity of this problem, and its connections to phase transitions, we focus on a specific ensemble of random problems, generalizations to other ensembles being straightforward. We choose sets of $M = \gamma N$ linear equations, each one containing exactly $k = 3$ of the N variables, taking values in $\text{GF}[2]$. Thus the connectivity of a variable, defined as the number of equations this variable enters in, takes values from a Poissonian distribution of mean 3γ .

For very large N , that is in the thermodynamical limit, we are interested in how the complexity changes with γ . Moreover, for a fixed γ such that the problem is hard, we would like to know when (in terms of the running-time t) and why the algorithm becomes slower and slower.

The running-time t is measured as the number of equations already solved, normalized by N , and thus takes values in $[0, \gamma]$. A_t is the matrix representing the set of equations after tN steps, and it has the form shown in Fig. 1. See Fig. 2 for the actual shape of A_t in a specific case with 1024 equations in 1024 variables. For ease of simplicity, we have reordered the variables and the equations of the system, such that, at the i -th step, we solve the i -th equation with respect to x_i . With this choice the left part of the matrix A_t has ones on the diagonal and zeros below. The right part can be naturally divided in an upper part U and a lower one L . The density of ones in the L matrix — let us call it $\rho(t; \gamma)$ — is uniform and depends on the initial γ , the time t and the algorithm used for solving the

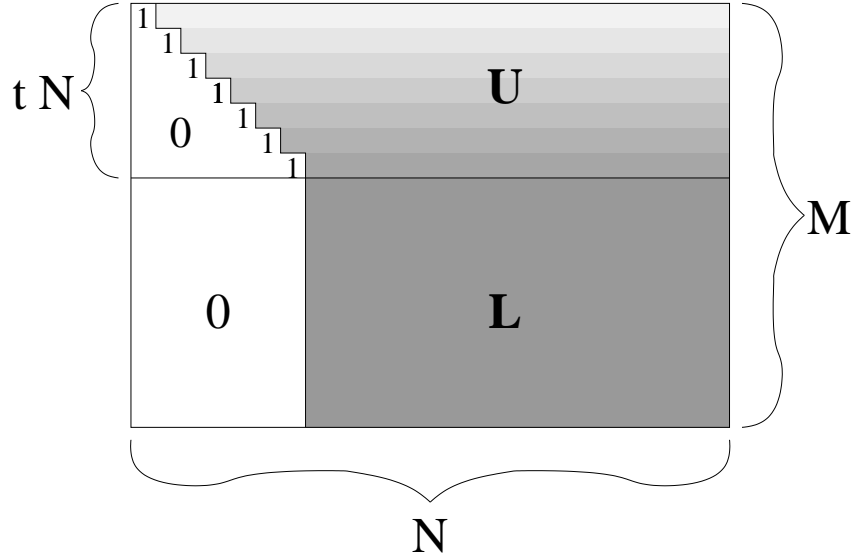


FIG. 1: Typical shape of the A_t matrix after tN steps of Gaussian elimination.

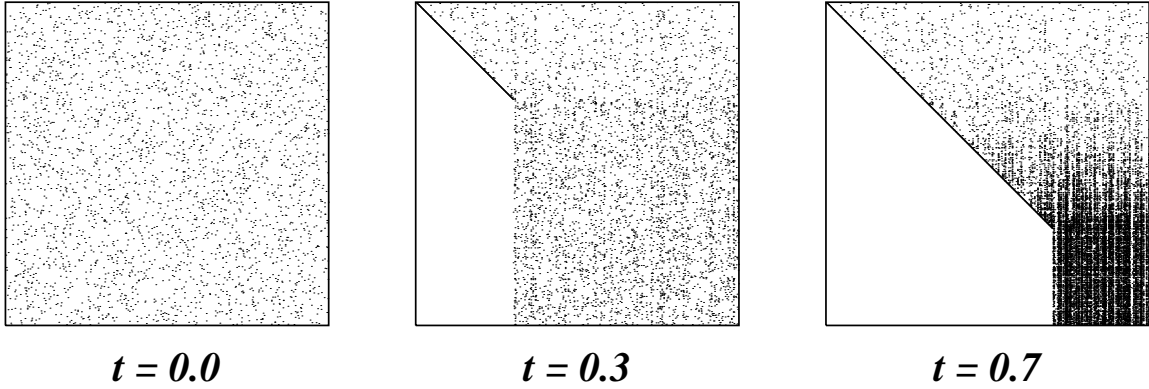


FIG. 2: The evolution of the A_t matrix for a specific 1024×1024 random system. Every dot corresponds to a 1 entry.

linear system. The density of ones in the U part is not uniform and varies from row to row, as shown in Fig. 1 with gray tones. For continuity reasons the density at the m -th row of U is exactly $\rho(m/N; \gamma)$. Then U is sparse or dense depending on whether L is. Defining $k(t; \gamma) = \rho(t; \gamma)N(1 - t)$ the average number of ones per row in L , we have that a sparse (resp. dense) matrix corresponds to having a finite k (resp. ρ).

At each time step, the number of operations required are directly related to the density of the matrix A_t and thus to that of L . More specifically, solving with respect to the variable

in the upper left corner of L , the number of operations is proportional to the number of ones in the first row of L , i.e. $k(t; \gamma)$, times the number of rows of L having a one in the first column, i.e. $\rho(t; \gamma)N(\gamma - t)$, and thus equals

$$k(t; \gamma)\rho(t; \gamma)N(\gamma - t) = k^2 \frac{\gamma - t}{1 - t} = N^2 \rho^2(\gamma - t)(1 - t) \quad . \quad (17)$$

Then, if the matrix L is sparse a finite number of operations per step is enough, while $\mathcal{O}(N^2)$ operations are required when L is dense. Integrating over time $t \in [0, \gamma]$, we have that the total complexity is given by

$$N \int_0^\gamma \frac{\gamma - t}{1 - t} k^2(t; \gamma) dt = N^3 \int_0^\gamma (\gamma - t)(1 - t) \rho^2(t; \gamma) dt \quad . \quad (18)$$

Since the function $\rho(t; \gamma)$ is continuous in t , we conclude that

$$\left. \begin{array}{l} \rho(t; \gamma) \propto 1/N \\ k(t; \gamma) \text{ finite} \end{array} \right\}, \text{ for all } t \in [0, \gamma] \Bigg\} \Leftrightarrow \rho_{\max}(\gamma) = 0 \Leftrightarrow \left\{ \begin{array}{l} \text{CPU time} \propto N \\ \text{Memory} \propto N \end{array} \right. \quad (19)$$

$$\left. \begin{array}{l} \rho(t; \gamma) \text{ finite} \\ k(t; \gamma) \propto N \end{array} \right\}, \text{ for some } t \in [0, \gamma] \Bigg\} \Leftrightarrow \rho_{\max}(\gamma) > 0 \Leftrightarrow \left\{ \begin{array}{l} \text{CPU time} \propto N^3 \\ \text{Memory} \propto N^2 \end{array} \right. \quad (20)$$

where

$$\rho_{\max}(\gamma) = \lim_{N \rightarrow \infty} \max_{t \in [0, \gamma]} \rho(t; \gamma) \quad (21)$$

is the order parameter signaling the onset of the hard regime.

Having found the relation between the density of ones in L and the computational complexity we are interested in, we can now run the algorithms and measure the density $\rho(t; \gamma)$. The easy/hard transition should manifest itself with $\rho_{\max}(\gamma)$ becoming different from zero.

A. Simplest Gaussian elimination

Let us start with the simplest algorithm, which solves the equations in the same (random) order they appear in the set and with respect to a randomly chosen variable. In this very simple case, one can easily show that the complexity for solving a set of linear equations with initial parameter $\gamma = \gamma_0$ is exactly the same as for solving a larger system with $\gamma > \gamma_0$ up to time $t = \gamma_0$. For this reason, in this case the function $\rho(t; \gamma)$ does not depend on γ and can be calculated once for all the relevant γ values.

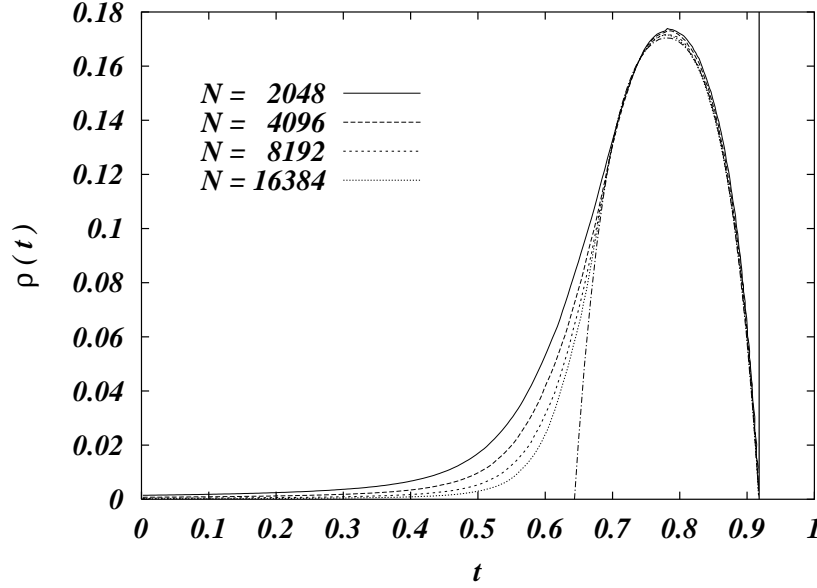


FIG. 3: Density of ones in the L matrix during the solving process with the simplest Gaussian elimination algorithm. The vertical bar marks the analytical critical point $\gamma_c = 0.918$.

In Fig. 3 we show the function $\rho(t)$ for many large N values. The dotted-dashed line is a fair extrapolation to the thermodynamical limit, obtained using a quartic polynomial with only even powers.

We note that, in the thermodynamical limit, the algorithm seems to keep the matrix sparse for times $t \lesssim 0.64$ and so it undergoes an easy/hard transition at $\gamma \simeq 0.64$: As long as $\gamma \lesssim 0.64$, $\rho_{max}(\gamma) = 0$, while $\rho_{max}(\gamma) > 0$ for $\gamma \gtrsim 0.64$. As we will see below the location of the transition depends on the algorithm used and, in this case, does not correspond to any underlying thermodynamical transition.

We note *en passant* that the γ value where the L matrix becomes sparse again seems to correspond to the critical point $\gamma_c = 0.918$ [8] (marked with a vertical line in Fig. 3). An explanation to this observation will be given in a forthcoming publication [11]. It implies that the value of the critical point γ_c , which is relevant e.g. in the XOR-SAT model [12], could be obtained also by solving differential equations for $\rho(t)$.

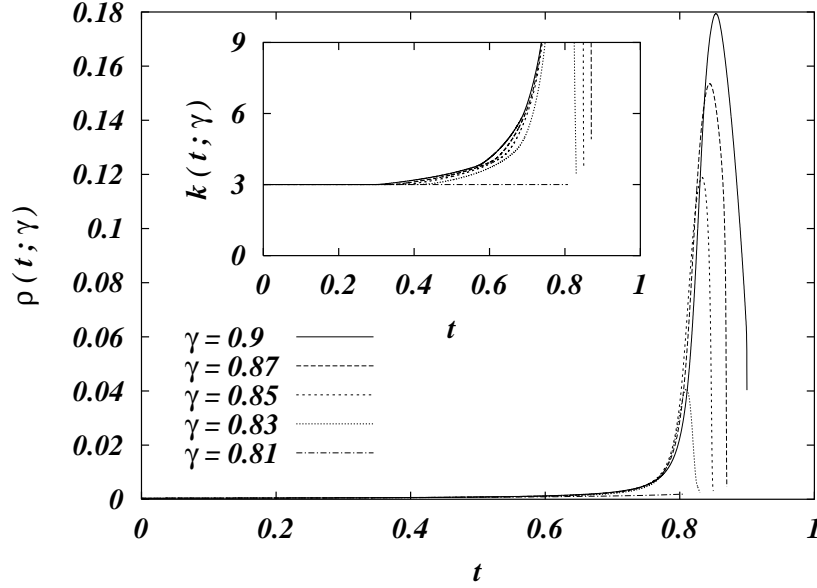


FIG. 4: Density of ones in the L matrix during the solving process with a smart Gaussian elimination algorithm ($N = 8192$). Inset: Zoom on the low-density part (with a different normalization).

B. Smart Gaussian elimination

Now we turn to a much clever Gaussian elimination algorithm, which works as follows: At each time step, it chooses the variable x having the smallest connectivity in L , i.e. that corresponding to the less dense column of L , and solves with respect to x any of the equations where x enters in.

Clearly, in this case, the dynamics and thus the density of ones in L depend on the initial γ value: A smaller γ implies that for a longer time we can choose variables of connectivity 1, which do not increase the average number of ones per row in L . It can be rigorously shown [11] that this procedure keeps the density of the L matrix constant, $\rho(t; \gamma) = \rho(0; \gamma)$, for times smaller than $t^* = \gamma(1 - m^3)$, where m is the largest solution to $1 - m = \exp(-3\gamma m^2)$. The last equation is exactly Eq. (11) with $\{a_3 = 1, a_{k \neq 3} = 0\}$.

Running the algorithm for different γ values we obtain the densities reported in the main panel of Fig. 4. For $\gamma < \gamma_d = 0.818$ the density remains $\mathcal{O}(1/N)$ all along the run, while for $\gamma > \gamma_d$ there is a time when the density becomes finite and the problem hard to handle.

In order to better show what happens around t^* , we have plotted in the inset of Fig. 4 the mean number of ones per row, $k(t)$. It is clear that for $\gamma < \gamma_d$ this number remains constant,

since one can solve the system choosing only variables of connectivity 1, not altering the L matrix. On the contrary, for $\gamma \geq \gamma_d$ there is a time $t^*(\gamma)$ when variables of connectivity 1 terminate, and the algorithm has to start making substitutions in L , thus increasing the density of ones.

Thus γ_d marks the onset of computational hardness, both in memory and CPU time. One may object that also this value for the easy/hard transition may depend on the particular algorithm. Nevertheless, as seen in the previous section, we have analytically found that at γ_d a transition takes place, which drastically changes the structure of the solutions space, and so we argue that *any* algorithm running in linear time can converge only up to γ_d . Indeed is shown in [11] that solutions spontaneously form clusters for $\gamma > \gamma_d$ and this particular structure requires a larger memory to be stored.

IV. THE RSA CRYPTOSYSTEM AND FACTORIZATION

In this section we shall validate the above scenario on a concrete application, namely integer factorization problems arising in the RSA cryptosystem. Such problems allow for a non-trivial mapping onto huge linear systems in $GF[2]$ with a rather peculiar structure of the underlying contact matrix. In order to be as self-contained as possible, we firstly give a short review of the problem and the methodology (a detailed description of the RSA cryptosystem can be found in [4]).

The only known method for breaking RSA implies factorization of the private key, which consists in a natural number which is the product of two big prime numbers, $n = p \cdot q$, with p and q approximately of the same size $\simeq \sqrt{n}$. Keys currently used in applications are numbers n ranging from 1024 bits (309 decimal digits) to 2048 bits (617 digits) length.

The first attempt at a massive parallel factorization was the RSA129 (129 digits, 428 bits) challenge, solved in 1994 with the *quadratic sieve* (QS) algorithm. More recently, in August, 1999 the RSA155 challenge was solved using the *general number field sieve* (GNFS) algorithm. This has forced to abandon the 512-bit (155 digits) length for sensitive information security.

There are now several sub-exponential algorithms for solving the factorization problem, the faster of which is GNFS. QS and GNFS share the same structure, consisting of two phases: a first one in which a big (the size depending mostly on the size of n) linear system

in $GF(2)$ is produced, and a second one in which this system is solved.

Although the first phase is definitely more costly, the solving phase (which affect this paper) takes a respectable part of the total time and memory requirement. Especially as numbers get bigger this becomes a limitation, because the fastest solving methods used employ a sole workstation, with the consequent memory restriction. Moreover, in recent factorizations a new filtering phase has been placed between the previous two, in which pieces of the system (specifically columns of the $\{0,1\}$ -matrix) get discarded in order to simplify the solving phase, effectively transferring part of the total time from the second phase to the first one.

In this section we will study statistical characteristics of linear systems produced by the QS algorithm. Next subsection is dedicated to a schematic description of QS.

A. The QS algorithm

For a nice description of the QS algorithm see [13]. Synthetically, QS works at follows. It builds a list of integer numbers $\{y_i\}_{i \in I}$ such that:

- $y_i \equiv x_i^2 \pmod{n}$ for some x_i and $y_i \neq x_i$;
- y_i is completely factorizable in a given (relatively small) subset of B primes called the factor-base.

This is called the *sieving* phase. The algorithm then searches a subset $J \subset I$ of elements of the list such that $\prod_{i \in J} y_i = z^2$ is a square (*solving* phase). Once found, $z^2 \equiv x^2 \pmod{n}$ (here $x = \prod_{i \in J} x_i$) and this implies that n divides $(x+z)(x-z)$ and then $\gcd(x-z, n)$ will likely (further trials will increase the probability) be a non-trivial factor of n .

1. Sieving

In order to find element pairs x_i, y_i such that $y_i \equiv x_i^2 \pmod{n}$ we can use the polynomial $y = f(x) = x^2 - n$ and evaluate it at different values of x , keeping only values of y which completely factorize between the first B primes (the factor-base). The sieving will allow us to do this efficiently.

The idea is that, given p , it is easy to find which are the values of $f(x)$ which are divisible by p , because p divides $f(x)$ if and only if $f(x) = x^2 - n \equiv 0 \pmod{p}$ and this is a quadratic equation in $GF[p]$, having at most 2 solutions. These solutions are nothing but the square roots of n modulo p (if they exist).

This has a first consequence, i.e. that a prime p will not divide $f(x)$ if n is not a square mod p independently of the value of x . So if we can detect these primes, we can eliminate them directly from our set of primes. Detecting them is very easy: Using Fermat's little theorem, we know that

$$n^{p-1} \equiv 1 \pmod{p} \quad , \quad (22)$$

assuming that p do not divide n (which is trivially a reasonable assumption, anyway, because we are searching a divisor of n). If p is an odd prime, i.e. not 2 (all n are a squares mod 2), then calling $m = n^{\frac{p-1}{2}}$ we have that $m^2 \equiv 1 \pmod{p}$, so $m \equiv \pm 1 \pmod{p}$. This m will prove to be handy.

If $n \equiv s^2 \pmod{p}$ then $m \equiv s^{p-1} \equiv 1 \pmod{p}$. Conversely, if $m \equiv 1$ then n is a square modulo p (not proven here). The number m is called the Lagrange symbol and can be computed efficiently in one of the firsts stages of the algorithm. Useful primes (those with $m = 1$) are roughly a random half of all the first B primes. So now we will keep only this half and redefine "the first B primes" as "the first B primes with $m = 1$ ".

Computing the square root modulo p is a bit more difficult than knowing that it exists, but can also be done efficiently. For instance, the easiest case is when $\frac{p+1}{4}$ is an integer, then $(n^{\frac{p+1}{4}})^2 = n^{\frac{p+1}{2}} \equiv mn \pmod{p}$. As $m = 1$ (or else there is no solution) then $\pm n^{\frac{p+1}{4}} \pmod{p}$ are the required square roots.

Once we have computed the two solutions $f(x_p^{1,2}) \equiv 0 \pmod{p}$, then adding $p, 2p, 3p, \dots$ to them we will obtain *all* x such that $f(x)$ is divisible by p .

The sieve idea is to initialize an array with values of $f(x)$ for consecutive $x \in [[\sqrt{n}], [\sqrt{n}] + M]$ indexed by x , and then for each p in our factor base to divide the corresponding arithmetic progression of $\{f(x_p^{1,2} + kp), k = 1, \dots\}$ by p . At the end those values which are completely factored between the primes in the factor base will become 1 (Well, not exactly. Some of them can have multiple times the same prime factor. But we can set up a threshold instead of 1 below which we consider the number completely factored. We can recheck afterwards).

We take those values and put their factorization in an array

$$\begin{array}{c} f(x_1) \cdots f(x_m) \\ p_1 \left[\begin{array}{ccc} \alpha_1^{(1)} & \cdots & \alpha_1^{(m)} \\ \vdots & \ddots & \vdots \\ \alpha_B^{(1)} & \cdots & \alpha_B^{(m)} \end{array} \right] \pmod{2} \\ p_B \end{array}$$

2. Solving

The *solving* phase is conceptually simple: A solution of the homogeneous linear system $Av = 0$ is a $\{0, 1\}$ vector v which represent correctly the subset J , in the sense that $v_i = 1$ if and only if $i \in J$.

B. The matrix ensemble

1. Correlations

We have implemented the simplest QS described in [13] in order to analyze the output matrix ensemble. We attempted to look for correlations in the presence/absence of different primes in the set of divisors of the variables y_i . Specifically we checked that there is virtually no correlation between rows of the matrix: We have taken one such output matrix (resulting from the factorization of a product of two 20 digits primes) and computed the covariance between the corresponding spin variables s_1, s_2 of two rows r_1, r_2 , the averages being taken along different columns,

$$\langle s_1 s_2 \rangle - \langle s_1 \rangle \langle s_2 \rangle \quad .$$

Once repeated for all $r_1 < r_2$, we found that all pairs have correlations in the interval 0 ± 0.06 , a proportion of 0.9999 pairs having correlations in 0 ± 0.02 .

2. Dependence on “factorization hardness”

We then examined dependence of the resulting distributions of ones per row on the “factorization hardness” of the number n . Typically (depending on the algorithm) the complexity of factorization depends on the size of the smallest prime divisor of n [15]: For

instance, *trial division* ends in exactly this amount of steps. It was conjectured that this would be reflected in the structure of the output matrix.

We have constructed 25 numbers n with different factor sizes (from now on, factor type 10+10+10 will mean a 30 digit number constructed as a product of tree 10-digit primes) organized as follows:

- 5 of type 20+20
- 5 of type 10+30
- 5 of type 13+13+13
- 5 of type 10+10+10+10
- 5 of type 5+5+5+5+5+5+5+5

All 25 numbers differed between them in less than a 0.01%. We then made QS compute the factorization matrices. The resulting matrices were then post-processed removing rows with a single 1. The resulting distributions of ones per row are plotted in Fig. 5, showing very little variations. They can be very well described by a unique distribution, which is substantially a power law with some little deviations in the range of type-2 rows. The best fit gives an exponent ~ -2.2 .

C. Linear solving methods

Plain standard Gaussian elimination execution time is cubic in the size of the matrix (our matrices are almost square). Fortunately, we can pack 32 matrix entries in a single 4-byte word, and then the sum operation is implemented as the low-cost bit-wise logical XOR operation, saving a factor 32 in time.

As also the matrix is very sparse, instead of keeping in memory all of it, we can memorize only the position of 1's. This forbid us to use the factor-32 trick, but allows us to do the first steps very quickly. At some time in the Gaussian elimination process (typically more than half of the process), the remaining (non eliminated) part will be very dense, and then it will be convenient to switch to the standard method above. This is what was done in the solving phase of RSA129.

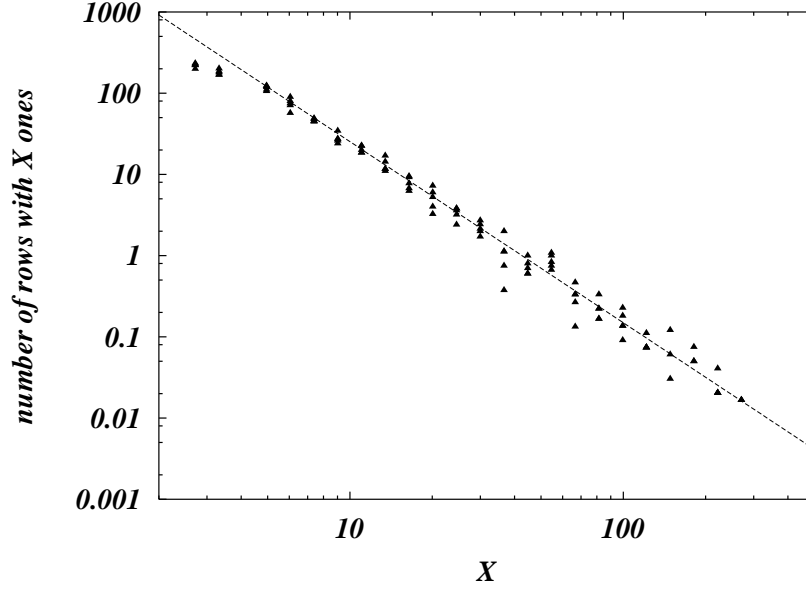


FIG. 5: Probability distribution of the number of ones per row in 5 different matrices. The line is the best power law fit giving an exponent ~ -2.2 .

Another option is to use in one of the stages an iterative algorithms, like the discrete Lanczos. The Lanczos method has the advantage of having a stable $\mathcal{O}(N^2)$ total time for a sparse matrix, but finds only one solution (or a prefixed quantity in the block-Lanczos variant) instead of all of them. For factorization this is not a problem, because we need only a few solutions to have a reasonable chance. This is the method that was used in the solving phase of RSA155.

D. Power law distributed $\{a_k\}$: Phase diagram and comparison with real application data

The previous analysis leads to the construction of matrices whose density of non zero entries follows quite well a power law distribution with light deviations due to rows with a small number of ones and a cutoff, k_{max} , of some hundreds. Then we use the following distribution in the analytical treatment:

$$a_2 = a \quad , \quad (23)$$

$$a_k = \epsilon k^{-s} \quad \text{for } 3 \leq k \leq k_{max} \quad , \quad (24)$$

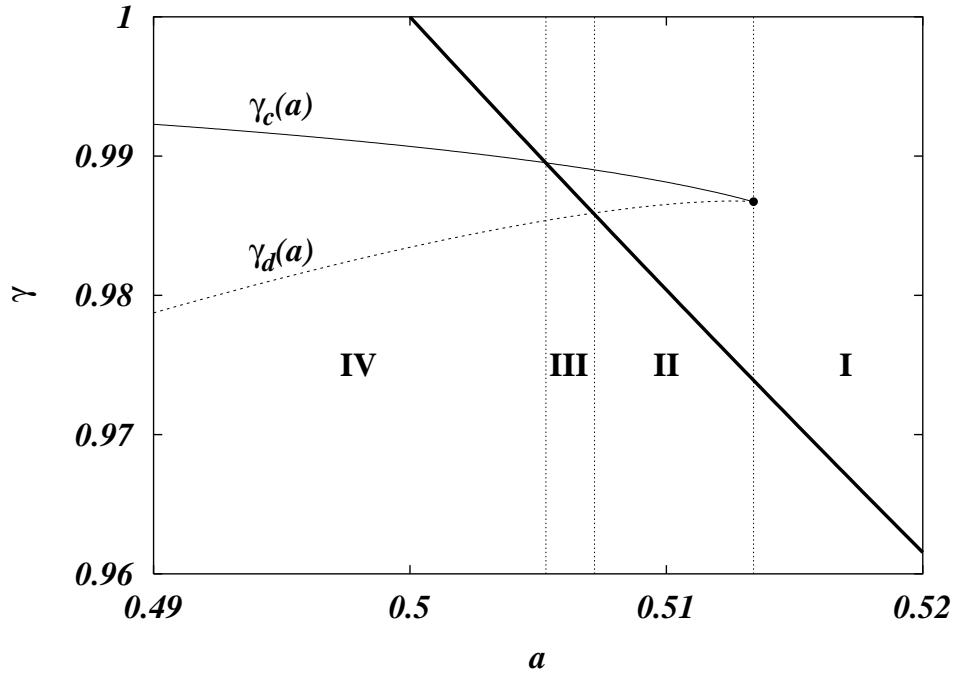


FIG. 6: Phase diagram (a, γ) for a typical choice of $s = 2.2$ and $k_{max} = 200$. The bold line $1/(2a)$ represents a continuous transition, while $\gamma_d(a)$ and $\gamma_c(a)$ corresponds respectively to the spinodal and the critical lines of a first order transition. The dot marks the origin of these lines.

where ϵ is a normalizing factor equal to $(1-a)/\sum_{k=3}^{k_{max}} k^{-s}$. The factorized integers considered in the previous section lead to an exponent $s \simeq 2.2$ and to a non zero support up to $k_{max} \sim 200$. The choice of keeping a_2 , and only a_2 , as an independent parameter is dictated by the very difference in the physical behavior of 2-spin terms and k -spin terms with $k > 2$.

The study of the phase diagram in the control parameter γ for choices of a , s and k_{max} retrieved from real data reveals a non trivial behavior.

In Fig. 6 we show the phase diagram for $s = 2.2$ and $k_{max} = 200$. Only part of the entire phase diagram ($a \in [0, 1]$, $\gamma \in [0, 1]$) is shown for clarity. The lines further go on smoothly outside the drawn portion.

If a is high enough, we are in the rightmost region **I** of the phase diagram, where algorithms smoothly find solutions to the system and do not undergo any critical slowing down. Indeed, crossing the bold iperbole $\gamma = 1/(2a)$ given by the condition $\partial G(m)/\partial m|_{m=0} = 0$, the system undergoes a continuous transition in the order parameter m , representing the fraction of variables taking the same value in all the solutions. The problem of finding

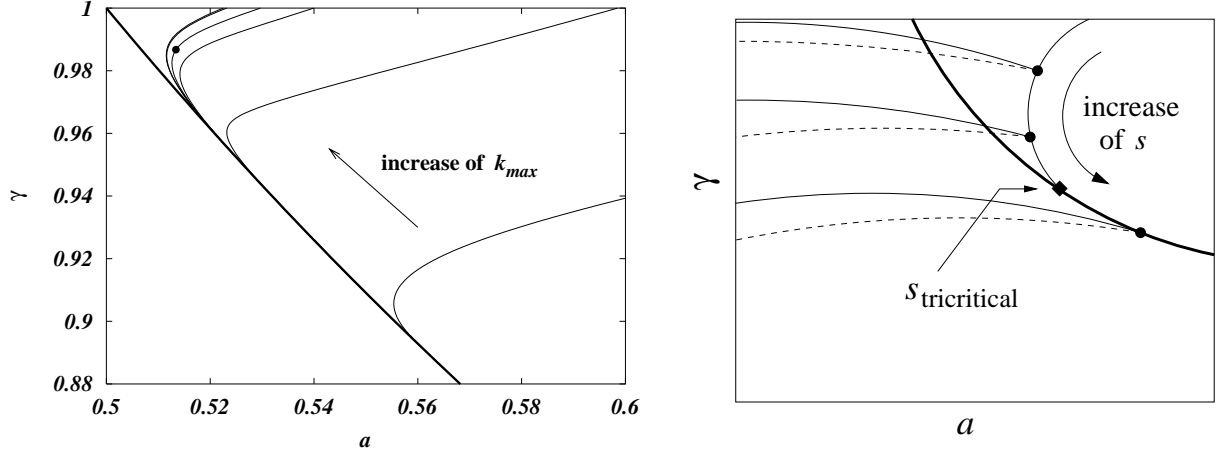


FIG. 7: Dependence on s and k_{max} of the origin of first order critical lines. The bold curve is the continuous phase transition $\gamma = 1/(2a)$. Each solid bell-shaped curve in the left plot is the ensemble of such origins, defined as the point where, decreasing a , another non trivial solution to the saddle point equations appears. Each curve from right to left is indexed by a different value of $k_{max} = 10, 30, 100, 200, 1000, 2000, 10000$. Each point on the curve corresponds to a particular value of s (the dot is for $s = 2.2$ and $k_{max} = 200$ as in Fig. 6). Along the curve s increases for decreasing γ (see right plot). From each point of the curve originate the two first order critical lines shown for $s = 2.2$ and $k_{max} = 200$ in Fig. 6, and pictorially drawn for different s values in the right plot. When the origin joins the second order iperbole the system is at a tricritical point. $s_{\text{tricritical}}$ scales very rapidly with k_{max} converging to $\sim 2.73 - 2.74$ already for $k_{max} \sim 100$.

solutions is always easy, as for the case $\{a_2 = 1; a_{k \neq 2} = 0\}$ explained before.

Decreasing a we meet a first intermediate region **II**, where the birth of a meta-stable non-trivial saddle-point solution at $\gamma = \gamma_d(a)$ is given by the solution of Eq. (13). However, algorithms should not be much affected by this meta-stable state, because the system starts magnetizing continuously before, crossing the bold line. Increasing γ up to the critical value $\gamma_c(a)$ one meets a first order transition, where the magnetization, that was already non-zero, undergoes a further jump.

The second central region **III** shows an inversion between $\gamma_d(a)$ and the bold line $1/(2a)$. These two intermediate regions have not been exhaustively studied yet, because real data all fall in the leftmost one. The shape of the central part of the phase diagram is very sensitive to the choice of the control parameters s and k_{max} , as shown in Fig. 7.

The $\gamma_c(a)$ curve in the second and third regions is found solving

$$S(m^*, \gamma_c) = S(m_*, \gamma_c) \quad , \quad (25)$$

where m_* is the smallest positive solution to $G(m) = 0$, which corresponds to the magnetization of the ferromagnetic state arisen from the second order transition (bold line). The points of crossing showing the onset of different regions, from right to left, are found respectively as: $\frac{\partial G(m)}{\partial m} = 0$ & $S(m^*, \gamma) = S(m_*, \gamma)$, $\frac{\partial G(m)}{\partial m} = 0$ & $\gamma = \frac{1}{2a}$ and $S(m^*, \gamma) = S(0, \gamma)$ & $\gamma = \frac{1}{2a}$.

The leftmost part **IV** shows the typical behavior described in [8]. Increasing γ the system never reaches the continuous transition on the bold line, but it undergoes a first dynamical transition at $\gamma_d(a)$ and second thermodynamical one at $\gamma_c(a)$, found via Eq. (25) with $m_* = 0$ since we are still below the second order transition line. Configurational entropy is non-zero between $\gamma_d(a)$ and $\gamma_c(a)$, and solving algorithms are affected by it. There are typically other spinodal lines in the phase diagram, but they always correspond to sub-optimal solutions, and were, therefore, not shown in the picture.

In real data the fraction of 2-variables equations is typically of the order of 0.2 and $\gamma \simeq 1$. So we always work deep into phase **IV** where, during the solving procedure, the system undergoes a first dynamical transition, that corresponds to a slowing down of the solving algorithms, before finding solutions.

V. CONCLUSIONS

We have analyzed the behaviour of different type of polynomial algorithms in the solutions of large-scale linear systems over finite fields. The connection between memory requirements and clustering phase transitions as been made clear on both artificially generated problem as well as on a “real-world” applications. While the role of the dynamical glass transition in local search algorithm was already well known (trapping in local minima), we have provided a clear example of the role of such type of glass transition in global dynamical processes which are guaranteed to converge to the global optimum in some polynomial time. The memory catastrophe found in such cases constitutes a concrete limitation for the performance of

single-machine programs.

- [1] M. Garey and D.S. Johnson, *Computers and Intractability; A guide to the theory of NP-completeness* (Freeman, San Francisco, 1979); C.H. Papadimitriou, *Computational Complexity* (Addison-Wesley, 1994).
- [2] M.J. Alava et al., in *Phase Transitions and Critical Phenomena*, Vol. 18, C. Domb and J.L. Lebowitz eds. (Academic Press, San Diego, 2001).
- [3] T.H. Cormen, C.E. Leiserson, R.L. Rivest, *Introduction to Algorithms* (MIT Press, 1990).
- [4] R.L. Rivest, A. Shamir, and L. Adleman, "A Method for Obtaining Digital Signatures and Public-Key Cryptosystems" (1978). <http://mit.edu/~rivest/rsapaper.ps>
- [5] V.F. Kolchin, *Random graphs* (Cambridge University Press, 1999).
- [6] N. Sourlas, Statistical mechanics and error-correcting codes in "From Statistical Physics to Statistical Inference and Back", Proc. Cargèse 1992, eds. P. Grassberger, J.P. Nadal, 1994, Kluwer Academic, pp. 195-204.
- [7] A.Z. Broder, A.M. Frieze, E. Upfal, Proc. 4th Annual ACM-SIAM Symp. on Discrete Algorithms, 322 (1993).
- [8] F. Ricci-Tersenghi, M. Weigt, R. Zecchina, Phys. Rev. E **63**, 026702 (2001).
- [9] M. Leone, F. Ricci-Tersenghi, and R. Zecchina, J. Phys. A **34**, 4615 (2001).
- [10] S. Franz, M. Leone, F. Ricci-Tersenghi, and R. Zecchina, Phys. Rev. Lett. **87** 127209 (2001).
- [11] S. Franz, M. Leone, F. Ricci-Tersenghi, and R. Zecchina, in preparation.
- [12] T.J. Schaefer, in Proc. 10th STOC, San Diego (CA, USA), ACM (1978) p.216. N. Creignou, H. Daude, and O. Dubois, preprint [arXiv:cs.DM/0106001](https://arxiv.org/abs/cs.DM/0106001).
- [13] C. Pomerance and S. Goldwasser, *Cryptology and computational number theory*. Factoring (pp 27-48). AMS Proceedings of symposia in applied mathematics, v.42 (1990).
- [14] Two solutions belong to the same cluster (resp. to different clusters) if their Hamming distance is $\mathcal{O}(1)$ [resp. $\mathcal{O}(N)$].
- [15] This is why in RSA we choose $n = p \cdot q$ with $p, q \simeq \sqrt{n}$.