

Triple minima in Free Energy of Semiflexible Polymers

Abhishek Dhar ¹ and Debasish Chaudhuri ²

¹ *Raman Research Institute, Bangalore 560080, India*

² *S.N.Bose National Center for Basic Sciences, Calcutta 700098, India.*

We study the free energy of the worm-like-chain model, in the constant-extension ensemble, as a function of the stiffness λ for finite chains of length L . We find that the polymer properties obtained in this ensemble are *qualitatively* different from those obtained using constant-force ensembles. In particular we find that as we change the stiffness parameter, $t = L/\lambda$, the polymer makes a transition from the flexible to the rigid phase and there is an intermediate regime of parameter values where the free energy has three minima and both phases are stable. This leads to interesting features in the force-extension curves.

PACS numbers: 87.15.-v, 05.20.-y, 36.20.-r, 05.40.-a

The simplest model for describing semiflexible polymers without self-avoidance is the so called Worm-Like-Chain (WLC) model [1–3]. In this model the polymer is modeled as a continuous curve that can be specified by a d -dimensional ($d > 1$) vector $\bar{x}(s)$, s being the distance, measured along the length of the curve, from one fixed end. The energy of the WLC model is just the energy due to curvature and is given by

$$\frac{H}{k_B T} = \frac{\kappa}{2} \int_0^L \left(\frac{\partial \hat{u}(s)}{\partial s} \right)^2 ds, \quad (1)$$

where $\hat{u}(s) = \partial \bar{x} / \partial s$ is the tangent vector and satisfies $\hat{u}^2 = 1$. The parameter κ specifies the stiffness of the chain and is related to the persistence length λ defined through $\langle \hat{u}(s) \cdot \hat{u}(s') \rangle = e^{-|s-s'|/\lambda}$. It can be shown that $\kappa = (d-1)\lambda/2$.

The thermodynamic properties of such a chain can be obtained from the free energy which can be either the Helmholtz's (F) free energy or the Gibb's (G) energy. In the former case one considers a polymer whose ends are kept at a fixed distance r [one end fixed at the origin and the other end at $\bar{r} = (0, \dots, 0, r)$] by an average force $\langle f \rangle = \partial F(r, L) / \partial r$, while in the latter case one fixes the force and the average extension is given by $\langle r \rangle = -\partial G(f, L) / \partial f$. It can be shown that in the thermodynamic limit $L \rightarrow \infty$ the two ensembles are equivalent and related by the usual Legendre transform $G = F - f r$. For a system with finite L/λ , the equivalence of the two ensembles is not guaranteed, especially when fluctuations become large. We note that real polymers come with a wide range of values of the parameter $t = L/\lambda$ [e.g. $\lambda \approx 0.1 \mu m$ for DNA while $\lambda \approx 1 \mu m$ for Actin and their lengths can be varied] and fluctuations in r (or f) can be very large. Then the choice of the ensemble depends on the experimental conditions. Experiments on stretching polymers are usually performed by fixing one end of the polymer and attaching the other end to a bead which

is then pulled by various means (magnetic, optical, mechanical, etc.). In such experiments one can either fix the force on the bead and measure the average polymer extension, or, one could constrain the bead's position and look at the average force on the polymer. In the former case, the Gibb's free energy is relevant while it is the Helmholtz in the second case. This point has been carefully analyzed by Kreuzer and Payne in the context of atomic force microscope experiments [4]. Theoretically, the constant-force ensemble is easier to treat, and infact an exact numerical solution has been obtained [5] (though only for $t \gg 1$). Data on force-extension experiments on DNA [6] have been explained using this ensemble [5]. The case of constant-extension ensemble turns out to be much harder and no exact solution is available. The $t \rightarrow 0$ and $t \rightarrow \infty$ cases correspond to the solvable limits of the hard rod and the Gaussian chain. The small and large t cases have been treated analytically by perturbation theory about these two limits [7–9]. Numerical simulations for different values of t have been reported by Wilhelm and Frey [10], who have also obtained series expansions valid in the small t limit. A mean-field treatment has also recently been reported [11].

In this letter we probe the nature of the transition from the Gaussian to the rigid rod with change of stiffness as shown by the form of the Helmholtz free energy of the WLC model (or equivalently the distribution of end-to-end distance). Extensive simulations are performed in two and three dimensions using the equivalence of the WLC model to a random walk with one-step memory. We find the surprising result that, over a range of values of t , the free energy has three minima. This is verified in a one-dimensional version of the model which is exactly solvable.

We first note that the WLC model describes a particle in d -dimensions moving with a constant speed (set to unity) and with a random acceleration. It is thus described by the propagator

$$Z(\bar{x}, \hat{u}, L | \bar{x}', \hat{u}', 0) = \frac{\int_{(\bar{x}', \hat{u}')}^{(\bar{x}, \hat{u})} \mathcal{D}[\bar{x}(s)] e^{-H/k_B T}}{\int \mathcal{D}[\bar{x}(s)] e^{-H/k_B T}} \quad (2)$$

where in the numerator only paths $\bar{x}(s)$, satisfying $\bar{x}(0) = \bar{x}'$, $\bar{x}(L) = \bar{x}$, $\hat{u}(0) = \hat{u}'$ and $\hat{u}(L) = \hat{u}$ are considered. It can be shown that the corresponding probability distribution $W(\bar{x}, \hat{u}, L)$ satisfies the following Fokker-Planck equation [7,8]:

$$\frac{\partial W}{\partial L} + \hat{u} \cdot \nabla_{\bar{x}} W - \frac{1}{2\kappa} \nabla_{\hat{u}}^2 W = 0 \quad (3)$$

where $\nabla_{\hat{u}}^2$ is the diffusion operator on the surface of the unit sphere in d -dimensions. The discretized version of this model is the freely rotating chain model (FRC) of semiflexible polymers [1]. In the FRC one considers a polymer with N segments, each of length $b = L/N$. Successive segments are constrained to be at a fixed angle, θ , with each other. The WLC model is obtained, in the limit $\theta, b \rightarrow 0$, $N \rightarrow \infty$ keeping $\lambda = 2b/\theta^2$ and $L = Nb$ finite.

Here we will consider the situation where the ends are kept at a fixed separation r [with \bar{x}' at the origin and $\bar{x} = \bar{r} = (0, \dots, 0, r)$] but there is no constraint on \hat{u} and \hat{u}' and they are taken as uniformly distributed. Thus we will be interested in the distribution $P(r, L) = \langle \delta(\bar{x} - \bar{r}) \rangle = \int d\hat{u} W(\bar{r}, \hat{u}, L)$: this gives the Helmholtz free energy $F(r, L) = -\text{Log}[P(r, L)]$. For the spherically symmetric situation we are considering, $P(r, L)$ is simply related to the radial probability distribution $S(r, L)$ through $S(r, L) = Cr^{d-1}P(r, L)$, C being a constant equal to the area of the d -dimensional unit sphere. It may be noted that the WLC Hamiltonian is equivalent to spin $O(d)$ models in one dimension in the limit of the exchange constant $J \rightarrow \infty$ (with $Jb = \kappa$ finite) and all results can be translated into spin language. However, for spin systems, the present free energy is not very relevant since it corresponds to putting unnatural constraints on the magnetization vector.

Numerical simulations: The simulations were performed by generating random configurations of the FRC model and computing the distribution of end-to-end distances. To obtain equivalence with the WLC model the appropriate limits were taken. We note that because these simulations do not require equilibration, they are much faster than simulations on equivalent spin models and give better statistics. The number of configurations generated was around 10^8 for chains of size $N = 10^3$. We verified that increasing N did not change the data significantly. As a check on our numerics we evaluated $\langle r^2 \rangle$ and $\langle r^4 \rangle$. Using Eq. (3) and following [12] we can compute these (in all dimensions):

$$\begin{aligned} \langle r^2 \rangle &= \frac{4\kappa L}{d-1} - \frac{8\kappa^2(1 - e^{-\frac{(d-1)L}{2\kappa}})}{(d-1)^2} \\ \langle r^4 \rangle &= \frac{64\kappa^4(d-1)}{d^3(d+1)^2} e^{-\frac{dL}{\kappa}} - \frac{128\kappa^4(d+5)^2}{(d-1)^4(d+1)^2} e^{-\frac{(d-1)L}{2\kappa}} + \\ &\quad \frac{64\kappa^3 L(d^2 - 8d + 7)}{(d-1)^4(d+1)} e^{-\frac{(d-1)L}{2\kappa}} + \frac{64\kappa^4(d^3 + 23d^2 - 7d + 1)}{(d-1)^4 d^3} \end{aligned}$$

$$- \frac{64\kappa^3 L(d^3 + 5d^2 - 7d + 1)}{(d-1)^4 d^2} + \frac{16\kappa^2 L^2(d^3 - 3d + 2)}{d(d-1)^4}. \quad (4)$$

Infact it is straightforward to compute all even moments, though it becomes increasingly tedious to get the higher moments. Our numerics agrees with the exact results to around 0.1% for $\langle r^2 \rangle$ and 0.5% for $\langle r^4 \rangle$.

The function P has the scaling form $P(r, L) = \frac{1}{L^d} p(r/L, L/\lambda)$ and we will focus on determining the function $p(v, t)$ [13]. In Fig. (1) and Fig. (2), we show the results of our simulations in two and three dimensions. At large values of t there is a single maximum at $v = r/L = 0$ corresponding to a Gaussian distribution while at small t , the maximum is close to the fully extended value of $v = \pm 1$. The transition is *first-order-like*: as we decrease t , at some critical value, p develops two additional maxima at non-zero values of v . Further decreasing t weakens the maximum at $v = 0$ until it finally disappears and there are just two maxima which correspond to the rigid chain.

For the limiting cases of small and large values of t there are analytic results for the distribution function and as can be seen in Fig. (1,2) our data agrees with them. For large t we find that Daniels approximation [7], which is a perturbation about the Gaussian, fits the data quite well. In the other limit of small t the series solutions provided in [10] fits our data. For intermediate values of t neither of the two forms are able to capture, even qualitatively, the features of the free energy. Specifically, we note that all the analytic theories (perturbative, series expansions and mean-field)

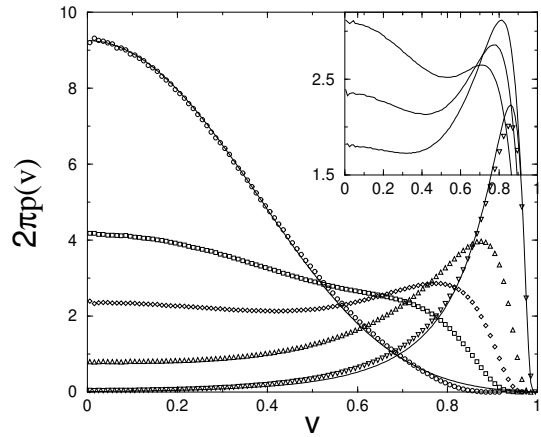


FIG. 1. Monte-Carlo data for $p(v, t)$ for the 2-dimensional WLC for values of $t = 10(\circ)$, 5, 3.33, 2 and 1(∇). The inset is a blowup of curves in the transition region ($t = 4, 3.33, 2.86$) and clearly shows the presence of the two maxima. Note that because of $\pm v$ symmetry, we have plotted data for positive u values only. For the fits at large and small t see text.

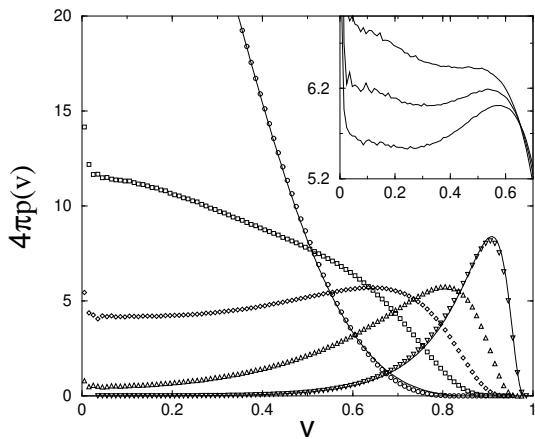


FIG. 2. Monte-Carlo data for $p(v, t)$ for the 3-dimensional WLC for values of $t = 10$ (○), 5, 3.33, 2 and 1 (▽). The inset is a blowup of curves in the transition region ($t = 4, 3.85, 3.7$) and shows the presence of the two maxima.

predict a second-order-like transition and do not give triple minima of the free energy for any parameter value.

It is instructive to study the following one-dimensional version of the WLC which shows the same qualitative features (the equivalent spin problem is the Ising model). We consider a N step random walk, with step-size b which, with probability ϵ , reverses its direction of motion and with $1 - \epsilon$, continues to move in the same direction. The appropriate scaling limit is: $b \rightarrow 0$, $\epsilon \rightarrow 0$, $N \rightarrow \infty$ keeping $L = Nb$, $t = L/\lambda = 2N\epsilon$ finite. Defining $Z_{\pm}(x, L)$ as the probability of the walker to be at x with either positive or negative velocity, we have the following Fokker-Planck equation:

$$\frac{\partial Z_{\pm}}{\partial L} = \mp \frac{\partial Z_{\pm}}{\partial x} \mp \frac{1}{2\lambda}(Z_{+} - Z_{-}) \quad (5)$$

This can be solved for $P(x, L) = Z_{+} + Z_{-} = \frac{1}{L}p(x/L, L/\lambda)$. We get

$$p(v, t) = \frac{e^{-t/2}}{4\pi} \int_{-\infty}^{\infty} dy e^{iyv} [2(\cos(y^2 - t^2/4)^{1/2} - \cos y) + \frac{t \sin(y^2 - t^2/4)^{1/2}}{(y^2 - t^2/4)^{1/2}}] + \frac{e^{-t/2}}{2} [\delta(v - 1) + \delta(v + 1)]. \quad (6)$$

The above integral can be evaluated numerically. In Fig. 3 we have plotted $p(v, t)$ for different values of stiffness. We find that the probability distribution has three peaks for all values of t . Unlike in 2 and 3 dimensions, the δ -function peaks at $v = \pm 1$ (which corresponds to fully extended chains) persist at all values of stiffness though their weight decays exponentially. Similarly the peak at $v = 0$ is always present.

Discussion: The most interesting result of this paper is the triple minima seen in the Helmholtz free energy of the WLC. Physically, this results from the competing effects of entropy, which tries to pull in the polymer and

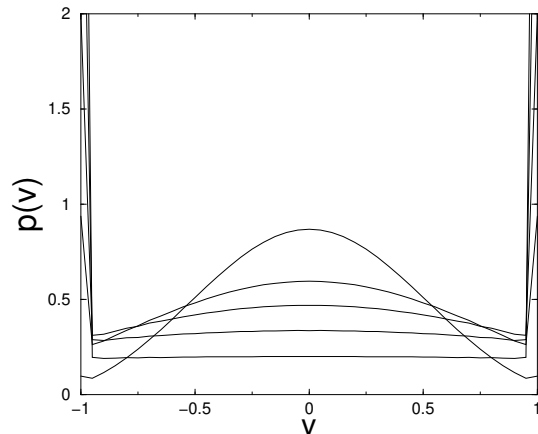


FIG. 3. The exact distribution $p(v, t)$ of the 1-dimensional WLC as determined by numerically evaluating Eq. (6) for different values of t (10, 5, 3.33, 2, 1). Even for the most stiff chain considered here ($t = 1$), the distribution has a peak at the centre (in addition to the δ -function peaks at ends) though it looks flat.

the bending energy, which tries to extend it. This form of the free energy leads to a highly *counterintuitive force-extension curve*, very different from what one obtains from the constant force ensemble or from approximate theories. In Fig. (4) we show the force-extension curve for a two dimensional chain with $t = 3.33$. We see that there are two stable positions for which the force is zero. We note that if one works in the constant-force ensemble, it is easy to show that $\partial \langle r \rangle / \partial f = \langle r^2 \rangle - \langle r \rangle^2$ and so the force-extension is always monotonic. However, in the constant-extension ensemble, there is no analogous result (*for finite systems*), and consequently monotonicity is not guaranteed.

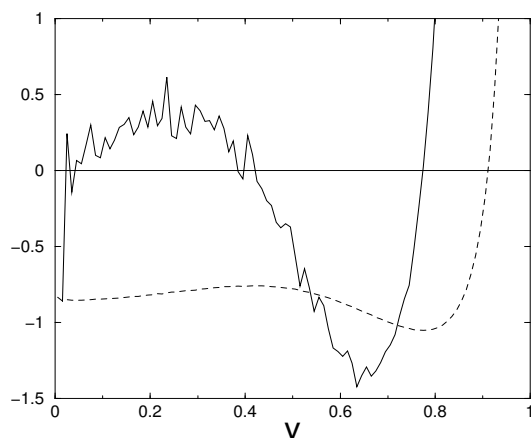


FIG. 4. The free energy (dotted line) and the corresponding force-extension curve (solid line) for a 2-dimensional chain with $t = 3.33$.

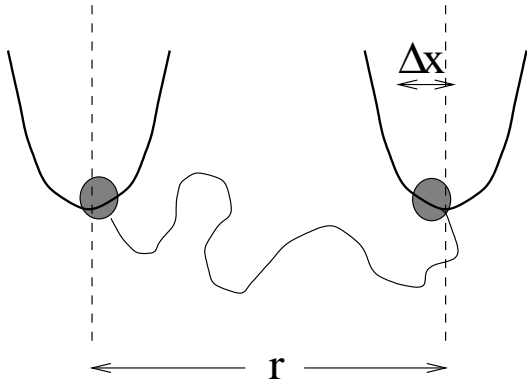


FIG. 5. A schematic of the experimental set-up required to realize the constant-extension ensemble discussed in the paper (see refn. [14]). The spring constant k of the trap is made large (in all directions) so that the average displacement of the bead $\langle \Delta x \rangle$ from the trap center is small. The average force on the polymer is: $\langle f \rangle = k \langle \Delta x \rangle$.

Most of the recent experiments on stretching DNA have been performed for $t \gtrsim 100$. The distribution is then sharply peaked at zero and one can expect the equivalence of different ensembles. Experimentally the value of t can be tuned by various means, for example, by changing the length of the polymer or the temperature. Polymer-stretching experiments can thus be performed in the intermediate range of t values. Since we consider the tangent vectors at the polymer-ends to be unconstrained an accurate experimental realization of our set-up would be one in which both ends are attached to beads [see Fig. (5)]. The beads are put in optical traps and so are free to rotate [this setup is identical to the one used in refn. [14]]. Making the traps stiff corresponds to working in the constant-extension ensemble and one can measure the average force. Our predictions can then be experimentally verified. As suggested in [10], a more direct way of measuring the Helmholtz free energy would be to attach marker molecules at the ends of the polymer and determine the distribution of end-to-end distances. Fluorescence microscopy as in [15] could be another possible method. It is to be remembered of course that real polymers are well-modeled by the WLC model provided we can neglect monomer-monomer interactions (steric, electrolytic etc.). Thus the experiments would really test the relevance of the WLC model in describing real semiflexible polymers in different stiffness regimes.

In conclusion we have presented some new and interesting properties of the WLC model and have pointed out that polymer properties are ensemble-dependent. We hope this will motivate further experimental and theoretical work on this simplest model for semiflexible polymers.

We thank Onuttom Narayan and Joseph Samuel for valuable suggestions and for critically reading the

manuscript.

Note: After submission of this paper, an exact numerical solution of the WLC model has been obtained, and has reproduced our results [16].

-
- [1] M. Doi and S. F. Edwards, *The theory of Polymer Dynamics* (Clarendon, Oxford, 1992).
 - [2] N. Saito, K. Takahashi, and Y. Yunoki, *J. Phys. Soc. Jpn.* **22**, 219 (1967).
 - [3] E. Frey et al, condmat/9707021/.
 - [4] H. J. Kreuzer and S. H. Payne, *Phys. Rev. E* **63**, 021906 (2001).
 - [5] J. F. Marko and E. D. Siggia, *Macromolecules* **28**, 8759 (1995).
 - [6] S. B. Smith, L. Finzi and C. Bustamante, *Science* **258**, 1122 (1992).
 - [7] H. E. Daniels, *Proc. Roy. Soc. Edinb.* **63A**, 290 (1952).
 - [8] W. Gobush et al, *J. Chem. Phys.* **57**, 2839 (1972).
 - [9] T. Norisuye, H. Murakama and H. Fujita, *Macromolecules* **11**, 966 (1978).
 - [10] J. Wilhelm and E. Frey, *Phys. Rev. Lett* **77**, 2581 (1996).
 - [11] D. Thirumalai and B. Y. Ha, condmat/9705200/.
 - [12] J. J. Hermans and R. Ullman, *Physica* **18**, 951 (1952).
 - [13] Wilhelm and Frey [10] have looked at the radial distribution $S(r, L)$ which however misses the interesting details of the transition. We note that the relevant distribution here is indeed $p(v, t)$ since this gives the Helmholtz free energy.
 - [14] J.-C. Meiners and S. R. Quake, *Phys. Rev. Lett.* **84**, 5014 (2000).
 - [15] A. Ott et al, *Phys. Rev. E* **48**, R1642 (1993).
 - [16] J. Samuel and S. Sinha, submitted to *Phys. Rev. Lett.*