

Relaxation, the Boltzmann-Jeans Conjecture and Chaos

Naoko NAKAGAWA

Department of Mathematical Science, Faculty of Science, Ibaraki University, Mito, Ibaraki 310-8512, Japan

Kunihiko KANEKO

Department of Pure and Applied Sciences, College of Arts and Sciences, University of Tokyo, Tokyo 153, Japan

Slow (logarithmic) relaxation from a highly excited state is studied in a Hamiltonian system with many degrees of freedom. The relaxation time is shown to increase as the exponential of the square root of the energy of excitation, in agreement with the Boltzmann-Jeans conjecture, while it is found to be inversely proportional to residual Kolmogorov-Sinai entropy, introduced in this Letter. The increase of the thermodynamic entropy through this relaxation process is found to be proportional to this quantity.

05.45.Jn 05.70.Ln 05.45-a 87.10.+e

Study of the relaxation from highly excited states is important not only in physico-chemical systems but also in biological systems. It has been reported that excitations of some protein molecules are maintained over anomalously long time spans [1]. Such behavior is relevant to enzymatic reactions, and in particular to their biological functions, because these molecules must maintain their excited state (brought about, say, by ATP) to be able to proceed from one process to the next.

Typically, a Hamiltonian system with a sufficiently large number of degrees of freedom relaxes to equilibrium. This relaxation process, however, is not necessarily fast. For instance, some Hamiltonian systems can exhibit logarithmically slow relaxation from excited states, called Boltzmann-Jeans conjecture (BJC), which was first noted by Boltzmann [2], explored by Jeans [3], Landau and Teller [4], and then has been studied in terms of nonlinear dynamics [5]. In the BJ conjecture, the relaxation to equilibrium is required, but existence of chaos is not explicitly assumed. On the other hand, irreversible relaxation is often studied in relationship with chaos. In the present paper we study slow relaxation of a type in agreement with the BJC, by using a Hamiltonian dynamical system with a large number of degrees of freedom, and explore its possible relationship with chaos.

We consider dynamics with the Hamiltonian

$$H = K + V = \sum_{i=1}^N \frac{p_i^2}{2} + \sum_{i,j=1}^N V(\theta_i, \theta_j) \quad (1)$$

describing a set of pendula, where p_i is the momentum of the i -th pendulum. The potential V is chosen so that each pair of pendula interacts only through their phase difference [6,7]:

$$V(\theta_i, \theta_j) = \frac{1}{2(2\pi)^2 N} \{1 - \cos(2\pi(\theta_i - \theta_j))\}. \quad (2)$$

Hence, the evolution equations for the momentum p_i and the phase θ_i are given by

$$\dot{p}_j = \frac{1}{2\pi N} \sum_{i=1}^N \sin(2\pi(\theta_i - \theta_j)), \quad \dot{\theta}_j = p_j. \quad (3)$$

This form of the interaction is chosen so that there is an attractive force tending to align the phases of all the pendula. The thermodynamic properties of this model in the $N \rightarrow \infty$, as well as the finite-size effect, are investigated in Ref. [7,8]. Here we mainly discuss the case with $N = 10$, which is sufficiently large to exhibit the thermodynamic properties, and the results to be discussed are valid for a larger system. The temperature of the system can be defined as $T \equiv \langle 2K \rangle / N$, which is a monotonically increasing function of the total energy E .

As studied in Refs. [6–9], each pendulum in this system exhibits small-amplitude vibration when the total energy is small, while, as the energy is increased, some pendula begin to display rotational behavior over many cycles. The relaxation of the rapidly rotating pendula into a vibrating assembly is rather slow, since their average interaction with the assembly almost cancels out over the slow time scale of the assembly, due to the rapid rotation. Here we concentrate on such slow relaxation of the rotational mode to the vibrational modes.

The slow relaxation from a highly excited state is investigated systematically in the situation that the excited state is prepared by applying an instantaneous kick to a certain pendulum in the system. An example of the relaxation process following this kick is depicted in Fig.1, where it is seen that the kicked pendulum continues to rotate in isolation, maintaining a large energy. The relaxation time t_R is defined as the interval of time from the kick to the point of which kinetic energy of the kicked pendulum first becomes smaller than K/N .

The relaxation process depends on the energy E_0 imported by the kick and also on the state of the other $N-1$ pendula. Hereafter we call this assembly the ‘bulk’. The bulk state is parameterized by the total energy E (or the temperature T) of the system before the kick [10].

The mean relaxation time $\langle t_R \rangle$ over an ensemble of initial conditions was computed by fixing E and varying E_0 . As shown in Fig.2, the relaxation time increases exponentially with the kicked energy E_0 [11] as

$$\langle t_R \rangle \propto \exp(\alpha\sqrt{E_0}), \quad (4)$$

for sufficiently large values of E_0 . Here $\langle \cdot \rangle$ represents an ensemble average and α is a constant. When the value of E_0 is fixed, $\langle t_R \rangle$ decreases as a function of E , as is seen in the figure.

The above exponential form of the relaxation agrees with that given by the BJC, which describes the relaxation time for a system consisting of two parts with very different frequencies as an exponential of the ratio of the two frequencies. Assuming the separation of time scales of the kicked pendulum and the bulk pendula, this exponential growth can be obtained through the Fourier analysis of the interaction term, as shown by Landau and Teller [4] (see also [5]).

In this argument, chaotic dynamics are not explicitly included, while chaos is often relevant to the irreversible relaxation to equilibrium. Actually, we have observed the exponential law (4) in numerical studies clearly, as long as the Hamiltonian dynamics for the given energy E uniformly exhibits chaotic behavior without remnants of KAM tori. In this regime, $\langle t_R \rangle$ decreases with the energy E , as shown in the inset of Fig.2. On the other hand, in the regime of the small values of E , the relaxation process highly depends on the initial condition and it is difficult to define average relaxation time. The hindrance of relaxation is associated with the weakness of chaos, since the relaxation of the rotating pendulum stops when the dynamics of the bulk is trapped to the vicinity of remnants of tori. Now, we study a possible relationship between the relaxation time and the chaotic dynamics of the bulk.

First let us consider the nature of the dynamics in the limit $E_0 \rightarrow \infty$. In this case, the kicked pendulum is completely free from the bulk of vibrating pendula, whose collective motion is simply that determined by the Hamiltonian of its $(N-1)$ pendula. At a finite value of E_0 , the dynamics of the bulk deviate from those in the $E_0 \rightarrow \infty$ limit, due to the interaction with the kicked pendulum. In order to quantify such deviation, we choose bulk states with energies distributed around a given E , and compute the Lyapunov spectrum $\lambda_i(E_0)$ for various values of E_0 . Note that, in the limit $E_0 \rightarrow \infty$, $\lambda_{N-2} = 0$ corresponding to the free rotation of the kicked pendulum, while $\lambda_{N-1} = \lambda_N = 0$ always holds due to the conservation of the total momentum and energy.

Since the kinetic energy K_r of the kicked pendulum fluctuates and relaxes, $\lambda_i(E_0)$ is computed in the case that K_r satisfies $|E_0 - K_r| < \delta$, with a small constant δ . Since the relaxation of K_r is very slow, this condition is satisfied over a time sufficiently long to compute the local exponents. In order to insure the convergence of the Lyapunov exponents, we take an ensemble average of such local exponents [12]. (The existence of such time scale for the convergence is guaranteed by the slow relaxation, and indeed is confirmed numerically.)

The values of the computed Lyapunov exponents increase as E_0 decreases. The increased part of the Lyapunov exponents from those at $E_0 \rightarrow \infty$ limit characterizes the amplification of the chaotic instability due to the interaction between the kicked pendulum and the bulk. With this in mind, we define the residual Lyapunov spectra by

$$\Delta\lambda_i(E_0) \equiv \lambda_i(E_0) - \lim_{E_0 \rightarrow \infty} \lambda_i(E_0). \quad (5)$$

From detailed numerical experiments, we find that the two scaling relationships;

$$\lambda_{N-2}(E_0) = \Delta\lambda_{N-2}(E_0) \propto \exp(-\beta_1\sqrt{E_0}), \quad (6)$$

$$\Delta h(E_0) \equiv \sum_{i=1}^{N-3} \Delta\lambda_i \propto \exp(-\beta_2\sqrt{E_0}) \quad (7)$$

hold for sufficiently large values of E_0 . Here β_1 is smaller than β_2 , as shown in Fig.3(a).

Since $\lambda_{N-2} = 0$ in the limit $E_0 \rightarrow \infty$, the scaling of λ_{N-2} represents the decrease in the degree of chaos of the kicked pendulum. The sum of the remaining positive Lyapunov exponents, then, is expected to correspond to the Kolmogorov-Sinai (KS) entropy of the bulk, and the increase in the degree of chaos of the bulk due to the interaction with the kicked pendulum is given by Δh . (Note that the increase of Lyapunov exponents is not due to the increase of the average velocity in the bulk. Indeed, we have numerically confirmed that the temperature of the bulk for finite E_0 is not shifted from that in the limit $E_0 \rightarrow \infty$.)

Since Δh is associated with the dynamics of the bulk and how it is affected by the energy absorbed from the kicked pendulum, we expect that it is related to the relaxation time $\langle t_R \rangle$ [13]. Indeed α in Eq.(4) and β_2 in Eq.(7) appears to be equal from our numerical results. The relationship between $\langle t_R \rangle$ and Δh is plotted in Fig.3(b), which supports the relationship

$$\Delta h \propto \langle t_R \rangle^{-1}. \quad (8)$$

Thus, we find that the degree of chaos is closely related to the relaxation time scale.

The relationship between the relaxation and the residual KS entropy Δh can be roughly explained as follows: In a Hamiltonian system, for every orbit, there exists a time-reversed orbit, obtained by changing the sign of all p_i . However, because of the interaction with the kicked element, to obtain the time-reversed orbit of the bulk, a slight modification of each pendulum, in addition to the simple reversed of each of their momenta, $p_i \rightarrow -p_i$, is needed. Since the KS entropy h is a measure of the time rate of loss of the information concerning the initial conditions as an orbit evolves, the measure of orbits that can be considered the reversed orbit of some given orbit over a time t decreases with $\exp(-ht)$. Therefore, the

time scale for the irreversible relaxation is proportional to the inverse of the KS entropy difference between the original and the reversed orbits. Hence, the relationship Eq.(8) between the time scale for the relaxation and the residual KS entropy is reasonable.

Next, we study dynamics on the long time scale of the order of $\langle t_R \rangle$. To compare the relaxation from various kicked energies E_0 , it is convenient to use the scaled time $\tau = t/\langle t_R \rangle$, where $\langle t_R \rangle$ is a function of E_0 . We note that the time scale of relaxation decreases as the energy of the kicked pendulum, K_r , decreases. Then the above definition of τ implies $\tau = t/t_R(\tilde{K}_r)$ along the relaxation, where \tilde{K}_r is the coarse-grained energy of the kicked pendulum over a long time scale and $t_R \propto \exp(\alpha\sqrt{\tilde{K}_r})$.

Now, we derive an equation describing the relaxation of \tilde{K}_r on the time scale of τ . We have computed the difference δK_r over the time steps $\delta\tau$ for many samples of orbits starting from a given K_r . As shown in Fig.4, the data are satisfactory fit by $\frac{\langle \delta K_r \rangle}{\delta\tau} = -C$, with a constant C ($\simeq 0.035$) for various values of K_r and E . Then the coarse-grained equation for the relaxation is obtained as $dK_r/d\tau = -C$. Noting that the interaction energy between the bulk and the kicked pendulum is tiny and recalling the conservation of energy, we get $dE/d\tau = C$. Thus, with regard to the relaxation process, the difference in the details of the dynamical properties of the system under different conditions are eliminated by considering the scaled time τ , while the dynamics and properties of the bulk seem to be strongly dependent on the value of E . From the above equation, for the original time variable t , K_r decays in the logarithmic time scale.

Now it is possible to consider the entropy increase of the bulk occurring during the relaxation. Since we have assumed that the slow change of the bulk part can be described by the slow change of thermodynamic quantities, the increase of the entropy of the bulk is estimated as

$$\frac{dS}{d\tau} = \frac{dS}{dE} \frac{dE}{d\tau} = \frac{C}{T}, \quad (9)$$

where T is the temperature of the bulk. This relation is obtained by noting that the process here is sufficiently slow to define these thermodynamic quantities on a coarse-grained time scale.

Since $\tau = t/t_R \propto \Delta h$, by Eq.(8), the relation

$$\frac{dS}{dt} \propto \Delta h \quad (10)$$

for the relaxation process is obtained from Eq.(9). The proportionality in Eq. (10) relates two kinds of directed motion towards equilibrium: Δh corresponds to the amplification of chaos in the equi-energy surface of the bulk, whereas dS/dt represents the growth of this equi-energy surface towards equilibrium. It should also be noted that this relationship holds not near the equilibrium state of the total system but for the nonlinear relaxation process from a highly excited state.

The relationship between chaotic dynamics and irreversibility has been extensively studied [13–15]. A relationship between the thermodynamic entropy and the irreversible information loss was proposed by Sasa and Komatsu in the case that an external operation causes a transition from one equilibrium state to another. We believe that our relation between the residual KS entropy and the thermodynamic entropy is related to it, although ours applies to the spontaneous relaxation.

To sum up, we have obtained the following relationship between the relaxation time, t_R , and the energy supplied by an external kick, E_0 : $t_R \propto \exp(\alpha\sqrt{E_0})$. Then, this relaxation time t_R is found to be proportional to the inverse of the residual KS entropy, that is, the difference between the KS entropy of the bulk interacting with the kicked element and that of the isolated bulk. By rescaling time by t_R , the excited energy is found to relax at a rate that is independent of the energy of the kicked element and the bulk. Finally, we find evidence that the rate of entropy generation is proportional to the residual KS entropy.

Although these three relationships were found through numerical study of the Hamiltonian (1), we expect that they hold generally for relaxation processes in Hamiltonian systems under the condition that in the limit of high excitation, the interaction between the excited elements and the unexcited bulk vanishes. Indeed, we have numerically found that Eqs.(4) and (8) are valid also for a coupled pendulum model with the nearest-neighbor coupling on a square lattice. It is important to examine the universality of the three relationships we have found, and also to study their relevance in regard to intra-molecular relaxation processes, including application to the energy transduction carried out by biological molecular motors.

The authors are grateful to S. Sasa and T. S. Komatsu for stimulating discussions. This research was supported by Grants-in-Aids for Scientific Research from JSPS and the REIMEI Research Resources of JAERI.

-
- [1] A. Ishijima, et al., Cell **92** (1998) 161.
 - [2] L. Boltzmann, Nature **51** (1895) 413.
 - [3] J. H. Jeans, Phil. Mag. **6** (1903) 279; **10** (1905) 91.
 - [4] L. Landau and E. Teller, Physik. Z. Sowjetunion **11** (1936) 18.
 - [5] G. Benettin, L. Galgani and A. Giorgilli., Comm. Math. Phys., **121** (1989) 557. O.Baldin and G.Benettin, J.Stat.Phys. **62**, 201 (1991).
 - [6] T. Konishi and K. Kaneko, J. Phys. A **25** (1992) 6283.
 - [7] M. Antoni and S. Ruffo, Phys. Rev. E **52** (1995) 2361.
 - [8] V. Latora, A. Rapisarda and S. Ruffo, Phys. Rev. Lett. **80** (1998) 692.
 - [9] Y. Y. Yamaguchi, Prog. Theor. Phys. **95** (1996) 717.

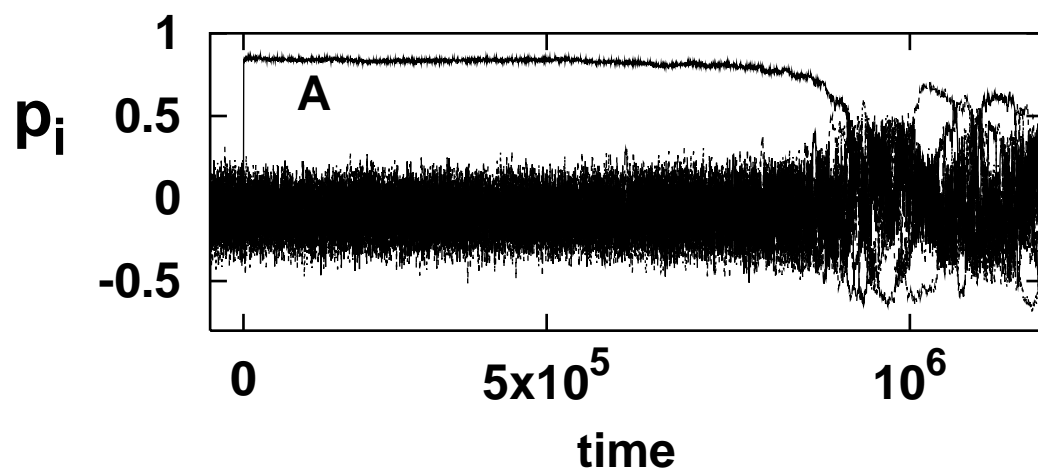
- [10] Although the energy of the bulk increases with relaxation, this parameterization is appropriate, at least in the lowest order approximation for large E_0 , since the bulk and the kicked pendulum spend most of the relaxation time around the state it is in just after the kick (see Fig.1).
- [11] N. Nakagawa and K. Kaneko, J. Phys. Soc. Jpn., **69** (2000) 1255.
- [12] In preparation for the simulation, the pendula are allowed to evolve for a sufficiently long time from an initial state with total energy E . Then one pendulum is kicked, instantaneously increasing its kinetic energy from nearly 0 to E_0 .
- [13] For a pioneering study in which Lyapunov exponents are related to relaxation, see the work of Krylov in *Works on the Foundation of Statistical Physics* (Princeton Univ. Press, Princeton, NJ, 1979), pp.193-206. Also see Shinjo K. and Sasada S., Phys. Rev. E, **54** (1996) 4685 for a possible relationship between directional motion and Lyapunov exponents.
- [14] M. Dzugutov, E. Aurell and A. Vulpiani, Phys. Rev. Lett., **81** (1998) 1762.
- [15] S. Sasa and T. S. Komatsu, Phys. Rev. Lett., **82** (1999) 912.

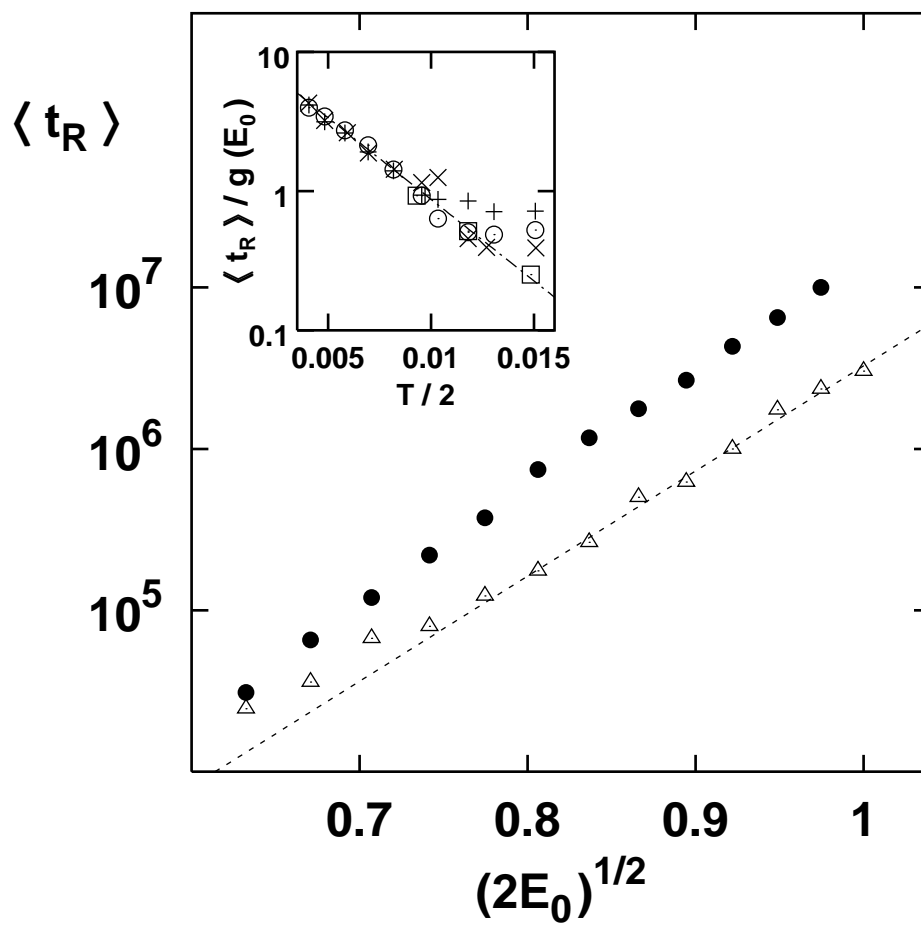
FIG. 1. Time series of the momenta p_i ($1 \leq i \leq N$) in the process of energy relaxation after an instantaneous kick at $t = 0$. Here, $E/N = 0.0205$, $N = 10$ and $E_0 = 0.35$. A is the time series of the kicked pendulum.

FIG. 2. Ensemble average of the relaxation time $\langle t_R \rangle$ as a function of the square root of the injected energy E_0 . Here, (\triangle) $E/N = 0.0205$ ($T = 0.019$), (\bullet) $E/N = 0.0118$ ($T = 0.008$). The dotted line represents $g(E_0) \equiv \exp(15\sqrt{2E_0})$. In the inset, in order to see the close up temperature dependence of $\langle t_R \rangle$, $\langle t_R \rangle/g(E_0)$ is plotted as a function of T for four values of E_0 : $E_0 = 0.35$ (+), 0.4 (\circ), 0.45 (\times) and 0.5 (\square). The data are fit by the function $13\exp(-135T)$ for small T .

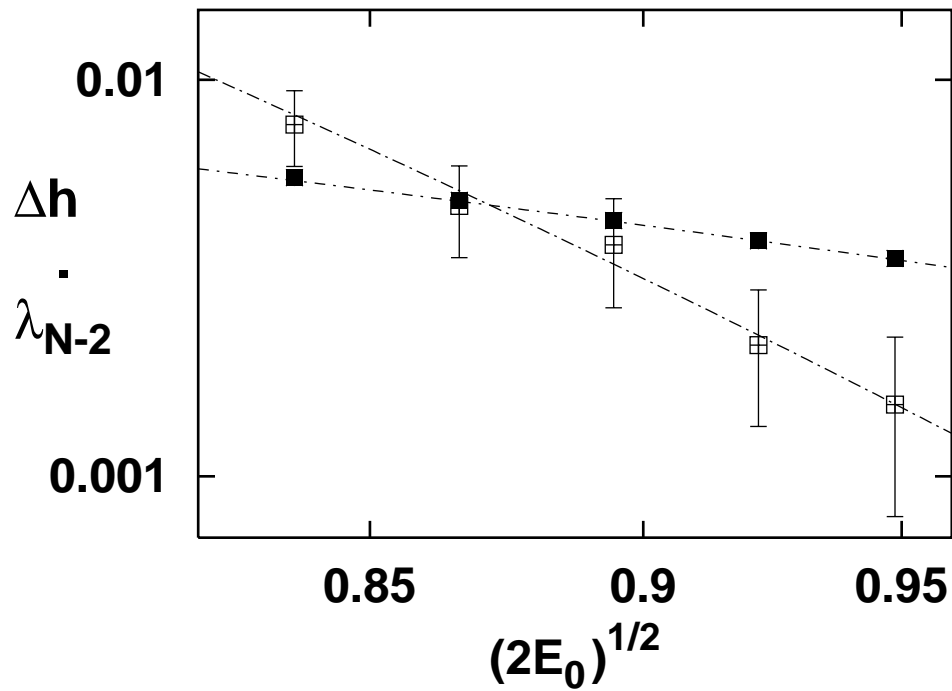
FIG. 3. (a) Dependence of λ_{N-2} (\circ) and Δh (\square) on E_0 for $E/N = 0.0205$ ($T = 0.019$). The data are fit by the lines $\Delta\lambda_{N-2} \propto \exp(4.1\sqrt{2E_0})$ and $\Delta h \propto \exp(15\sqrt{2E_0})$. (b) $\langle t_R \rangle$ as a function of Δh for $E/N = 0.0205$ ($T = 0.019$). To calculate the Lyapunov Spectrum $\lambda_i(E_0)$, we adopt the criterion $|E_0 - K_r| < \delta$, with $\delta = 0.00375$. The calculated $\lambda_i(E_0)$ is found to converge for small δ .

FIG. 4. $\langle \delta K_r \rangle / \delta \tau$ for $\delta \tau = 0.01$ (\circ) and 0.001 (\square). upper: dependence on the temperature T . lower: dependence on the energy K_r of the kicked pendulum. The data suggest that $\langle \delta K_r \rangle / \delta \tau$ is independent of $\delta \tau$, K_r and T .





(a)



(b)

