

# Donor Centers and Absorption Spectra in Quantum Dots

Jaime Zaratiegui García\*

*Department of Physical Sciences, P.O. Box 3000, FIN-90014 University of Oulu, Finland and  
Departamento de Física Teórica, Universidad del País Vasco, Apdo. 644, 48080 Bilbao, Spain*

Pekka Pietiläinen<sup>†</sup> and Petteri Hyvönen<sup>‡</sup>

*Department of Physical Sciences, P.O. Box 3000, FIN-90014 University of Oulu, Finland  
(Dated: July 22, 2019)*

We have studied the electronic properties and optical absorption spectra of three different cases of donor centers,  $D^0$ ,  $D^-$  and  $D^{2-}$ , which are subjected to a perpendicular magnetic field, using the exact diagonalization method. The energies of the lowest lying states are obtained as function of the applied magnetic field strength  $B$  and the distance  $\zeta$  between the positive ion and the confinement  $xy$ -plane. Our calculations indicate that the positive ion induces transitions in the ground-state, which can be observed clearly in the absorption spectra, but as  $\zeta \rightarrow 0$  the strength of the applied magnetic field needed for a transition to occur tends to infinity.

PACS numbers: 73.21.-b, 71.35.-y

## I. INTRODUCTION

State-of-the-art techniques in the manufacture of semiconductor devices have made it possible to construct quasi-zero-dimensional electron systems or quantum dots, also known as artificial atoms. These small solid-state systems have similarities with properties of atoms. Their charge and energy spectra are quantized, and also they have a full energy level structure<sup>1</sup>. Because of this, they are sometimes known as “artificial atoms”<sup>1</sup>, or as “designer atoms”<sup>2</sup>. Modern techniques like self-organized growth or molecular beam epitaxy, allow scientists to fabricate devices as small as 10 nm and yet their size, shape and other properties can be controlled in the experiments. Two-dimensional electron systems (2DES) are confined laterally in between two semiconductor layers. Usually the materials are GaAs and  $\text{Ga}_{1-x}\text{Al}_x\text{As}$ . The comparison between quantum dots and real atoms is very descriptive, the nuclear attractive potential is replaced by an artificially created confinement.

There is an increasing interest in the electronic structure and properties of donor centers in semiconductors and quantum dots in magnetic fields. Our work has been focused in studying the cases of the neutral donor center ( $D^0$ ), negative donor center ( $D^-$ ), which is formed by a neutral donor trapping an extra electron<sup>3</sup>, and the case of a neutral donor which traps 2 electrons ( $D^{2-}$ ). In these quasi-two-dimensional systems electrons are confined to the  $xy$ -plane and a positive ion is located at a distance  $\zeta$  from the plane in the  $z$  axis. This model was originally proposed by Fox and Larsen<sup>4</sup>. If we restrict to the condition  $\zeta = 0$  we are dealing with strictly two-dimensional donor centers. The greatest interest has been paid into the case of the negative donor center  $D^-$  because it is the one of greater physical interest. Riva *et al.* considered in a previous theoretical work<sup>5</sup> the  $D^-$  system for quantum well structures. They found singlet-triplet transitions as function of the magnetic field and the parameter  $\zeta$ .

The negative hydrogenic donor center  $D^-$ , is the solid-

state analog of the  $\text{H}^-$  ion, which consists of a positive ion with two bounded electrons. This system has attracted considerable attention since the early days of quantum mechanics. It was as early as 1929, when Bethe<sup>6</sup> predicted the stability of the  $\text{H}^-$  ion. Nowadays it is well known that at zero magnetic field  $\text{H}^-$  has only one bound state, while when magnetic field increases, the ion binds additional states. This problem has also attracted attention in astrophysics, as the negative hydrogen ion has been found to be of great importance for the opacity of the atmosphere of the sun and of similar stars<sup>7</sup>.

The existence of  $D^-$  centers in center-doped  $\text{GaAs}/\text{Al}_x\text{Ga}_{1-x}\text{As}$  multiple quantum wells was first reported by Huant, Nadjia and Etienne<sup>8</sup> in 1990. A system in which two electrons confined to the  $xy$ -plane are bound by a positive ion is called a strictly two-dimensional  $D^-$  center. Fox and Larsen<sup>4</sup> called it  $D^-$  barrier center. It is modeled by generalizing the strictly two-dimensional model by retaining electron confinement in the  $xy$ -plane, but moving the positive ion to a distance  $\zeta$  from the plane on the  $z$ -axis. In recent years, there has been a lot of theoretical work on the negative donor barrier<sup>9</sup>. The behavior of the strictly two-dimensional  $D^-$  center in the middle of narrow quantum wells is known in the strong magnetic field limit<sup>10,11,12</sup>.

In a recent article<sup>13</sup> Brun *et al.* have made near-field spectroscopy measurements of  $\text{CdTe}/\text{ZnTe}$  single quantum dot at low temperatures. They found in the photoluminescence spectrum peaks proving the existence of neutral and negatively charged excitons ( $X$  and  $X^-$  respectively) and also multi-excitons. Charged excitons form by hole trapping by residual acceptors in the barrier material. They claim that the signature of the double-negatively charged exciton  $X^{2-}$  is present in the photoluminescence spectra. These latest experiments have motivated us in considering the calculation of the far infrared (FIR) absorption spectra for  $D^-$  and  $D^{2-}$  centers.

$D^-$  centers are one of the simplest many-body systems which cannot be solved exactly. This system is very inter-

esting in the study of electron-electron correlations, because we can expect that one of the electrons can screen the positive ion for the other one and this would not be affected by the Coulombic interaction. In our model the separation from the dot to the positive ion is expressed in units of  $a_B^* = \hbar^2 \epsilon / m^* e^2$  (effective Bohr radius).

## II. THE EXACT TREATMENT

We consider a model of donor centers like in earlier works but generalized for a number of electrons  $n_e$ . We work with electron of effective mass  $m^*$  moving in the  $xy$ -plane confined to a parabolic potential and subjected to a perpendicular magnetic field. In the numerical calculations that follow, we have used material parameters appropriate for GaAs, *i.e.*  $\epsilon = 13$  and  $m^* = 0.067 m_e$ . We have included spin in our quantum dot calculations but ignored the Zeeman energy. The confinement potential strength is chosen to be the one of GaAs dots, *i.e.*  $\hbar\omega_0 = 4$  meV and the effective Bohr radius is  $a_B^* = 102.8$  Å. The Hamiltonian for a donor center containing  $n_e$  electrons is given by

$$\mathcal{H} = \mathcal{H}_0 + \mathcal{H}_D + \frac{1}{2} \frac{e^2}{\epsilon} \sum_{i \neq j} \frac{1}{|\mathbf{r}_i - \mathbf{r}_j|}, \quad (1)$$

where  $\mathcal{H}_D$  is the donor Hamiltonian given by

$$\mathcal{H}_D = -\frac{e^2}{\epsilon} \sum_{i=1}^{n_e} \frac{1}{\sqrt{r_i^2 + \zeta^2}}. \quad (2)$$

The term  $\mathcal{H}_0$  stands for the exactly soluble part of the Hamiltonian, *i.e.* its eigenfunctions and eigenvalues can be found analytically. This part is written as

$$\mathcal{H}_0 = \frac{1}{2m^*} \sum_{i=1}^{n_e} \left( \mathbf{p}_i - \frac{e}{c} \mathbf{A}(\mathbf{r}_i) \right)^2 + \frac{1}{2} m^* \omega_0^2 \sum_{i=1}^{n_e} r_i^2, \quad (3)$$

where the vector potential is in the symmetric gauge,  $\mathbf{A}(\mathbf{r}) = \frac{1}{2} B(-y, x, 0)$ , the single-particle energies and wave functions can be expressed explicitly as

$$E_{nl}^0 = (2n + |l| + 1) \hbar \Omega - \frac{1}{2} \hbar \omega_c l, \quad (4)$$

$$\psi_{nl}(r, \theta) = \exp(-il\theta) R_{nl}(r), \quad (5)$$

where  $R_{nl}(r)$  is the radial wave function, given by

$$R_{nl}(r) = C \exp[-r^2/(2a^2) - il\theta] r^{|l|} L_n^{|l|}(r^2/a^2), \quad (6)$$

in which  $C$  is the normalization constant,  $a = \sqrt{\hbar/(m^* \Omega)}$ ,  $\Omega = \sqrt{\omega_0^2 + \omega_c^2}/2$ , and  $L_n^k(x)$  is the associated Laguerre polynomial. It is convenient to define also the following two parameters,  $b = \sqrt{1 + 4\omega_0^2/\omega_c^2}$  is a dimensionless parameter and  $\ell_0 = \sqrt{\hbar c/eB}$  is the magnetic length. The radial and

orbital angular momentum quantum numbers can have the following values

$$n = 1, 2, \dots, \quad l = 0, \pm 1, \pm 2, \dots \quad (7)$$

This single-particle basis is used by the exact diagonalization method in order to expand the Hamiltonian  $\mathcal{H}$ . As  $\mathcal{H}$  is independent from spin, we can add to our basis set the quantum number  $s_z$ . Since the only effect of the spin degree of freedom is to introduce exchange terms in the mutual interaction part of the many particle Hamiltonian (1), in what follows we omit its explicit notation.

The exact diagonalization method<sup>14,15</sup> consists in spanning the total Hamiltonian for a given basis and extract the lowest eigenvalues (energies) of the matrix generated. The better the basis describes the Hamiltonian, the faster will be the convergence. A good discussion of the convergence and comparison of this method was made by Pfannkuche *et al.*<sup>16</sup> The most common basis chosen is the one that describes the Hamiltonian at zero order, *i.e.* the basis found from the exactly solvable part of the Hamiltonian, which in our case is represented by the ket  $|nl\rangle = \psi_{nl}(r, \theta)$ .

When generating the Hamiltonian matrix, the part corresponding to  $\mathcal{H}_0$  will lead to the diagonal elements (4), but the part correspondent to the donor center is given by the more complicated integral

$$\begin{aligned} \mathcal{B}_{n_1 l_1 n_2 l_2}^{n_1 l_1} &= \langle n_1 l_1 | V_D(r) | n_2 l_2 \rangle \\ &= -\frac{e^2}{\epsilon} \int \psi_{n_1 l_1}^*(\mathbf{r}) \frac{1}{\sqrt{r^2 + \zeta^2}} \psi_{n_2 l_2}(\mathbf{r}) d\mathbf{r}. \end{aligned} \quad (8)$$

The integration over the angular coordinate  $\theta$  gives the conservation law of the total angular momentum  $L = \sum l$ . Therefore, there will be no mixing of energy levels with different total angular momenta and we will be able to classify the eigenfunctions by the  $L$  quantum number.

If we want to calculate the matrix elements which are different from zero, we must have  $l_1 = l_2$ . Under these conditions, we can set  $l_1 = l = l_2$ . We have obtained an exact analytic solution for the integral which appears in (8), ending up with the analytic solution for the one-particle matrix elements

$$\begin{aligned} \mathcal{B}_{n_2 l_2}^{n_1 l_1} &= \frac{e^2}{\epsilon} \frac{b}{\ell_0^2} \left[ \frac{n_1!}{(n_1 + l)!} \frac{n_2!}{(n_2 + l)!} \right]^{\frac{1}{2}} \\ &\quad \sum_{\kappa_1=0}^{n_1} \sum_{\kappa_2=0}^{n_2} \frac{(-1)^{\kappa_1 + \kappa_2}}{\kappa_1! \kappa_2!} \binom{n_1 + |l|}{n_1 - \kappa_1} \binom{n_2 + |l|}{n_2 - \kappa_2} \\ &\quad \left( \frac{b}{2\ell_0^2} \right)^{\kappa_1 + \kappa_2 + |l|} \left[ \mathcal{K}_1^n e^{b\zeta^2/2\ell_0^2} \sqrt{\frac{\pi b}{2\ell_0^2}} \operatorname{erfc} \left( \sqrt{\frac{b\zeta^2}{2\ell_0^2}} \right) \right. \\ &\quad \left. + \sum_{i=2}^n \mathcal{K}_i^n \zeta^{2i-3} \right], \end{aligned} \quad (9)$$

where  $n = \kappa_1 + \kappa_2 + |l| + 1$ , and the coefficients  $\mathcal{K}_i^n$  are

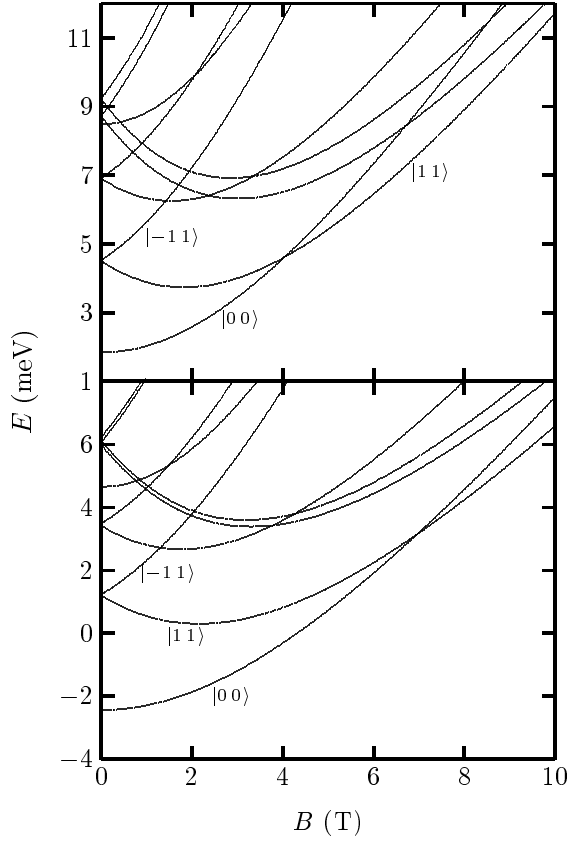


FIG. 1: Lowest energy levels for a donor barrier  $D^-$  with two different values for parameter  $\zeta$  as a function of the magnetic field. Upper picture corresponds to  $\zeta = a_B^*$  and lower picture to  $\zeta = \frac{1}{2}a_B^*$ . Some of the levels are labelled in accordance to two quantum numbers  $|LS\rangle$ .

defined recursively in the following form

$$\mathcal{K}_n^n = -\frac{\ell_0^2}{b}, \quad (10)$$

$$\mathcal{K}_i^n = \frac{\ell_0^2}{b} \sum_{j=i+1}^n \left[ (2j-3) \binom{j-2}{i-1} \zeta^{2(j-i-1)} - \frac{2}{r_0^2} \binom{j-1}{i-1} \zeta^{2(j-i)} \right] \mathcal{K}_j^n. \quad (11)$$

We must also calculate the two particle matrix elements, *i.e.* the terms corresponding to the electrostatic Coulomb interaction between the electrons, for which an analytic expression can be found in Ref. 17.

We have also calculated the intensities of allowed optical transitions within the electric-dipole approximation. If we define the single-particle matrix elements

$$\begin{aligned} d_{\lambda\lambda'} &= \langle \lambda' | r e^{i\theta} | \lambda \rangle \\ &= 2\pi \delta_{l+1,l'} \int_0^\infty r^2 R_{\lambda'}(r) R_\lambda(r) dr, \end{aligned} \quad (12)$$

where  $\lambda$  represents the quantum number pair  $\{n, l\}$  and

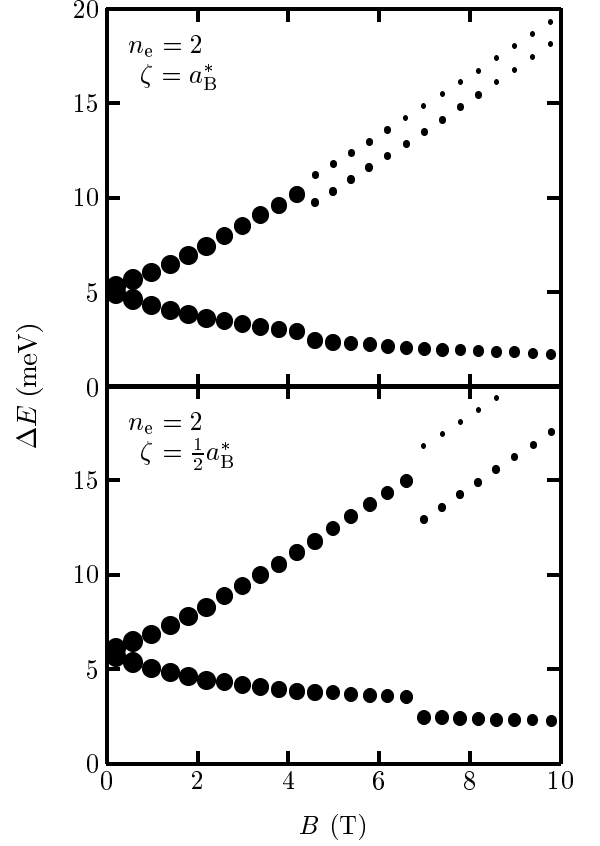


FIG. 2: Optical absorption spectra of a donor barrier  $D^-$  with two different values for parameter  $\zeta$  as a function of the magnetic field. The areas of the filled circles are proportional to the absorption intensities.

$R_\lambda(r)$  is the radial part of the wave function corresponding to the state  $\lambda$ . The dipole operators can be written as<sup>18</sup>

$$\begin{cases} X = \frac{1}{2} \sum_{\lambda\lambda'} [d_{\lambda'\lambda} + d_{\lambda\lambda'}] a_{\lambda'}^\dagger a_\lambda, \\ Y = \frac{1}{2i} \sum_{\lambda\lambda'} [d_{\lambda'\lambda} - d_{\lambda\lambda'}] a_{\lambda'}^\dagger a_\lambda. \end{cases} \quad (13)$$

We will apply this equation for the probability of transition from the ground state  $|0\rangle$  to an excited state  $|f\rangle$ . It can be written as

$$A = |\langle f | \mathbf{r} | 0 \rangle|^2 = |\langle f | X | 0 \rangle|^2 + |\langle f | Y | 0 \rangle|^2. \quad (14)$$

The areas of the filled circles in Figs. 2 and 4 are proportional to this quantity.

### III. RESULTS AND DISCUSSION

We have made simulations for two different values of the parameter  $\zeta$ ,  $\zeta = a_B^*$  and  $\zeta = \frac{1}{2}a_B^*$ , for both cases,  $D^-$  and  $D^{2-}$ .

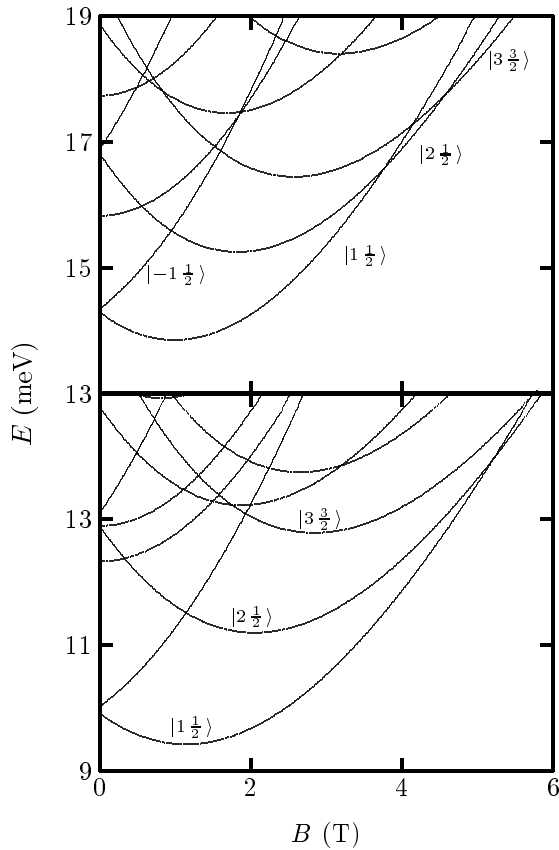


FIG. 3: Lowest energy levels of a donor barrier  $D^{2-}$  with two different values for parameter  $\zeta$  as a function of the magnetic field. Upper picture corresponds to  $\zeta = a_B^*$  and lower picture to  $\zeta = \frac{1}{2}a_B^*$ . Some of them are labelled in accordance to two quantum numbers  $|LS\rangle$ .

Figure 1 shows the lowest lying energy levels for a donor barrier containing two electrons as a function of the magnetic field. Upper and lower plots correspond respectively to  $\zeta = a_B^*$  and  $\zeta = \frac{1}{2}a_B^*$ . We can see in both cases that, at least, a transition in the ground state energy level close to 4 and 7 Tesla occurs. This fact is also clearly seen in Figure 2, in which the dipole-allowed absorption energies are plotted. There we can observe that at zero magnetic field it is equally probable for the system to jump to the first and second excited states, which are degenerate and have  $L = \pm 1$ . At the point where the transition occurs, there is a discontinuity in the spectrum, which is due to the change of the ground state induced by the donor center, *i.e.* the spin of the ground state changes from  $S = 0$  to  $S = 1$ .

This behavior is also appreciable in the energy spectrum of two and three interacting electrons without any donor impurity, but unlike the previous case, the FIR absorption lines do not present any discontinuities nor splitting. This is due to the fact that two transitions occur simultaneously, in the ground or initial state and in the excited or final state.

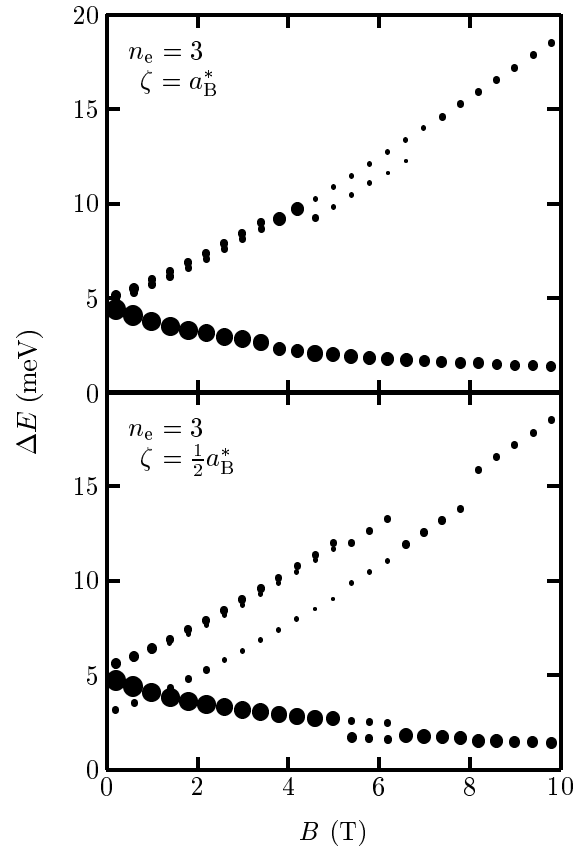


FIG. 4: Optical absorption spectra of a donor barrier  $D^{2-}$  with two different values for parameter  $\zeta$  as a function of the magnetic field. The areas of the filled circles are proportional to the absorption intensities.

In Figures 3 and 4 the energies and the far infrared transition spectra are shown for the case  $D^{2-}$ . We observe the same effect than in the case of the two electrons, *i.e.* there are induced transitions in the ground state ( $|1 \frac{1}{2}\rangle \rightarrow |2 \frac{1}{2}\rangle \rightarrow |3 \frac{3}{2}\rangle$ ) as  $B$  increases, which is reflected in the FIR absorption spectra as discontinuities. These spin-singlet–spin-triplet transitions have been already observed in quantum dots and are known as magic magnetic number ground state transitions.<sup>19</sup> In this case the absorption spectra is richer and presents more striking effects, for example, additional absorption lines appear comparing to the case of three interacting electrons in a quantum dot. It is convenient to mention that the optical absorption spectra for the cases of two and three electrons is exactly the same, this can be seen as a result of Kohn theorem.

Another effect is the splitting of some of the absorption lines due to some broken degeneracies in the energy levels. We can also see that the smaller is the parameter  $\zeta$  the larger is magnetic field needed for the transition to occur. Inspecting the behavior of the transition magnetic field and the value of  $\zeta$ , we can expect that for  $\zeta = 0$  an infinite magnetic field is needed for a ground state tran-

sition to happen.

- 
- \* Electronic address: Jaime.Zaratiegui@oulu.fi  
 † Electronic address: Pekka.Pietilainen@oulu.fi  
 ‡ Electronic address: Petteri.Hyvonen@novogroup.com
- <sup>1</sup> T. Chakraborty, Comments Cond. Mat. Phys. **16**, 35 (1992).
  - <sup>2</sup> M. A. Reed, Scientific American **268**, 98 (1993).
  - <sup>3</sup> S. P. Nadja, C. J. Armistead, C. Trager, and R. A. Stradling, Semicond. Sci. Technol. **4**, 439 (1989).
  - <sup>4</sup> H. L. Fox and D. M. Larsen, Phys. Rev. B **51**, 10709 (1995).
  - <sup>5</sup> C. Riva, V. A. Schweigert, and F. M. Peeters, Phys. Rev. B **57**, 15392 (1998).
  - <sup>6</sup> H. A. Bethe, Z. Physik **57**, 815 (1929).
  - <sup>7</sup> H. A. Bethe and E. E. Salpeter, *Quantum Mechanics of One- and Two-electron atoms* (Plenum, 1977).
  - <sup>8</sup> S. Huant, S. P. Nadja, and B. Etienne, Phys. Rev. Lett. **65**, 1486 (1990).
  - <sup>9</sup> W. Xie, Eur. Phys. J. B **17**, 385 (2000).
  - <sup>10</sup> D. M. Larsen and S. Y. McCann, Phys. Rev. B **45**, 3485 (1992).
  - <sup>11</sup> A. H. MacDonald, Solid State Commun. **84**, 109 (1992).
  - <sup>12</sup> A. B. Dzyubenko, Phys. Lett. A **165**, 357 (1992).
  - <sup>13</sup> M. Brun, S. Huant, J. C. Woehl, J. F. Motte, L. Marsal, and H. Mariette, Solid State Comm. **121**, 407 (2002).
  - <sup>14</sup> J. H. Wilkinson, *The Algebraic Eigenvalue Problem* (Oxford University Press, 1988).
  - <sup>15</sup> H. Q. Lin and J. E. Gubernatis, Computers in Physics **7**, 400 (1993).
  - <sup>16</sup> D. Pfannkuche, V. Gudmundsson, and P. A. Maksym, Phys. Rev. B **47**, 2244 (1993).
  - <sup>17</sup> T. Chakraborty, *Quantum Dots* (Elsevier, 1999).
  - <sup>18</sup> V. Halonen, P. Pietilinen, and T. Chakraborty, Europhys. Lett. **33**, 377 (1996).
  - <sup>19</sup> K. S. Chan and W. Y. Ruan, J. Phys.: Condens. Matter **13**, 5799 (2001).