

Persistent currents in Möbius strip

K. Yakubo¹, Y. Avishai^{1,2}, D. Cohen² and T. Nakayama¹

¹ Department of Applied Physics, Hokkaido University, Sapporo 060-8628, Japan

² Ilse Katz Center for Nanotechnology and Department of Physics, Ben Gurion University, Beer Sheva, Israel

Motivated by a recent success of fabricating a micron size metallic Möbius strip, we first compute the dispersion relation for a clean Möbius strip and study its persistent current under moderate disorder. Statistical analysis pertinent to a single strip experiment is carried out, and the flux periodicity is found to be distinct from that in a cylindrical strip. The essential role of disorder in the ability to experimentally identify Möbius rings is pointed out.

Recently, an experimental group in the Department of Applied Physics at Hokkaido University has been succeeded in fabricating a metallic Möbius strip of micron size [1]. Anticipating a *single-strip* experimental measurement of the persistent current[2] in such a system, it is interesting to elucidate if it reveals some peculiar behaviors of the persistent current, or in other words, whether one can expect a remarkable distinction of the underlying physics between Möbius and cylinder strips. The main criterion in this comparison is related to flux periodicity of the persistent current $I(\phi)$ at zero temperature, which can be expressed as[2]

$$I(\phi) = -\frac{\partial E(\phi)}{\partial \phi} = \sum_{n=1}^{\infty} I_n \sin(2\pi n\phi), \quad (1)$$

where ϕ is a flux threading the ring in units of $\Phi_0 = hc/e$ and $E(\phi)$ is the ground state energy. The current $I(\phi)$ is an anti-symmetric and periodic function of ϕ with period 1. In the cylinder topology, the emergence of periodicity 1/2 of either the current or the conductance *averaged* over disorder realizations and electron numbers N_e was studied theoretically[3, 4, 5, 6, 7] and confirmed experimentally[3]. The averaging procedure[5] suppresses the odd harmonics I_{2n-1} and enhances the even ones I_{2n} .

The main issue that we would like to discuss below is whether it is possible to identify a Möbius strip and distinguish it from a cylinder in an actual measurement of its electronic persistent current. Let us first mention several intuitive points relevant to the flux periodicity in the Möbius strip, based on semiclassical arguments and topology. First, recall that the periodicity is related to interference between trajectories (such as Aharonov-Bohm interference between different trajectories or weak-localization interference between time-reversed paths). In the cylinder (Möbius) topology, an electron moving parallel to the boundary, i.e., in the *longitudinal direction* along the ring, encircles the system once (*twice*) before returning to its initial position. Therefore, we might expect different flux periodicities of the persistent current between the two cases. Second, unlike a cylinder which can be "pressed" into a one-dimensional ring, the Möbius strip cannot be pressed into a one-dimensional structure. This brings in another important factor, namely, the mo-

tion of electrons in the *transverse* direction. In a tight-binding model this motion is controlled by the transverse hopping. If it is very weak, the twice-encircling property of the Möbius strip implies the dominance of even harmonics I_{2n} . Contrary, for a strong transverse hopping, the current in the Möbius strip is expected to be effectively similar to that in the cylindrical strip[8]. In the following we are mainly interested in a regime where the transverse hopping is comparable with the longitudinal one. Third, the role of disorder should be also considered. Weak disorder is not expected to significantly alter the interference pattern of interference between semi-classical trajectories discussed above, while strong disorder should result in a reduced sensitivity to the pertinent topology, due to localization effects. The most intriguing disorder effect might be expected in a moderate strength of disorder, which is assumed below.

In order to study these issues quantitatively we consider non-interacting electrons on a Möbius strip. In the absence of disorder the spectral properties of a Möbius strip are different from those of a cylinder. In the presence of weak disorder, the current is calculated numerically and the statistics pertaining for a single sample experiment is employed. The upshot is that the periodicity pattern in a Möbius strip is remarkably distinct from that of a cylinder, and that disorder plays a crucial role in making the statistical effect detectable.

A simple modeling of the Möbius strip is obtained by considering a particle in a rectangle of length L_x and width L_y , requiring its wavefunction $\psi(x, y)$ to satisfy Dirichlet boundary conditions in the y direction, and Möbius boundary conditions [9] in the x direction:

$$\psi(x, -L_y/2) = \psi(x, L_y/2) = 0 \quad (\text{Dirichlet B.C.}) , \quad (2)$$

$$\psi(x+L_x, y) = \psi(x, -y) \quad (\text{Möbius B.C.}) . \quad (3)$$

The quantized wavenumbers are $k_y = (\pi/L_y)n_y$ and $k_x = (2\pi/L_x)([\frac{1}{2}]_{n_y} + n_x)$, where $n_y = 1, 2, \dots$ and $n_x = 0, \pm 1, \pm 2, \dots$. The notation $[\alpha]_n$ represents α for $n = \text{even}$ and 0 for $n = \text{odd}$. In the cylinder topology, Eq. (3) should be replaced by $\psi(x+L_x, y) = \psi(x, y)$, and gives $k_x = (2\pi/L_x)n_x$. Thus, only the $n_y = \text{even}$ eigenstates are affected by the switch from the conventional cylinder (periodic) boundary conditions to the Möbius ones. The energies of the eigenstates both in the Möbius

and cylinder strips are given by the formula

$$E_{n_x n_y} = \epsilon_x \left(k_x - \frac{2\pi\phi}{L_x} \right) + \epsilon_y(k_y), \quad (4)$$

where ϵ_x and ϵ_y provide the dispersion relation.

Equation (4) is rather general. To be more specific, let us model the Möbius strip by a tight-binding Hamiltonian. In this model, the Möbius strip is constructed from a rectangular lattice including $N \times 2M$ sites. The rectangle is twisted by 180° , and its two sides are connected, such that longitudinal wire 1 is attached to wire $2M$, wire 2 is attached to wire $2M-1$ and so on. The Möbius strip so constructed includes M longitudinal wires with $2N$ sites on each one. The Hamiltonian is then

$$H_{\text{Möbius}} = \sum_{n=1}^{2N} \sum_{m=1}^M \left[\epsilon_{nm} c_{nm}^\dagger c_{nm} - t_1 e^{-2\pi i \phi / N} c_{nm}^\dagger c_{n+1m} \right] - t_2 \sum_{n=1}^{2N} \sum_{m=1}^{M-1} c_{nm+1}^\dagger c_{nm} - t_2 \sum_{n=1}^{2N} c_{nM}^\dagger c_{n+NM} + \text{h.c.} \quad (5)$$

where c_{nm} is the fermion operator at the site (n, m) ($n = 1, 2, \dots, 2N$, $m = 1, 2, \dots, M$) and t_1 and t_2 are longitudinal and transverse hopping amplitudes respectively. The quantity ϵ_{nm} is the site energy. Connecting the two sides of the rectangle without twisting, we obtain a cylindrical strip which includes $2M$ longitudinal wires composed of N sites. The Hamiltonian of the cylinder is

$$H_{\text{cylinder}} = \sum_{n=1}^N \sum_{m=1}^{2M} \left[\epsilon_{nm} c_{nm}^\dagger c_{nm} - t_1 e^{-2\pi i \phi / N} c_{nm}^\dagger c_{n+1m} - t_2 c_{nm+1}^\dagger c_{nm} \right] + \text{h.c.} \quad (6)$$

Locally the two Hamiltonians look the same. The trivial difference is the aspect ratio ($N \times 2M$ Möbius strip corresponds formally to $2N \times M$ cylinder). But the essential difference between them is the presence of an extra term in the Möbius Hamiltonian, which describes long range hopping between distant parts of the M th wire [9].

We first consider a system without disorder, namely, $\epsilon_{nm} = 0$. The dispersion relation for an electron in the Möbius strip reads,

$$E_{n_x n_y} = -2t_1 \cos \left[\frac{2\pi}{N} \left(\left[\frac{1}{2} \right]_{n_y} + n_x - \phi \right) \right] - 2t_2 \cos \left(\frac{\pi}{2M+1} n_y \right), \quad (7)$$

where $n_x = 1, \dots, N$ and $n_y = 1, \dots, 2M$. Defining new indexes $k = [1]_{n_y} + 2n_x$ and $q = [\frac{1}{2}]_k + n_y/2$, one obtains a more suggestive form,

$$E_{kq} = -2t_1 \cos \left[\frac{\pi}{N} (k - 2\phi) \right] - 2t_2 \cos \left[\frac{\pi}{2M+1} (2q - [1]_k) \right], \quad (8)$$

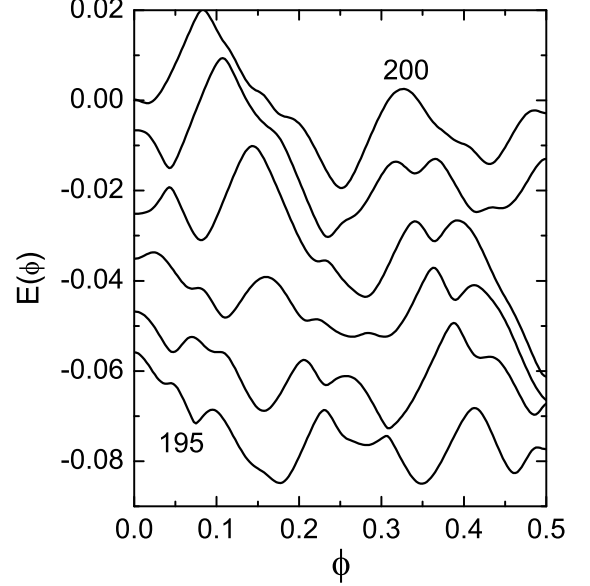


FIG. 1: Single-particle energy spectrum as a function of flux threading the Möbius ring. The 195th-200th energy levels are shown. The parameters are $N = M = 20$, $t_2 = 0.5$, and $W = 0.5$. Energies are measured in units of t_1 .

where $k = 1, \dots, 2N$ and $q = 1, \dots, M$. It is instructive to compare it with the energy in the cylinder topology, $E_{kq} = -2t_1 \cos \left[\frac{2\pi}{N} (k - \phi) \right] - 2t_2 \cos \left(\frac{\pi}{2M+1} q \right)$, where $k = 1, \dots, N$ and $q = 1, \dots, 2M$. Despite the apparent similarity between these two spectra, there are at least two important differences. First, the combination of flux and longitudinal momentum is distinct, namely, it is $k - \phi$ for the cylinder and $k - 2\phi$ for the Möbius strip. For a small ratio t_2/t_1 this might affect the periodicity of the current[8]. Second, the mini-band structure is different. The analytical expression of the energy spectrum Eq. (8) allows us to calculate the persistent current in “clean” Möbius strips.

We now turn to elucidate the current in disordered Möbius strips. The powerful methods of super-symmetry cannot be employed here since there will be no averaging. The random numbers ϵ_{nm} are assumed to be uniformly distributed over the range $-W/2 \leq \epsilon_{nm} \leq W/2$, where W represents the strength of disorder. The Hamiltonian Eq. (5) [or Eq. (6)] is treated numerically. As an example, the evolution of single-particle energies with flux in a disordered Möbius strip with $N = 20$ and $M = 10$ is shown in Fig. 1. The parameters are $t_2/t_1 = 0.5$ and $W/t_1 = 0.5$. The pattern of avoided crossing turn out to be, remarkably different from that for a cylinders (not shown here). It must be reflected also in the behavior of persistent currents [5].

The first stage of the analysis is an inspection of the typical values of I_n , aiming in determination of their de-

pendence on the ratio t_2/t_1 . As expected, in the absence of averaging we find typical I_1 dominance in case of the cylinder geometry irrespective of the t_2/t_1 ratio. For the Möbius geometry the emerging picture is quite different. For large ratios ($t_2/t_1 > 0.8$) we find a cylinder-like regime where we have typically I_1 dominance. For small ratios ($t_2/t_1 < 0.1$) we find, as can be naively expected, I_2 dominance. [The effect of averaging in the former case is to emphasize the I_2 contribution, while in the latter case the effect is to emphasize the I_4 contribution]. The somewhat unexpected observation is that there is a distinct wide intermediate regime ($0.1 < t_2/t_1 < 0.8$) where I_1 and I_2 and I_3 and I_4 are all comparable. This is the regime which is of experimental relevance. [The effect of averaging in this case is to emphasize the I_2 and I_4 contributions].

The problem arising in the analysis of persistent currents in disordered Möbius strips is how to characterize the statistics of the calculated data. This touches upon such concepts as disorder averaging, particle number averaging, nature of statistical ensembles, *etc.* Two kinds of experiments have been performed in order to measure persistent currents in cylindrical strips. In the first one, the persistent current of a *single ring* has been observed[10], while in the second one, a large number (about 10^7) of rings was studied[3]. Fabrication of a Möbius strip is difficult, and hence, anticipated measurements of the persistent current would probably be performed on a single sample. Theoretical analysis indicates that essential properties of the calculated currents depend crucially on the averaging procedure and the nature of the underlying ensemble [4, 5, 6]. Unfortunately, the important results reported therein are not useful for a *single-sample* experiments.

What is then the most efficient way to present our calculated results? The answer is provided by elementary statistics, namely the probability distribution of $I(\phi)$ or the typical flux periodicity of the current. Note that an experimentalist would, in fact, sample one member from an ensemble of Möbius strips with different disorder realizations, different electron numbers N_e , different aspect ratios, *etc.* The most probable experimental result is that for which the distribution has a maximum. Since the persistent current is, however, a *function* of the flux, the dimension of probability space is virtually infinite. An efficient way to handle the pertinent statistics is, therefore, to define the probability space in terms of the first few harmonics I_n of the persistent current given by Eq. (1). For any practical purpose it is enough to consider the distribution of (I_1, I_2, I_3, I_4) . The statistical ensemble is then represented by a set of “points” in the four-dimensional space, each corresponding to a possible experimental result. Let us denote the number of points within an infinitesimal four-dimensional volume element by $P(I_1, I_2, I_3, I_4)dI_1dI_2dI_3dI_4$. The distribution function P is normalized to \mathcal{N} , the total number of members

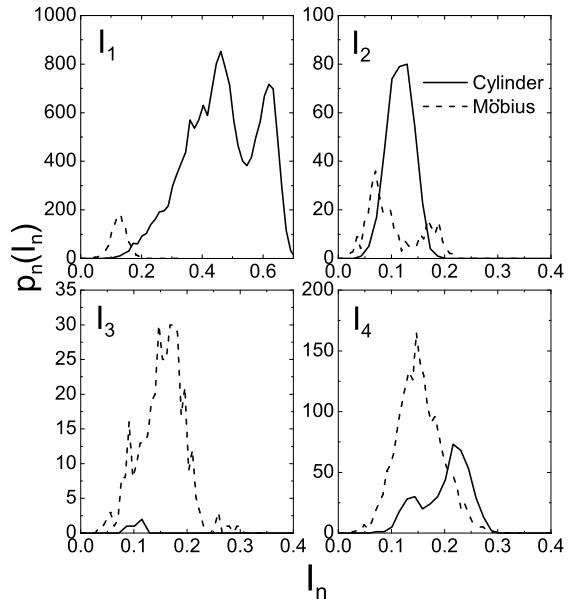


FIG. 2: The distributions $p_n(I_n)$ ($n = 1, 2, 3, 4$) defined by Eq. (9) for the cylinder and Möbius ensembles. The numbers of members with I_n dominance are $\mathcal{N}_1 = 15, 829$, $\mathcal{N}_2 = 382$, $\mathcal{N}_3 = 4$, and $\mathcal{N}_4 = 439$ for the cylinder ensemble, and $\mathcal{N}_1 = 1, 562$, $\mathcal{N}_2 = 336$, $\mathcal{N}_3 = 384$, and $\mathcal{N}_4 = 1, 992$ for the Möbius ensemble.

in the ensemble. The most probable (typical) experimental result is determined by the quadruplet I_1, I_2, I_3, I_4 at which P is maximal. Another quantity, which seems more informative and easy to analyze, is the distribution

$$p_n(I_n) = \int_0^{\frac{1}{2}|I_n|} P(I_1, I_2, I_3, I_4) \prod_{m \neq n} d|I_m|. \quad (9)$$

This corresponds to the possibility of finding a sample whose current $I(\phi)$ is approximately described by $I(\phi) \approx I_n \sin(2\pi n\phi)$. (For a sample counted by $p_n(I_n)$, all the harmonics other than I_n are at most half of I_n in magnitude). The number of members in the ensemble that exhibit I_n dominance is therefore $\mathcal{N}_n = \int_0^\infty p_n(I_n)d|I_n|$. If $\mathcal{N}_n > \mathcal{N}_m$ for any $m \neq n$, the typical periodicity of $I(\phi)$ is said to be $1/n$.

In actual calculations, we assume that the lattice structure, the aspect ratio, and the strength of disorder are fixed, and that the temperature is very low. Then, two quantities are still fluctuating, namely, the filling factor (or the electron number N_e) and the specific realization of disorder. We generate an ensemble of $\mathcal{N} = \mathcal{N}_a \mathcal{N}_b$ members corresponding to \mathcal{N}_a consecutive values of N_e , usually around half filling, and \mathcal{N}_b realizations of disorder for each one of them. Actually, for our systems of size $N = 20$, $M = 10$ with $t_1 = 1$, $t_2 = 0.5$, and $W = 0.5$, we take $150 \leq N_e \leq 250$, hence $\mathcal{N}_a = 101$ and $\mathcal{N}_b = 250$, so that $\mathcal{N} = 25250$. The distributions $p_n(I_n)$ for the

cylinder and Möbius ensembles are shown in Fig. 2.

The most striking result that can be deduced from Fig. 2 is the great reduction of \mathcal{N}_1 for the Möbius ensemble compared to the cylinder one. For the present aspect ratio, there is also a strong tendency towards $\Phi_0/4$ periodicity because of $\mathcal{N}_4 > \mathcal{N}_{m \neq 4}$ for the Möbius ensemble. This result is intriguing, because here we have no averaging procedure which is crucial to get the $1/2$ periodicity in cylindrical strips. However, this $1/4$ periodicity emerges only for the specific aspect ratio $N/2M = 1$. On the other hand, the collapse of I_1 dominance in the Möbius ensemble is robust and persists in systems with different aspect ratios as well. We can safely say that \mathcal{N}_1 , \mathcal{N}_2 , \mathcal{N}_3 , and \mathcal{N}_4 become all comparable in the Möbius ensemble.

The natural question that comes to mind is whether this result is a consequence of the Möbius topology or, rather, it is due to the presence of disorder. In order to answer this question, we have performed the calculation of $P^0(I_1, I_2, I_3, I_4)$ for a “clean” Möbius ensemble (without disorder, only N_e is being changed). We found out that the probability to find any I_n dominance is extremely small. The immediate conclusion is that disorder is essential for the identification of Möbius strips via $I_{n>1}$ dominance. Does this mean that interference or weak-localization effects due to the presence of disorder is important? To clarify this point, we should understand how $P^0(I_1, I_2, I_3, I_4)$ is modified by disorder. The distribution $P^0(I_1, I_2, I_3, I_4)$ is, in fact, a function defined on a one dimensional curve $(I_1(N_e), I_2(N_e), I_3(N_e), I_4(N_e))$ in (I_1, I_2, I_3, I_4) space. For this reason, it is unlikely to find a sample where one of the I_n is dominant. The effect of disorder (see Fig. 3) is to give some “thickness” to the curve $(I_1(N_e), I_2(N_e), I_3(N_e), I_4(N_e))$. Taking into account that the amplitudes of $I_n(N_e)$ for Möbius strips are all comparable, the thickness gives a finite probability to find samples where one of the I_n is dominant. On the contrary, in the case of cylindrical strips, the amplitude of $I_1(N_e)$ is overwhelmingly larger than those of $I_{n \neq 1}(N_e)$, which makes it unlikely to find $I_{n \neq 1}(N_e)$ dominated samples even if we take the statistical effect of disorder into account.

In conclusion, we have studied the persistent currents of non-interacting electrons in Möbius strips. The spectral properties (energy levels) for a clean system were found analytically, and the effect of disorder on the currents was analyzed numerically. We have found that, disorder is quite essential for the identification of Möbius strips. The issue of disorder averaging is not relevant for single sample experiments, and hence, special care is required for statistical analysis of the current harmonics. The fingerprint of the Möbius topology is an enhanced probability to find samples in which I_n , with $n > 1$ dominates. This should be contrasted with the case of cylinder geometry, where there is a clear I_1 dominance. The above assertion regarding the fingerprint of the Möbius topology is correct provided the effect of disorder is properly

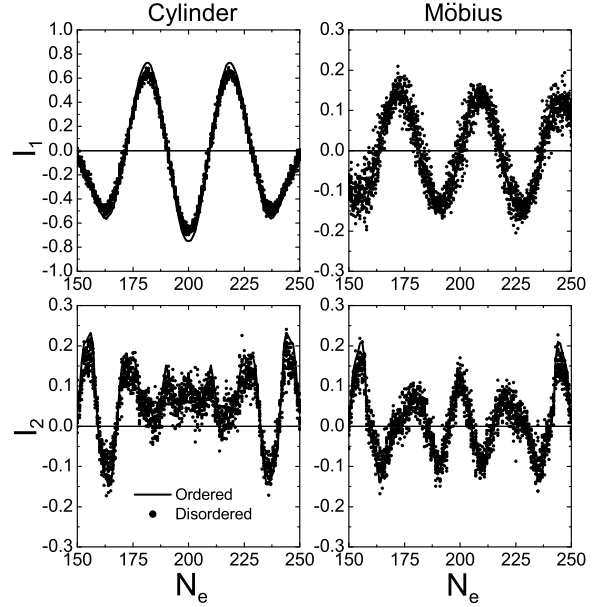


FIG. 3: I_1 and I_2 as a function of N_e for the ordered (solid line) and disordered (dots) systems. Parameters describing the systems are the same with those for FIG. 2.

taken into account.

-
- [1] Hokkaido group experiment, Nature (2002).
 - [2] M. Büttiker, Y. Imry and R. Landauer, Phys. Lett. **96A**, 365 (1983).
 - [3] L. Lévy, G. Dolan, J. Dunsmir and H. Bouchiat, Phys. Rev. Lett. **64**, 2074 (1990).
 - [4] H. F. Cheung, E. K. Riedel and Y. Gefen, Phys. Rev. Lett. **62**, 587 (1989).
 - [5] Hélène Bouchiat and Gilles Montambaux, J. Phys. France **50**, 2695 (1989).
 - [6] B. L. Altshuler, Y. Gefen and Y. Imry, Phys. Rev. Lett. **66**, 88 (1991).
 - [7] B. L. Altshuler, A. G. Aronov, B. Z. Spivak, D. Yu. Sharvin and Yu. V. Sharvin, Pis'ma Zh. Eksp. Teor. Fiz. **35**, 484 (1982) [JETP Lett. **35**, 589 (1982)].
 - [8] Fredric Mila, C. A. Stafford and Sylvian Capponi, Phys. Rev. **B57**, 1457 (1998).
 - [9] If, instead of Eq. (2), we assume the periodic boundary conditions in the y direction, the Möbius boundary conditions of Eq. (3) are modified as $\psi(x + L_x, y) = \psi(x, y + L_y)$. This leads to a long-range hopping term in Eq. (5), that does not “discriminate” the M th wire. Yet another possibility is to keep Eq. (3). This possibility is of academic interest, since it corresponds to a geometry that cannot be embedded in a 3D Euclidean space. In the latter case, there is a symmetry breaking that prevents having a stationary current in the y direction.
 - [10] S. Washburn and R. A. Webb, Adv. Phys. **35**, 395 (1986).