

# Spin and interaction effects in quantum dots: a Hartree-Fock-Koopmans approach

Y. Alhassid and S. Malhotra

Center for Theoretical Physics, Sloane Physics Laboratory, Yale University, New Haven, Connecticut 06520, USA

(submitted February 27, 2002)

We use a Hartree-Fock-Koopmans approach to study spin and interaction effects in a diffusive or chaotic quantum dot. In particular, we derive the statistics of the spacings between successive Coulomb-blockade peaks. We include fluctuations of the matrix elements of the two-body screened interaction, surface-charge potential, and confining potential to leading order in the inverse Thouless conductance. The calculated peak-spacing distribution is compared with experimental results.

The traditional description of Coulomb blockade in quantum dots has been the constant-interaction (CI) model, in which the electrons occupy single-particle levels in a confining potential, and the interaction is taken as a constant charging energy. In dots with chaotic dynamics, the fluctuations of the single-particle levels and wave functions can be described by random-matrix theory (RMT). The CI plus RMT model was successful in describing some of the observed statistical properties of such dots, e.g., the conductance peak-height distribution [1,2]. However, several experiments have demonstrated that other statistics, such as the distribution of the spacing between Coulomb-blockade peaks, are affected by electron-electron interactions [3,4,5,6].

At low temperatures the peak spacing is given by the second-order difference of the ground-state energy versus the number of electrons. In the CI model and for spin-degenerate levels, the peak-spacing distribution is bimodal, i.e., a superposition of a  $\delta$  function and a (shifted) Wigner-Dyson distribution. However, none of the measured distributions are bimodal and they all deviate from Wigner-Dyson statistics [3,4,5,6].

In the spinless case, exact diagonalization for a small number of electrons [3], Hartree-Fock (HF) [7] and density functional [8] calculations, as well as a random interaction matrix model [9] explained the deviation from Wigner-Dyson statistics as an interaction effect. Spin degrees of freedom were included using exact diagonalization for dots with a small number of electrons and small values of the Thouless conductance  $g$  [10]. Spin effects were studied in the limit  $g \rightarrow \infty$  [11,12,13] using the so-called universal Hamiltonian [14,15]. Interaction effects (in the presence of a magnetic field) were included using a Strutinsky approach for quantum dots [12]. The resulting distributions showed qualitative differences when compared with experiments. Temperature effects were shown to be important at temperatures as low as  $T \sim 0.1 - 0.2\Delta$  [13] ( $\Delta$  is the mean spacing between spin-degenerate levels). The spacing statistics were

also studied in a spin density functional theory for dots with  $\sim 10$  electrons [16].

Here we develop a theory that includes spin and interaction effects and is based on a HF-Koopmans approach. The theory is generic and does not require the actual solution of the HF equations. Rather than using the non-interacting basis, we choose as a reference state the  $n$ -electron dot with spin  $S = 0$  ( $n$  even) and work in its HF basis. We then consider the addition energies and the energy differences between various spin configurations in Koopmans' limit where the single-particle wave functions do not change [17]. Previously, Koopmans' approach was discussed for dots with *spinless* electrons [7] and was used to study spectral scrambling [18]. Here we derive the generic statistics of the spin and peak spacings, assuming that the HF levels of the reference state satisfy statistics typical of a diffusive or chaotic dot. The theory is valid for large  $g$ , and for  $g \rightarrow \infty$  it reduces to the universal Hamiltonian [14]. For finite  $g$ , we include fluctuations of the diagonal matrix elements to leading order in  $1/g$ . Compared with the approach of Ref. [12], our theory requires the statistics of only a few levels around the Fermi energy, and some of its results are qualitatively different.

The Hamiltonian of the quantum dot in the "disorder" basis  $|i \sigma\rangle = a_{i\sigma}^\dagger |0\rangle$  ( $i$  denotes a spatial orbit and  $\sigma = \pm 1$  is the spin variable) is given by

$$H = \sum_{i\sigma} \epsilon_i^{(0)} a_{i\sigma}^\dagger a_{i\sigma} + \frac{1}{2} \sum_{\substack{ijkl \\ \sigma\sigma'}} v_{ij;kl} a_{i\sigma}^\dagger a_{j\sigma'}^\dagger a_{l\sigma'} a_{k\sigma} , \quad (1)$$

where  $\epsilon_i^{(0)}$  are the single-particle energies and  $v_{ij;kl}$  are the (spin-independent) matrix elements of the Coulomb interaction. The Hamiltonian (1) can be solved in the HF approximation. For each value of the spin projection  $S_z$ , we use Slater determinants with  $n_+$  ( $n_-$ ) spin up (down) orbitals. Usually, the HF single-particle energies  $\epsilon_{\alpha\sigma}^{(n)}$  and orbitals  $\phi_{\alpha\sigma}$  depend on the spin  $\sigma$ . However for even  $n$ , the HF equations have a solution where  $\epsilon_{\alpha}^{(n)}$  and  $\phi_{\alpha}$  are independent of  $\sigma$ , and the lowest  $n/2$  levels are doubly occupied. Such a Slater determinant has good  $S = 0$ . We choose this solution as our reference state, and work in its HF basis  $|\alpha\rangle$ . This  $S = 0$  state is an eigenstate of the following diagonal many-particle Hamiltonian

$$H_d = \sum_{\alpha\sigma} \epsilon_{\alpha\sigma}^{(0)} \hat{n}_{\alpha\sigma} + \frac{1}{2} \sum_{\substack{\alpha\beta \\ \sigma}} v_{\alpha\beta}^A \hat{n}_{\alpha\sigma} \hat{n}_{\beta\sigma} + \sum_{\alpha\beta} v_{\alpha\beta} \hat{n}_{\alpha+} \hat{n}_{\beta-} , \quad (2)$$

where  $\hat{n}_{\alpha\sigma}$  is the number operator of the state  $\alpha\sigma$ , and  $v_{\alpha\beta} \equiv v_{\alpha\beta;\alpha\beta}$ ,  $v_{\alpha\beta}^{\text{ex}} \equiv v_{\alpha\beta;\beta\alpha}$ , and  $v_{\alpha\beta}^A \equiv v_{\alpha\beta} - v_{\alpha\beta}^{\text{ex}}$  are diagonal, exchange and antisymmetrized matrix elements, respectively.

The Hamiltonian (2) also has eigenstates with  $S \neq 0$ . We label by  $\alpha = 0$  the last occupied level of the  $S = 0$  state. The lowest energy state for each spin  $S$  is obtained by promoting  $S$  spin down electrons from  $\alpha = 0, \dots, -(S-1)$  to spin up electrons in  $\alpha = 1, \dots, S$ . The resulting Slater determinant describes a maximal spin projection state  $S_z = S$  and has good spin  $S$ . Using (2), the energy difference  $\delta E_n(S) \equiv E_n(S) - E_n(S=0)$  between the lowest states with spin  $S$  and spin  $S=0$  can be written in terms of  $\epsilon_\alpha^{(n)}$  and a few matrix elements. For example

$$\delta E_n(S=1) = (\epsilon_1^{(n)} - \epsilon_0^{(n)}) - v_{10}. \quad (3)$$

The spin  $S_n$  of the ground state of the  $n$ -electron dot is determined by minimizing  $\delta E_n(S)$ .

Similarly, the ground-state spin  $S_{n+1}$  of the dot with  $n+1$  electrons can be determined from the energy differences  $\delta E_{n+1}(S) \equiv E_{n+1}(S) - E_{n+1}(S=1/2)$  for half-integer  $S$ . Assuming Koopmans' limit, we can express  $\delta E_{n+1}(S)$  in terms of the HF levels and matrix elements of the reference state ( $n, S=0$ ). For example

$$\delta E_{n+1}(S=3/2) = (\epsilon_2^{(n)} - \epsilon_0^{(n)}) - v_{10} - v_{20} + v_{21}^A. \quad (4)$$

The addition energy  $\mu_{n+1} \equiv E_{\text{gs}}(n+1) - E_{\text{gs}}(n)$  is

$$\mu_{n+1} = \mu_{n+1}(0 \rightarrow 1/2) + \delta E_{n+1}(S_{n+1}) - \delta E_n(S_n), \quad (5)$$

where in Koopmans' limit  $\mu_{n+1}(0 \rightarrow 1/2) = \epsilon_1^{(n)}$ .

The spacing  $\Delta_2$  between successive peaks is given by the difference in addition energies. We have to distinguish between even-odd-even ("odd") and odd-even-odd ("even") transitions (in particle number). We consider here the odd transition  $n \rightarrow n+1 \rightarrow n+2$  ( $n$  even), for which  $\Delta_2 = \mu_{n+2} - \mu_{n+1}$  (similar results can be derived for the even transition [19]).  $\mu_{n+1}$  is given by (5) and  $\mu_{n+2}$  is calculated from  $\mu_{n+2} = \mu_{n+2}(1/2 \rightarrow 0) + \delta E_{n+2}(S_{n+2}) - \delta E_{n+1}(S_{n+1})$  with  $\mu_{n+2}(1/2 \rightarrow 0) = \epsilon_1^{(n)} + v_{11}$ .  $\delta E_{n+1}(S)$  is given by, e.g., Eq. (4), while  $\delta E_{n+2}(S)$  is calculated from, e.g.,

$$\delta E_{n+2}(S=1) = (\epsilon_2^{(n)} - \epsilon_1^{(n)}) - v_{11} + v_{21}^A. \quad (6)$$

To describe the statistics of  $\Delta_2$  it is necessary to model the fluctuations of the HF levels and wave functions of the ( $n, S=0$ ) dot. The spectrum is assumed to follow RMT within  $g$  levels around the Fermi energy, and the matrix elements are uncorrelated from the single-particle spectrum. An exception is the gap  $\epsilon_1^{(n)} - \epsilon_0^{(n)}$ . We find its statistics by comparing the single-particle spectrum of the ( $n+2$ )-electron dot with the spectrum of the  $n$ -electron dot (both in their  $S=0$  configuration). We have

the relation  $\epsilon_1^{(n)} - \epsilon_0^{(n)} = \epsilon_1^{(n+2)} - \epsilon_0^{(n+2)} + v_{01}^A + v_{01} - v_{11}$ , in which the levels  $\epsilon_0^{(n+2)}$  and  $\epsilon_1^{(n+2)}$  are both doubly occupied, and thus their spacing should follow Wigner-Dyson statistics. The gap distribution is then a convolution of a Wigner-Dyson distribution with a Gaussian describing the distribution of  $v_{01}^A + v_{01} - v_{11}$  (see below).

We apply our HF-Koopmans approach in a restricted single-particle space of  $\sim g$  levels around the Fermi energy. The long-range bare Coulomb interaction should then be replaced by an effective interaction. In the limit  $r_s \ll 1$  we employ an effective RPA interaction calculated by excluding particle-hole transitions within the above strip of  $\sim g$  levels [15]. This effective interaction is  $v(\mathbf{r}_1, \mathbf{r}_2) = e^2/C + v_\kappa(\mathbf{r}_1, \mathbf{r}_2) + V(\mathbf{r}_1) + V(\mathbf{r}_2)$ , where  $v_\kappa(\mathbf{r}_1, \mathbf{r}_2)$  is a two-body screened interaction in the dot, and  $V(\mathbf{r})$  is a one-body potential generated by the accumulation of surface charge in the finite dot [20].

We decompose the interaction in (2) into its average and fluctuating parts, and denote by  $U_d = \bar{v}_{\alpha\beta}$  and  $J_s = \bar{v}_{\alpha\beta}^{\text{ex}}$  ( $\alpha \neq \beta$ ) the average values of the direct and exchange interaction, respectively. The average interaction is invariant under a change of the single-particle basis when  $\bar{v}_{\alpha\alpha} = U_d + J_s$  and can be written in terms of the number operator  $\hat{n}$  and total spin  $\mathbf{S}$  [21]

$$\bar{V} = \frac{1}{2} \left( U_d - \frac{J_s}{2} \right) \hat{n}^2 - \left( \frac{U_d}{2} - J_s \right) \hat{n} - J_s \mathbf{S}^2. \quad (7)$$

The average interaction is determined by the spatial correlations of the single-particle wave functions [20,22]. To leading order in  $1/g$ ,  $J_s = (\Delta/2)(1 + 2\beta^{-1}b_1/g)$  [23], where  $b_1$  is a geometry-dependent coefficient determined from  $b_1/g = \int d\mathbf{r} \Pi(\mathbf{r}, \mathbf{r})/\mathcal{A}$ . Here  $\Pi(\mathbf{r}_1, \mathbf{r}_2)$  is the diffusion propagator and  $\mathcal{A}$  is the area of the dot.

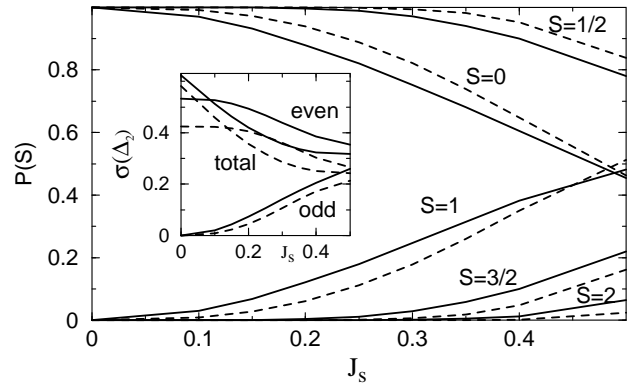


FIG. 1. Statistics in the absence of fluctuations of the interaction matrix elements. The probabilities of various spin values  $S$  are shown versus  $J_s$ . The solid (dashed) lines describe the orthogonal (unitary) symmetry. Inset: the standard deviation of the peak spacing  $\sigma(\Delta_2)$  versus  $J_s$  for the even, odd and combined ("total") transitions.  $J_s$  and  $\sigma(\Delta_2)$  are measured in units of  $\Delta$ .

Koopmans' limit is exact when the fluctuations of the

matrix elements are ignored, and our calculations of  $\Delta_2$  reduce to those in Ref. [11], i.e., they can be derived directly from an Hamiltonian that consists of a random one-body part plus an average interaction (7). In the limit  $g \rightarrow \infty$  this Hamiltonian is just the universal Hamiltonian with  $J_s = \Delta/2$  [14,15]. A better estimate of  $J_s$  can be obtained in RPA [11]; it increases monotonically with  $r_s$  but remains below  $\Delta/2$ .

In the simple limit (7), the spin and spacing distributions are determined by a single parameter  $J_s/\Delta$  [11]. This limit is demonstrated in Fig. 1 where we show the probabilities of various spin values versus  $J_s$ . The inset shows the standard deviation of  $\Delta_2$  versus  $J_s$  for the even and odd transitions as well as the combined one (“total”).

Next we discuss the fluctuations of the interaction matrix elements [20,24], which are approximately Gaussian variables. We discuss separately the bulk screened interaction and surface-charge potential. Using the diagrammatic approach for the two-body screened interaction, we have, for  $r_s \ll 1$  and to leading order in  $1/g$

$$\begin{aligned} \text{GOE} : \sigma(v_{\alpha\beta}) &= 2\sigma_2; \quad \sigma(v_{\alpha\beta}^{\text{ex}}) = \sqrt{2}\sigma_2; \quad \sigma(v_{\alpha\alpha}) = 2\sqrt{2}\sigma_2 \\ \text{GUE} : \sigma(v_{\alpha\beta}) &= \sigma_2; \quad \sigma(v_{\alpha\beta}^{\text{ex}}) = \sigma_2; \quad \sigma(v_{\alpha\alpha}) = \sqrt{2}\sigma_2. \end{aligned} \quad (8)$$

Different matrix elements (including the direct  $v_{\alpha\beta}$  and exchange  $v_{\alpha\beta}^{\text{ex}}$ ) are uncorrelated. We note that the coefficients of  $\sigma_1$  and  $\sigma_2$  in Eqs. (8) are different from those obtained for a zero-range interaction [25]. The parameter  $\sigma_2$  is given by

$$\sigma_2 = \left[ \mathcal{A}^{-2} \int d\mathbf{r}_1 \int d\mathbf{r}_2 \Pi^2(\mathbf{r}_1, \mathbf{r}_2) \right]^{1/2} = c_2 \Delta / g, \quad (9)$$

where  $c_2$  is a geometry-dependent coefficient. For a disk of radius  $R$  and boundary conditions of vanishing normal derivative, we find [19]  $c_2 = 2[\sum_{l,m} x_{l,m}^{-4}]^{1/2} \approx 0.67$  where  $x_{l,m}$  are the zeros of  $J_l'(x)$  ( $J_l$  is the Bessel function of order  $l$ ) and  $g\Delta = 2\pi\hbar D/R^2$  ( $D$  being the diffusion constant). Since only a few matrix elements contribute to the peak spacing, the contribution of the two-body screened interaction is parametrically of the order  $\Delta/g$ , unlike the  $\Delta/\sqrt{g}$  dependence found in Ref. [12].

The surface-charge contribution to an interaction matrix element is  $v_{\alpha\beta} = V_\alpha + V_\beta$ , where  $V_\alpha \equiv \int |\psi_\alpha(\mathbf{r})|^2 V(\mathbf{r})$  is a diagonal matrix element of the surface-charge potential. We have

$$\sigma(V_\alpha) = (2/\beta)^{1/2} \sigma_1; \quad \overline{V_\alpha V_\beta} - \overline{V_\alpha} \overline{V_\beta} \approx 0, \quad (10)$$

where

$$\begin{aligned} \sigma_1 &= \left[ \mathcal{A}^{-2} \int d\mathbf{r}_1 \int d\mathbf{r}_2 V(\mathbf{r}_1) \Pi(\mathbf{r}_1, \mathbf{r}_2) V(\mathbf{r}_2) \right]^{1/2} \\ &= c_1 \Delta / \sqrt{g}. \end{aligned} \quad (11)$$

For an isolated two-dimensional (2D) circular disk of radius  $R$ , the surface-charge potential can be approximated by  $V(\mathbf{r}) = -(e^2/2\kappa\epsilon R)(R^2 - r^2)^{-1/2}$ , where

$\kappa = 2\pi e^2 \nu / \epsilon$  is the inverse screening length in 2D and  $\epsilon$  is the dielectric constant [20]. We then find  $c_1 = 2^{-1/2} [\sum_{m \neq 0} \sin^2 x_{0,m} / (x_{0,m}^4 J_0^2(x_{0,m}))]^{1/2} \approx 0.087$  [19].

The above results can be generalized to a ballistic dot, using the ballistic supersymmetric  $\sigma$  model obtained when a weak disorder with finite correlation length is added [26]. In particular, if the Lyapunov length of this smooth disorder is smaller than the dot’s size, relations similar to Eqs. (8) and (10) can be derived but with the ballistic propagator  $\Pi_B$  replacing the diffusive propagator  $\Pi$  in Eqs. (9) and (11). For a circular dot we define the ballistic Thouless conductance from the inverse time it takes to cross the diameter  $2R$  of the dot, leading to  $g = \pi k_F R / 2 = \pi(n/2)^{1/2}$  ( $n$  is the number of electrons in the dot). In the ballistic case

$$\sigma_2 = c_2 \Delta [\ln(c_2' g)]^{1/2} / g, \quad (12)$$

where  $c_2 = \sqrt{3}/2$  is a geometry-independent constant. The direct propagation between  $\mathbf{r}_1$  and  $\mathbf{r}_2$  contributes to  $\Pi_B(\mathbf{r}_1, \mathbf{r}_2)$  a term  $1/(\pi k_F |\mathbf{r}_1 - \mathbf{r}_2|)$  which at shorter distances should be replaced by its quantum counterpart  $J_0^2(k_F |\mathbf{r}_1 - \mathbf{r}_2|)$  [27]. The corresponding contribution needs to be renormalized such that its integral over  $\mathbf{r}_1$  (or  $\mathbf{r}_2$ ) vanishes [28]. The remaining part of  $\Pi_B$  involves single or multiple scattering from the boundaries and calculating it requires knowledge of the semiclassical dynamics. It can be calculated analytically for a circular billiard with diffusive boundary scattering [28]. Using this model, we estimate  $c_2' = 0.81$  [19]. A similar estimate of (11) gives  $c_1 = 0.123$ .

We have studied the effects of fluctuations of the interaction matrix elements on the peak-spacing distribution. In Fig. 2 we show the standard deviation  $\sigma(\Delta_2)$  versus  $\sigma_1$  ( $J_s = 0.3\Delta$  and  $\sigma_2 = 0.05\Delta$ ) for the orthogonal (solid lines) and unitary (dashed lines) symmetries.  $\sigma(\Delta_2)$  increases with  $\sigma_1$  and it does so faster in the odd case.

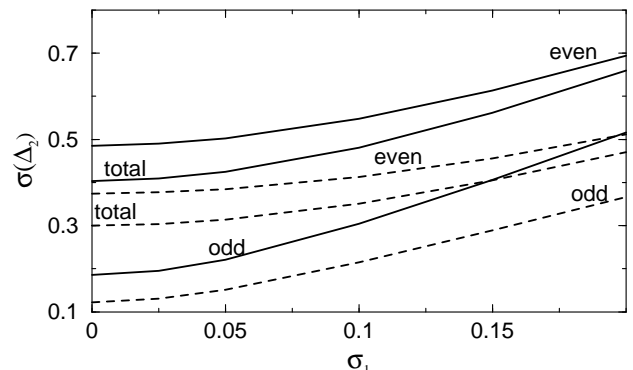


FIG. 2. The standard deviation  $\sigma(\Delta_2)$  versus the standard deviation  $\sigma_1$  of the surface-charge potential for  $J_s = 0.3\Delta$  and  $\sigma_2 = 0.05\Delta$ . The solid and dashed lines describe the orthogonal and unitary symmetries, respectively.

Fig. 3 shows typical peak-spacing distributions for both the orthogonal (left) and unitary (right) symmetries

for  $\sigma_2 = 0.025\Delta$  and  $\sigma_1 = 0, 0.03\Delta$  and  $0.06\Delta$ . Signatures of the bimodality can still be observed for  $\sigma_1 = 0$  but they disappear at  $\sigma_1 = 0.03\Delta$ . Nevertheless, the distributions remain asymmetric (more so in the unitary case).

An additional contribution to the fluctuations of  $\Delta_2$  arises from the variation of the gate voltage between peaks. In general, the change of the gate voltage between two peaks leads to a spatially non-uniform change  $U(\mathbf{r}) = -V(\mathbf{r}) + \tilde{V}(\mathbf{r})$  in the confining potential, where  $\tilde{V}$  originates in the mutual dot-gate capacitance [15]. This leads to scrambling of the HF levels between peaks. For example, let us consider the odd transition. As the gate voltage changes between  $V_g^{n+1}$  and  $V_g^{n+2}$ , the reference HF levels  $\epsilon_\alpha^{(n)}$  change by  $\delta\epsilon_\alpha^{(n)} \approx U_\alpha = \int d\mathbf{r} |\psi_\alpha(\mathbf{r})|^2 U(\mathbf{r})$ . We therefore substitute  $\epsilon_\alpha^{(n)} \rightarrow \epsilon_\alpha^{(n)} + U_\alpha$  in the calculation of  $\mu_{n+2}$  and in Eq. (6) ( $\mu_{n+1}$  is unchanged and calculated from Eq. (5)). This level scrambling can also lead to spin rearrangement in the dot. The ground-state spin of the  $n+1$ -electron dot at gate voltage  $V_g^{n+2}$  (just below the transition) is found from (6) (and its generalization to higher values of  $S$ ) after the substitution  $\epsilon_\alpha^{(n)} \rightarrow \epsilon_\alpha^{(n)} + U_\alpha$ .

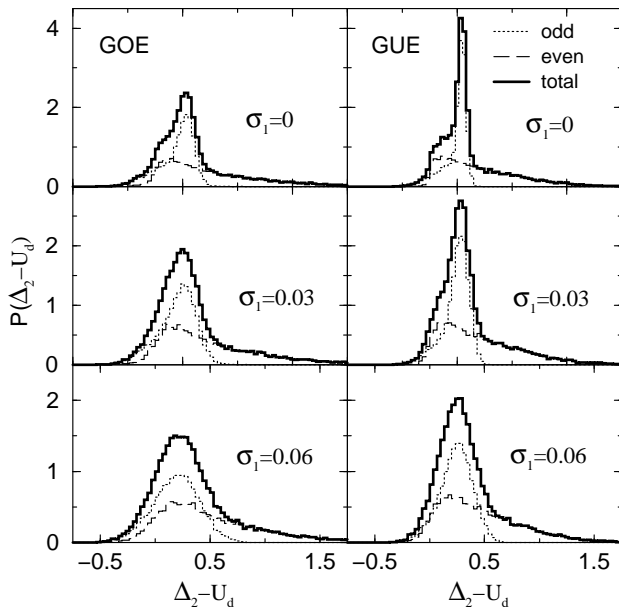


FIG. 3. Peak-spacing distributions  $P(\Delta_2)$  for the orthogonal (left) and unitary (right) symmetries and for  $\sigma_1 = 0, 0.03\Delta$  and  $0.06\Delta$ . In all cases  $J_s = 0.3\Delta$  and  $\sigma_2 = 0.025\Delta$ . The bimodality is lost already for  $\sigma_1 = 0.03\Delta$  but the distributions remain asymmetric.

The fluctuation properties of  $U_\alpha$  are similar to those of  $V_\alpha$  in Eqs. (10), except that  $V(\mathbf{r})$  is replaced by  $U(\mathbf{r})$  in Eq. (11).

We now compare our theory with the experimental results of Ref. [5] at the lowest measured temperature of  $T = 0.22\Delta$ . At this temperature it is necessary to include

the effect of excited states and in particular the contribution from both lowest  $S = 0$  and  $S = 1$  states [19]. We model the gate-voltage scrambling by a potential  $\tilde{V}$  whose matrix elements are uncorrelated from the matrix elements of  $V$  and have the same variance. It is difficult to estimate  $\sigma_1$  and  $\sigma_2$  for the ballistic dot used in the experiment. The simple estimates based on a billiard with diffusive surface scattering (see the second paragraph after Eq. (11)) for  $n \approx 340$  electrons (i.e.,  $g \approx 41$ ) give  $\sigma_1 = 0.02\Delta$  and  $\sigma_2 = 0.04\Delta$ . Fig. 4 compares the experimental distribution of Ref. [5] in the presence of a magnetic field (solid histograms) with the corresponding theoretical distribution (dashed histograms) that includes an experimental noise of  $0.1\Delta$ . The theoretical distribution describes rather well the asymmetry of the experimental distribution and its width  $0.27\Delta$  is slightly below the experimental width of  $(0.29 \pm 0.03)\Delta$ . In chaotic billiards our estimates of  $\sigma_1$  and  $\sigma_2$  can be enhanced by up to a factor of 2 and lead to better agreement with the data.

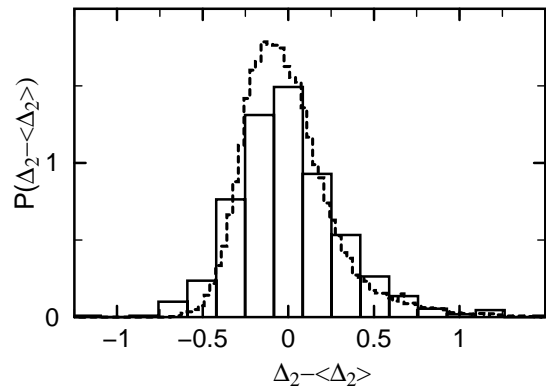


FIG. 4. Calculated peak-spacing distribution at  $T = 0.22\Delta$  for the unitary symmetry (dashed histograms) and  $J_s = 0.28\Delta$ ,  $\sigma_1 = 0.02\Delta$  and  $\sigma_2 = 0.04\Delta$  is compared with the experimental distribution of Ref. [5] (solid histograms)

In conclusion, we have developed a HF-Koopmans approach to study spin and interaction effects in diffusive or chaotic quantum dots. In particular we have studied the dependence of the peak-spacing distribution on the fluctuations of the interaction matrix elements to leading order in the inverse Thouless conductance. We find good agreement with the lowest temperature data of Ref. [5].

This work was supported in part by the U.S. DOE grant No. DE-FG-0291-ER-40608. We acknowledge useful discussions with H.U. Baranger, Y. Gefen, A. Polkovnikov and G. Usaj, and in particular with A.D. Mirlin.

- [1] Y. Alhassid, Rev. Mod. Phys. **72**, 895 (2000).
- [2] R.A. Jalabert, A.D. Stone, and Y. Alhassid, Phys. Rev. Lett. **68**, 3468 (1992).
- [3] U. Sivan *et al.*, Phys. Rev. Lett. **77**, 1123 (1996).
- [4] F. Simmel, T. Heinzel and D.A. Wharam, Europhys. Lett. **38**, 123 (1997).
- [5] S.R. Patel *et al.*, Phys. Rev. Lett. **80**, 4522 (1998).
- [6] S. Lüscher *et al.*, Phys. Rev. Lett. **86**, 2114 (2001).
- [7] S. Levit and D. Orgad, Phys. Rev. B **60**, 5549 (1999); P.N. Walker, G. Montambaux, and Y. Gefen, Phys. Rev. B **60**, 2541 (1999); A. Cohen, K. Richter, and R. Berkovits, Phys. Rev. B **60**, 2536 (1999).
- [8] K. Hirose, F. Zhou, and N.S. Wingreen, Phys. Rev. B **63**, 075301 (2001).
- [9] Y. Alhassid, Ph. Jacquod, and A. Wobst, Phys. Rev. B **61**, R 13357 (2000).
- [10] R. Berkovits, Phys. Rev. Lett. **81**, 2128 (1998).
- [11] Y. Oreg, P.W. Brouwer, X. Waintal, and B.I. Halperin, cond-mat/0109541 (2001).
- [12] D. Ullmo and H.U. Baranger, Phys. Rev. B **64**, 245324 (2001).
- [13] G. Usaj and H.U. Baranger, Phys. Rev. B **64**, 201319(R) (2001).
- [14] I.L. Kurland, I.L. Aleiner, and B.L. Altshuler, Phys. Rev. B **62**, 14886 (2000).
- [15] I.L. Aleiner, P.W. Brouwer, and L.I. Glazman, Phys. Rep. **358**, 309 (2002).
- [16] K. Hirose and N.S. Wingreen, cond-mat/0202266.
- [17] T. Koopmans, Physica (Amsterdam) **1**, 104 (1934).
- [18] Y. Alhassid and Y. Gefen, cond-mat/0101461.
- [19] Y. Alhassid and S. Malhotra, to be published.
- [20] Ya. M. Blanter, A.D. Mirlin, and B.A. Muzykantskii, Phys. Rev. Lett. **78**, 2449 (1997).
- [21] More generally, an additional Cooper channel interaction  $J_c = \bar{v}_{\alpha\alpha;\beta\beta}$  can contribute to (7) in the orthogonal case.
- [22] A.D. Mirlin, Phys. Rep. **326**, 260 (2000).
- [23] Here we approximate the screened interaction by a contact interaction  $(\Delta/2)\mathcal{A}\delta(r_1 - r_2)$ .
- [24] B.L. Altshuler *et al.*, Phys. Re. Lett. **78**, 2803 (1997).
- [25] A.D. Mirlin, private communication.
- [26] I.V. Gornyi and A.D. Mirlin, cond-mat/0107552.
- [27] The proper correlator behaves as  $J_0^2(k_F|r_1 - r_2|)$  at short distances and  $1/(\pi k_F|r_1 - r_2|)$  at large distances.
- [28] Ya. M. Blanter, A.D. Mirlin, and B.A. Muzykantskii, Phys. Rev. B **63** 235315 (2001).