

Giant vortex and circular superflow in a fast rotating Bose-Einstein condensate

Kenichi Kasamatsu¹, Makoto Tsubota¹, and Masahito Ueda²

¹ *Department of Physics, Osaka City University, Sumiyoshi-Ku, Osaka 558-8585, Japan*

² *Department of Physics, Tokyo Institute of Technology, Meguro-ku, Tokyo 152-8551, Japan*

(Dated: December 2, 2024)

A fast rotating Bose-Einstein condensate confined in a quadratic-plus-quartic potential is found to dynamically generate the “giant” vortex that absorbs all phase singularities into a single density hole. The giant vortex can sustain a quasi-one-dimensional circular superflow at supersonic speed.

PACS numbers: 03.75.Fi, 67.40.Db

The achievement of gaseous Bose-Einstein condensates (BECs) has created an extremely versatile testing ground for superfluidity with higher accuracy and manipulability than those of the traditional field of superfluid helium. In a rotating BEC [1], quantized vortex lattices have been observed with the time-of-flight imaging or an interferometric technique [2]. In this Letter, we propose a novel scheme to generate circular superflow that is difficult to realize in superfluid helium systems.

Through a number of theoretical studies of rotating BECs [3], the argument now extends to a fast rotating regime [4, 5, 6, 7, 8]. Several authors have predicted an upper critical frequency Ω_{c2} , beyond which vortex cores begin to overlap, leading to the transition into a quantum Hall like state [8]. For a radial quadratic trapping potential $(1/2)m\omega_{\perp}^2 r^2$ used in current experiments, however, theory predicts either the value of Ω_{c2} that is very close to ω_{\perp} [4, 5], or no overlap of vortex cores [6]. From an experimental point of view, the expansion of the condensate radius due to the centrifugal effect for $\Omega \rightarrow \omega_{\perp}$ brings the edge of the condensate beyond reach of the stirring laser beam for rotating the system. To overcome these difficulties one needs to use a confinement potential stronger than quadratic; this can be realized by using a Laguerre-Gaussian beam [9]. Such a strongly confining potential allows us to consider the limit $\Omega \rightarrow \infty$, opening up a new avenue to reveal novel phenomena of a fast rotating BEC [4, 6, 7].

In this Letter, we investigate the dynamics of vortex formation of a BEC in a quadratic-plus-quartic potential for values of Ω higher than ω_{\perp} by extending our previous studies [10]. Here the stable vortex configuration, which is reached at a value of Ω much greater than ω_{\perp} , is not triangular but rather a circular array around a single density hole (see Fig.1 (e)). This hole is made by the joint of singly quantized vortices, where the singularity of the phase field do not overlap completely. Surprisingly, as Ω is further increased, an array of vortices are absorbed into the density hole, around which persistent current circulates.

The resulting circular superflow offers a new research subject in the field of superfluidity of atomic BECs, as it is difficult to realize the circular superflow in superfluid helium [11]. In the atomic-gas BEC, the circular

superflow can be realized in an ideal situation and the superfluid velocity is easily controlled by changing Ω . This opens up the possibilities to study the phase slippage [12] and the stability of superflow well under control.

We consider a two-dimensional system subject to rotation $\mathbf{\Omega} = \Omega \hat{\mathbf{z}}$ by assuming the homogeneity along the z -axis. In a frame rotating with Ω around the z -axis, the dynamics of a condensate “wave function” Ψ is described by the Gross-Pitaevskii equation

$$i\frac{\partial\Psi}{\partial t} = \left(-\nabla^2 + V_{\text{trap}} - \mu + C|\Psi|^2 - \Omega\hat{L}_z\right)\Psi, \quad (1)$$

where μ is the chemical potential and the wave function is assumed to be normalized to unity: $\int dxdy|\Psi|^2 = 1$. The units of energy, length and time are given by the corresponding scales of the harmonic potential: $\hbar\omega_{\perp}$, $b_{\perp} = \sqrt{\hbar/2m\omega_{\perp}}$ and ω_{\perp}^{-1} , respectively, where m is the atomic mass and ω_{\perp} the trapping frequency. The strength of the mean-field interaction between atoms is characterized by C which is expressed in terms of the s -wave scattering length a_s as $C = 8\pi N_{2D}a_s$, where N_{2D} is the particle number per unit length along the z -axis. In this Letter, we assume that the trapping potential takes the form $V_{\text{trap}}(r) = r^2/4 + kr^4/16$, where $r^2 \equiv x^2 + y^2$ and k characterizes the strength of the quartic term. The quartic part of the potential allows us to increase Ω beyond ω_{\perp} . Hence, Eq. (1) has three free parameters C , Ω and k .

Now, we investigate the dynamics of vortex lattice formation, following the method of Ref. [10]. The stationary solution of Eq. (1) for a non-rotating trap is used as the initial state. The rotating drive is suddenly turned on by introducing a small anisotropy of the harmonic trap as $(\epsilon_x x^2 + \epsilon_y y^2)/4$ which transfers the angular momentum into the condensate. Since the transition from a non-vortex state to a vortex state requires energy dissipation, a phenomenological damping constant γ is introduced in Eq. (1) as $i\partial/\partial t \rightarrow (i - \gamma)\partial/\partial t$, where we assume $\gamma = 0.03$ [10, 13]. Finally, the small trap anisotropy $\epsilon_{x,y}$ is turned off adiabatically to obtain the axisymmetric stationary state.

The numerical simulations have been performed for several values of Ω at fixed $C = 250$ and $k = 1$. The dynamics of vortex nucleation is similar to those found

for a quadratic trap [10]. The peculiar surface mode excitations develop into the ripples, which are coupled to the phase defects outside the Thomas-Fermi boundary. Some of them develop into real quantized vortices and eventually form a lattice. A further increase in Ω reveals the dynamics that are unique to the combined potential V_{trap} . Figure 1 shows the time development of the angular momentum per atom $\ell_z = \int dx dy \Psi^* \hat{L}_z \Psi$ and the density profiles for $\Omega = 2.5$. The rotation excites ripples on the surface, which evolve into vortex cores as shown in Fig. 1(b). Some penetrating vortices move toward the center, joining together to make a hole at the center. In the process from Fig. 1(c) to 1(d), additional vortices enter the condensate successively, which contributes to a gradual increase in the angular momentum.

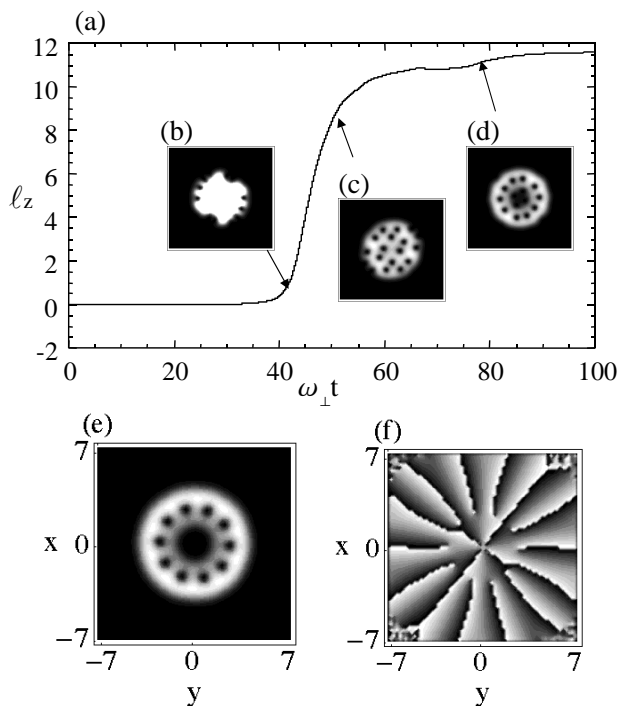


FIG. 1: Time development of the angular momentum per atom (a) and the condensate density $|\Psi|^2$ at $\omega_{\perp} t =$ (b) 42, (c) 50, and (d) 78 for $\Omega = 2.5$. The lower panel shows the density (e) and phase (f) profiles of the final stationary state of this dynamics. The value of the phase varies continuously from 0 (black) to 2π (white). The discontinuous lines between black and white correspond to the branch cut of the complex plane, and their edges represent vortices (phase defects). The unit of length is $\sqrt{\hbar/2m\omega_{\perp}}$.

A final steady state is shown in Fig. 1(e) and 1(f). There is a hole at the center, around which some vortices remain. The phase profile shows that some of the phase defects are included in the hole. As Ω is further increased, all the other phase defects are absorbed into the hole to generate a “giant vortex” as shown in Fig. 2. Note that this density hole is created by the joint of singly quan-

tized vortices. Although the overlap of vortex cores is not energetically favorable because of the repulsive interaction between vortices, it is allowed in this case due to the fact that the centrifugal effect of the rotation decreases the density around the center; for a rotating condensate the effective trapping potential along the radial direction has the form

$$V_{\text{trap}}^{\text{eff}}(r) = \frac{1}{4} \left[(1 - \Omega^2) r^2 + \frac{1}{4} k r^4 \right], \quad (2)$$

which features a ‘Mexican hat’ structure for $\Omega > 1$. In the central region of lower density, the overlap of vortex cores costs little energy because the energy is proportional to the density.

However, the phase singularities cannot overlap completely as seen in Fig. 1(f) and 2(b). The vortices inside the hole has such a low density and hence a long coherence length that vortex cores become featureless with regard to its density. Hence only the locations of singularities matter and we may therefore consider the interaction energy between such point-like defects to be proportional to $-\rho \kappa^2 \log d$, where ρ is the condensate density, κ the quantum circulation and d the distance between defects. It is the logarithmic divergence at $d \rightarrow 0$ that prevents the phase singularities from merging together. Thus, the density hole may be called as *quasi*-multiply quantized vortices because a multiply quantized vortex should have only one singular point in the phase field.

In order to realize the dynamical transition from singly quantized vortices to a multiply quantized vortex, it is necessary for the density ρ to vanish somewhere between singly quantized vortices. It is known that the energy of a vortex with winding number $n(> 1)$ is larger than that of n pieces of singly quantized vortices. In the case of a homogeneous system, if we put a vortex with winding number 2 in the condensate, this vortex disintegrates into two singly quantized vortices and their energy difference is released only by acoustic emission [14]. A multiply quantized vortex can never be created by the joint of singly quantized vortices unless the diffused acoustic waves refocus upon the vortices to get back their energy

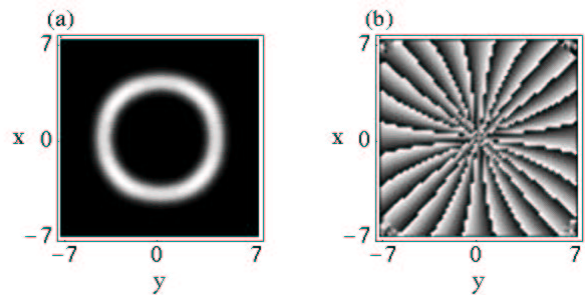


FIG. 2: The condensate density (a) and phase field (b) of the giant vortex state with $n = 24$ for $C = 250$, $k = 1$ and $\Omega = 3.2$.

difference and to extinguish the density between two vortices.

We find that the appearance of a single density hole with some phase defects is approximately determined by the upper critical frequency Ω_{c2} obtained by Fetter using the Thomas-Fermi approximation [4]. The value of Ω_{c2} is defined by the argument that the coherence length $\xi = \hbar/\sqrt{2m\mu}$ becomes comparable with the mean separation between vortices b_v , i.e., $\xi/b_v = 1$. Feynman's rule gives $b_v = \sqrt{\hbar/m\Omega}$ if the system undergoes the rigid body rotation [11]. For example, we obtain $\Omega_{c2} = 2.14$ for $C = 250$ and $k = 1$. The appearance of such a hole at Ω_{c2} was confirmed by our numerical simulations for several values of C and k .

As shown by Fetter [4], the effect of quantum depletion is crucial for $\Omega \simeq \Omega_{c2}$ where the vortex core occupies the whole condensate. However, since the structure of the vortex core is not taken into account within the Thomas-Fermi approximation, the above estimate of Ω for the overlap of vortex core is only qualitatively valid. Our results show that, before realizing this closed packed situation which leads to the destruction of the condensate, the condensate can survive by forming a ring around the giant vortex because of the combined potential V_{trap} . Here the ring radius corresponds to the minimum of the Mexican hat potential of Eq. (2): $R = \sqrt{2(\Omega^2 - 1)}/k$.

For sufficiently large Ω , the ring structure of Fig. 2(a) offers some insights into circular superflow, which has been studied in a torus [11]. The superfluid velocity is given by the gradient of the phase of the wave function as $\mathbf{v}_s = (\hbar/m)\nabla\theta$; the circulation along a closed loop is quantized as $\oint \mathbf{v}_s d\mathbf{l} = \kappa n$ with the quantum circulation $\kappa = \hbar/m$. For the cylindrical loop with radius R as shown in Fig. 2(a), $v_s = \kappa n/2\pi R$. As seen from the phase field of Fig. 2(b), the quantum number n is equal to the number of branch cuts along the loop, i.e., the number of the phase defects. When we suddenly decrease the rotation frequency from that of Fig. 2(a), some of the packed vortices in the giant vortex core should spiral out from inside to the outside the condensate, if there are some dissipations. The motion of these vortices across the circular superflow results in the decay of the superfluid velocity v_s . This is nothing but the phase-slippage [12], which is a characteristic phenomenon in superfluid physics.

Phase slippage has been observed in helium superflow through micro apertures [15]; however, it was difficult to control single phase slips and giant slips. The giant vortex enables us to control and observe them by the measurement of the angular momentum. Figure 3 shows the change in the angular momentum and that in the phase field due to a small change in Ω from $\Omega = 3.5$ ($n = 32$) to $\Omega = 3.2$, where we give a small anisotropy in the trapping frequencies to break the rotational symmetry. Some phase defects are released from the giant vortex, jostling at the inner border of the ring condensate. Four vortices among them go across the superflow by the phase

slippage and then escape outside, with a concomitant reduction in the angular momentum.

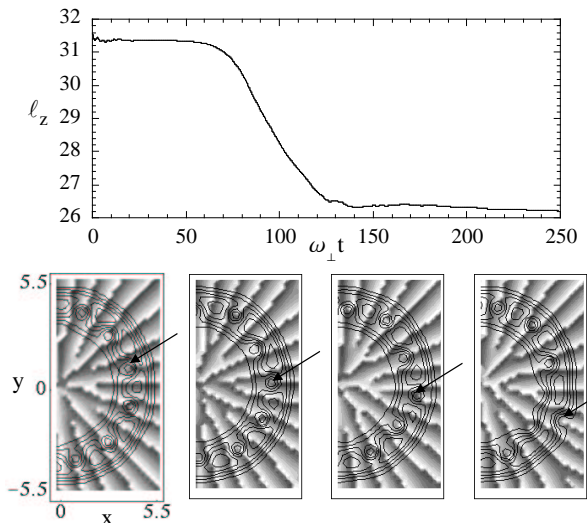


FIG. 3: Top figure shows the time evolution of the angular momentum per atom for small change of $\Omega = 3.5 \rightarrow 3.2$. The bottom figures show the density (line contours) and the phase profiles of a half of the $x-y$ plane at $\omega_{\perp} t = 102, 107, 112, 116$ from left to right. Arrows show how a vortex escapes through the phase slippage.

When the ring radius R is sufficiently large, the circular flow can be regarded as quasi-one-dimensional by the following reason. The radial wave function of the stationary giant vortex state is obtained by substituting $\Psi = f(r)e^{in\theta}$ into Eq. (1):

$$\left[-\frac{\partial^2}{\partial r^2} - \frac{1}{r} \frac{\partial}{\partial r} + \frac{n^2}{r^2} + V_{\text{trap}} + C|f|^2 - n\Omega \right] f = \mu f. \quad (3)$$

The excitation of the radial component is easily obtained by writing $f + \delta f$, and the effective potential for δf is

$$V_{\text{eff}}(r) = V_{\text{trap}} + \frac{n^2}{r^2} + 2C|f(r)|^2 - \mu - n\Omega. \quad (4)$$

If n satisfies Feynman's rule, the terms $V_{\text{trap}} + n^2/r^2$ becomes Eq. (2). For large n (large R) the radial zero-point energy around the minimum of the potential $V_{\text{trap}} + n^2/r^2$ becomes larger than the mean-field interaction strength $C|f(r)|^2$. Such a high excitation frequency freezes the motion of the radial wave function, while that along the θ -direction is free. In order to investigate the stability of this one-dimensional superflow, we write the wave function as $\Psi(r, \theta, t) = f(r)\psi(\theta, t)$ and Eq. (1) reduces to

$$i \frac{\partial \psi}{\partial t} = \left(-\frac{1}{R^2} \frac{\partial^2}{\partial \theta^2} + E_r + CP|\psi|^2 - i\Omega \frac{\partial}{\partial \theta} \right) \psi, \quad (5)$$

where

$$E_r = \frac{1}{A} \int r dr f^* \left[-\frac{\partial^2}{\partial r^2} - \frac{1}{r} \frac{\partial}{\partial r} + V_{\text{trap}} - \mu \right] f,$$

$$R^{-2} \simeq \frac{1}{A} \int r dr |f|^2 r^{-2}, \quad P = \frac{1}{A} \int r dr |f|^4$$

with $A = \int r dr |f|^2$. The wave function is linearized as $\psi(\theta, t) = e^{-i\mu t} \{ e^{in\theta} + \eta [e^{-i\omega t} u(\theta) + e^{i\omega^* t} v^*(\theta)] \}$. The resulting eigenvalue problem with the ansatz $u(\theta) = u_q e^{i(n+q)\theta}$ and $v(\theta) = v_q e^{i(-n+q)\theta}$ yields the dispersion relation

$$\omega_{q,\pm} = \frac{q}{R} \left\{ \left(\frac{2n}{R} - R\Omega \right) \pm \sqrt{\left(\frac{q}{R} \right)^2 + 2CP} \right\}, \quad (6)$$

where q/R is the wave number that characterizes the excitation. The second term of Eq. (6) gives the sound velocity $c = \sqrt{2CP}$ and the superflow is stable when $v_s < c$ according to the Landau criterion. From the values of the parameters and the form of $f(r)$ of Fig. 2(a) yield $c = 3.75$ and the circular flow velocity $v_s = 2n/R \simeq 12$ (in units of $b_\perp \omega_\perp$). Since $v_s > c$, the circular flow is energetically unstable.

Since there are neither impurities nor walls in the present system, apparently there is no mechanism of dissipation, so such supersonic superflow may be realized. In the analysis of the GP equation for ordinary trapped condensates or bulk condensates, the dissipation of the superflow is associated with the vortex-pair creation at an impurity object [16], which was demonstrated experimentally [17]. However, the present case of the circular superflow is different from those. Here we introduce the impurity potential of the Gaussian form as $V_{\text{imp}} = V_0 \exp[-\{(x-x_0)^2 + (y-y_0)^2\}/\sigma^2]$ (at rest in the lab-frame), where $\{x_0, y_0\}$ refer to the position of the impurity. Figure. 4 shows an example of the destabilization process of the giant vortex state by V_{imp} . The value of V_0 is chosen as larger than $V_{\text{trap}}(R)$ and σ is smaller than the width of the ring condensate. Since v_s exceeds the




FIG. 4: Snap shots of the numerical simulation of the giant vortex state (Fig. 2) perturbed by an impurity potential. The values of the parameter for V_{imp} are $V_0 = 1000$, $\sigma = 0.1$, $x_0 = 3.94$ and $y_0 = 0$. The impurity potential is at rest in the laboratory frame, i.e., rotates in rotating frame.

Landau critical velocity c , the impurity excites the longitudinal density waves along the ring condensate, but it does not generate the vortex-pairs because of the tight radial confinement. The generation of phonons can cause the drag force which acts on the impurity [16]. Therefore, this system opens a new scheme for studying the stability of a quasi-one-dimensional superflow.

In conclusion, a fast rotating BEC in a quadratic-plus-quartic potential is shown to generate a giant vortex and circular superflow around it by absorbing singly quantized vortices into a single density hole. The circular superflow is supersonic, but it is found to be stable against vortex-pair creation. We thus hope that this system will offers a new experimental scheme for studying low-dimensional superfluidity in atomic-gas BEC.

M.T. acknowledges support by a Grant-in-Aid for Scientific Research (Grant No.12640357) by Japan Society for the Promotion of Science. M.U. acknowledges support by a Grant-in-Aid for Scientific Research (Grant No. 11216204) by the Ministry of Education, Science, Sports, and Culture of Japan, and by the Toray Science Foundation.

-
- [1] K. W. Madison *et al.*, Phys. Rev. Lett. **84**, 806 (2000); J. R. Abo-Shaeer *et al.*, Science, **292**, 476 (2001); P. C. Haljan *et al.*, Phys. Rev. Lett. **87**, 210403 (2001); E. Hodby *et al.*, Phys. Rev. Lett. **88**, 010405 (2002).
 - [2] S. Inouye *et al.*, Phys. Rev. Lett. **87**, 080402 (2001); F. Chevy *et al.*, Phys. Rev. A **64** 031601(R) (2001).
 - [3] For a review, A. L. Fetter, and A. A. Svidzinsky, J. Phys. Condens. Matter **13**, R135 (2001).
 - [4] A. L. Fetter, Phys. Rev. A **64**, 063608 (2001).
 - [5] D. L. Feder and C. W. Clark, Phys. Rev. Lett. **87**, 190401 (2001).
 - [6] U. R. Fischer and G. Baym, cond-mat/0111443.
 - [7] E. Lundh, cond-mat/0103272.
 - [8] T. L. Ho, Phys. Rev. Lett. **87**, 060403 (2001); N. R. Cooper, N. K. Wilkin, and J. M. F. Gunn, Phys. Rev. Lett. **87**, 120405 (2001); S. Viefers, T. H. Hansson, and S. M. Reimann, Phys. Rev. A **62**, 053604 (2000).
 - [9] T. Kuga, Y. Torii, N. Shiokawa, T. Hirano, Y. Shimizu, and H. Sasada, Phys. Rev. Lett. **78**, 4713, (1997).
 - [10] M. Tsubota, K. Kasamatsu, and M. Ueda, Phys. Rev. A **65**, 023603 (2002).
 - [11] R. J. Donnelly, *Quantized Vortices in Helium II* (Cambridge University Press, Cambridge, 1991).
 - [12] P. W. Anderson, Rev. Mod. Phys. **38**, 298 (1966).
 - [13] S. Choi, S. A. Morgan, K. Burnett, Phys. Rev. A **57**, 4057 (1998).
 - [14] I. Aranson and V. Steinberg, Phys. Rev. B **53**, 75 (1996).
 - [15] E. Varoquaux, O. Avenel, Y. Mukharsky, and P. Hakonen, in "Quantized Vortex Dynamics and Superfluid Turbulence," edited by C. F. Barenghi, R. J. Donnelly, and W. F. Winen (Springer, Berlin, 2001) and references therein.
 - [16] T. Frisch, Y. Pomeau, and S. Rica, Phys. Rev. Lett. **69**, 1644 (1992); B. Jackson, J. F. McCann, and C. S.

- Adams, Phys. Rev. Lett. **80**, 3903 (1998); Phys. Rev. A **61**, 051603(R) (2000).
- [17] C. Raman, *et al.* Phys. Rev. Lett. **83**, 2502 (1999); R. Onofrio *et al.*, Phys. Rev. Lett. **85**, 2228 (2000).