

# Reflection of two-gap nature in penetration depth measurements of $\text{MgB}_2$ film

Mun-Seog Kim, John A. Skinta, and Thomas R. Lemberger  
*Department of Physics, Ohio State University, Columbus, OH 43210-1106*

W. N. Kang, Hyeong-Jin Kim, Eun-Mi Choi, and Sung-Ik Lee  
*National Creative Research Initiative Center for Superconductivity and Department of Physics, Pohang University of Science and Technology, Pohang 790-784, Republic of Korea*

The magnetic penetration depth,  $\lambda^{-2}(T)$ , in the basal plane of a magnesium diboride ( $\text{MgB}_2$ ) film was measured using a two-coil mutual inductance technique at 50 kHz. This film has  $T_c \simeq 38$  K,  $\Delta T_c \leq 1$  K, and  $\lambda(0) \sim 1500$  Å. At low temperatures,  $\lambda^{-2}(T)$  shows a clear exponential temperature dependence, indicating  $s$ -wave superconducting order parameter symmetry. However, the data are not quantitatively well described by theory assuming a single gap. From the data fit by the full BCS calculation assuming a double gap, the values of the two distinct gaps were obtained:  $\Delta_S(0) = 2.61 \pm 0.41$  meV and  $\Delta_L(0) = 6.50 \pm 0.33$  meV. The contributions of the small and the large gaps to the total superfluid density at  $T = 0$  were estimated to be 21% and 79%, respectively. Finally, we consider the effect of gap anisotropy on the penetration depth measurements, and find that the anisotropy does not play a significant role in determining the temperature dependence of the penetration depth.

## I. INTRODUCTION

Since the discovery of superconductivity in metallic  $\text{MgB}_2$ , [1] abundant research has been carried out to elucidate its basic mechanism.  $\text{MgB}_2$  has some notable features which contrast with cuprate superconductors. First, electron coupling is mediated by phonons, as indicated by the observation of a prominent isotope effect. [2] However, the transition temperature,  $T_c \simeq 39$  K, might be somewhat higher than the theoretical prediction assuming a conventional phonon mechanism. [3] Recently, it was suggested that anisotropy in electron-phonon couplings plays a significant role in the unusually high transition temperature. [4,5] Secondly, many theoretical [4–7] and experimental works [8–20] suggest that  $\text{MgB}_2$  has two separate gaps and that the symmetry of each gap is  $s$ -wave with a substantial gap anisotropy. The Fermi surface of  $\text{MgB}_2$  consists of two nearly cylindrical (2D) sheets and two tubular networks (3D). [21] While the value of the gap associated with 3D sheets is in the range  $0.5 \leq \Delta(0)/k_B T_c \leq 0.95$ , for 2D networks the value is about  $1.8 \leq \Delta(0)/k_B T_c \leq 2.2$ . This double-gap structure and its anisotropic nature would be expected to play an important role in the physical properties of the compound.

In the early stages of  $\text{MgB}_2$  study, a number of groups claimed unconventional superconductivity [22] or  $s$ -wave order parameter symmetry [23–25] from penetration depth measurements on various forms of samples. For example, Prozorov et al. [25] showed a clear exponential behavior of  $\lambda(T)$  measured using a microwave technique for  $\text{MgB}_2$  wires. On the other hand, Pronin et al. [26] reported the penetration depth measurements of  $c$ -axis oriented films with  $T_c \simeq 32$  K. They claimed that the penetration depth shows  $T^2$  temperature dependence rather than exponential behavior at low temperatures, and suggested a strong gap anisotropy or the existence of nodes in the gap as its origin. At present, some of the results of penetration depth measurements and their interpretations are still controversial.

In this work, we measure the magnetic penetration depth of high-quality  $\text{MgB}_2$  film via a mutual-inductance technique. At low temperatures,  $\lambda^{-2}(T)$  shows a clear exponential temperature dependence. However, the model assuming a single gap does not describe the experimental results. A full calculation within the BCS framework assuming a two-gap nature, successfully describes our data. The values of the two gaps obtained from fits to the data are consistent with previous reports. Also, the contributions of each gap to the superfluid density are deduced from the analysis.

Initially, we compare the data with the low-temperature expansion formula for  $\lambda^{-2}(T)$  assuming one or two gaps to get a rough estimate of the gap values. Then, we refine the values from a full calculation of the penetration depth. Finally, we consider how the penetration depth is affected by gap anisotropy.

## II. EXPERIMENTS

The MgB<sub>2</sub> thin film was fabricated using a two-step method; the detailed process is described elsewhere. [27] First, an amorphous boron thin film was deposited on a (1  $\bar{1}$  0 2) Al<sub>2</sub>O<sub>3</sub> substrate of 1 × 1 cm<sup>2</sup> at room temperature by using pulsed laser deposition. Then, the boron thin film was put into a Nb tube with high purity Mg metal (99.9%) and the Nb tube was then sealed using an arc furnace in an Ar atmosphere. Finally, the heat treatment was carried out at 900°C for 10 to 30 minutes in an evacuated quartz ampoule, which was sealed under high vacuum. The film thickness was 0.3 μm, which was confirmed by scanning electron microscopy. X-ray diffraction patterns indicated that the MgB<sub>2</sub> thin film had a highly *c*-axis-oriented crystal structure normal to the substrate surface; no impurity phase was observed.

The penetration depth,  $\lambda^{-2}(T)$ , was measured using a two-coil mutual inductance technique described in detail elsewhere. [28,29] The MgB<sub>2</sub> film is centered between drive and pick-up coils. A current at 50 kHz in the drive coil induces screening currents in the film. The magnetic fields from the drive coil and the induced current in film are measured as a voltage across the pick-up coil. The amplitude of the driving ac magnetic field is much smaller than the lower critical field of the samples. Because the coils are much smaller than the film, the applied field is concentrated near the center of the film and demagnetizing effects at the film perimeter are not relevant. All data presented here are taken in the linear response regime. This mutual inductance technique enables us to extract absolute values as well as temperature dependence of penetration depth from the mutual inductance data.

## III. RESULTS AND DISCUSSION

Figure 1(a) shows the penetration depth,  $\lambda^{-2}(T)$ , at temperatures below 20 K. One can see that  $\lambda^{-2}(T)$  saturates to the value of  $\sim 43\mu\text{m}^{-2}$  at low temperatures, which corresponds to  $\lambda \simeq 150$  nm. As many groups report, this feature can be regarded to reflect *s*-wave order-parameter symmetry in this compound. In this case,  $\lambda^{-2}(T)$  can be described by the formula [30]

$$\frac{\lambda^{-2}(T)}{\lambda^{-2}(0)} \simeq 1 - \left( \frac{2\pi\Delta(0)}{k_B T} \right)^{1/2} e^{-\Delta(0)/k_B T}, \quad (1)$$

where  $\Delta(0)$  is the energy gap at zero temperature. The thin solid line in Fig. 1 (a) represents Eq.(1) fitted to data. Equation (1) is only the low-temperature expansion of  $\lambda^{-2}(T)$ , so the data fitting should be limited to the low-temperature region. The comparison between data and theory was done for  $T \leq 12$  K. As one can see, the change of superfluid density in this temperature range is within 5 %. This comparison yields  $\Delta(0) = 4.29$  meV ( $\Delta(0)/k_B T_c = 1.31$ ) and  $\lambda^{-2}(0) = 43.2 \mu\text{m}^{-2}$ . The gap value is significantly smaller than the BCS weak coupling limit  $\Delta(0)/k_B T_c \simeq 1.76$ . Using this value,  $\lambda^{-2}(T)$  in the whole temperature region below  $T_c$  can be obtained by a full calculation of the BCS weak coupling formula for  $\lambda^{-2}(T)$ . If the above one-gap fit is valid, the full calculation is expected to describe the experimental  $\lambda^{-2}(T)$  for the entire temperature region below  $T_c$ . The thin solid line in the inset of Fig. 1 (a) denotes this full calculation. However, the curve does not give a correct description of the data at high temperatures. While the data shows negative curvature in the high-temperature region, the theoretical line shows weakly positive curvature.

Recently, a number of experimental and theoretical groups proposed the existence of two gaps in MgB<sub>2</sub>. In this case,  $\lambda^{-2}(T)$  at low temperatures can be expressed by

$$\lambda^{-2}(T) \simeq \lambda_S^{-2}(0) \left[ 1 - \left( \frac{2\pi\Delta_S(0)}{k_B T} \right)^{1/2} e^{-\Delta_S(0)/k_B T} \right] + \lambda_L^{-2}(0) \left[ 1 - \left( \frac{2\pi\Delta_L(0)}{k_B T} \right)^{1/2} e^{-\Delta_L(0)/k_B T} \right],$$

where the  $\Delta_S(0)$  ( $\Delta_L(0)$ ) and  $\lambda_S^{-2}(0)$  ( $\lambda_L^{-2}(0)$ ) are the value of the small (large) gap and the contribution of small (large) gap to total superfluid density ( $\propto \lambda^{-2}$ ), respectively. For comparison with data, it is more convenient to convert the above equation to the following

$$\frac{\lambda^{-2}(T)}{\lambda^{-2}(0)} \simeq 1 - c_1 \left( \frac{2\pi\Delta_S(0)}{k_B T} \right)^{1/2} e^{-\Delta_S(0)/k_B T} - c_2 \left( \frac{2\pi\Delta_L(0)}{k_B T} \right)^{1/2} e^{-\Delta_L(0)/k_B T}, \quad (2)$$

where  $\lambda^{-2}(0) = \lambda_S^{-2}(0) + \lambda_L^{-2}(0)$ ,  $c_1 = \lambda_S^{-2}(0)/\lambda^{-2}(0)$ , and  $c_2 = (1 - c_1)$ .

Initially, we tried to fit Eq.(2) to data in the temperature range of  $T \leq 12$  K. However, the fitting error was somewhat large. In fact, the standard error for the parameter  $\Delta_L(0)$  was of the same order as  $\Delta_L(0)$  itself. At very

low temperatures, the change of superfluid density with temperature, i.e., the quasiparticle excitation, is dominated by the small gap. In other words, the role of the large gap in  $\lambda^{-2}(T)$  is relevant at higher temperatures. Thus, we extended the fitting region up to 17 K even though the applicable temperature region of Eq.(2) somewhat deviates. The fitting result is shown in Fig. 1(b). The obtained gap values are  $\Delta_S(0) = 2.57$  meV and  $\Delta_L(0) = 5.82$  meV, corresponding  $\Delta_S(0)/k_B T_c = 0.79$  and  $\Delta_L(0)/k_B T_c = 1.78$ . In the case of the small gap, the value is fairly consistent with theoretical prediction and other experimental results. But the large gap value is somewhat smaller than those in the literatures. In whole temperature region, the contribution of the large gap to the total superfluid density is much larger than that of the small gap. Specifically, at  $T = 0$ , the contribution of the large gap is about 82 %, i.e.,  $c_2 \simeq 0.82$ .

In the above analysis, we used the formula which is valid at low temperatures. Even though the obtained gap values are close to those reported previously, as a matter of course, a full calculation in the extended temperature region is needed for a more precise description of the data. Moreover, the role of gap anisotropy in the temperature dependence of the penetration depth might have to be considered. According to our analysis (see below), however, it is revealed that the gap anisotropy is not relevant in determining the temperature dependence of the penetration depth. First, we assume an isotropic  $s$ -wave gap, and perform a full calculation of the penetration depth.

For clean superconductors, the penetration depth,  $\lambda^{-2}(T)$ , can be represented by

$$\frac{\lambda^{-2}(T)}{\lambda^{-2}(0)} = 1 - 2 \int_{\Delta}^{\infty} \left( -\frac{\partial f}{\partial E} \right) D(E) dE,$$

where  $f$  is the Fermi distribution function and  $D(E) = E/(E^2 - \Delta^2)^{1/2}$  is the quasiparticle density of states. [31] In the case of the superconductors having two gaps, the penetration depth is given by

$$\frac{\lambda^{-2}(T)}{\lambda^{-2}(0)} = 1 - 2 \left[ c_1 \int_{\Delta_S}^{\infty} \left( -\frac{\partial f}{\partial E} \right) D_S(E) dE + c_2 \int_{\Delta_L}^{\infty} \left( -\frac{\partial f}{\partial E} \right) D_L(E) dE \right], \quad (3)$$

where  $c_1$  is adjustable parameter which determines the contribution of the small gap to the superfluid density and  $c_2 = (1 - c_1)$ . To perform this calculation,  $\Delta(T)/\Delta(0)$  was evaluated first. This is a universal function of  $T/T_c$  in the weak coupling limit,  $\Delta(0)/k_B T_c = \pi/\gamma$ , where  $\gamma = 1.78$  is the Euler constant. However, in the strong coupling limit,  $\Delta(0)/k_B T_c > \pi/\gamma$ ,  $\Delta(T)$  depends on the value of  $\Delta(0)$ . The value of the large gap,  $\Delta_L(0)/k_B T_c \sim 1.78$  obtained above, is in the strong coupling limit. Regardless of this, we use  $\Delta(T)/\Delta(0)$  in the weak coupling limit in  $\lambda(T)$  calculation, since the difference between  $\Delta_L(0)/k_B T_c$  and  $\pi/\gamma$  is not significant.

Figure 2 shows our attempts to fit the data using Eq.(3). Except near  $T_c$ , the theoretical line gives a good fit of the data. From this, we obtain the gap values  $\Delta_S(0) = 2.61 \pm 0.41$  meV and  $\Delta_L(0) = 6.50 \pm 0.33$  meV. These are fairly consistent with previous reports. Also, the contributions of each gap to  $\lambda^{-2}(0)$ , i.e.,  $c_2 = 0.79 \pm 0.06$  was deduced, similar to the previous.

Finally, we consider how gap anisotropy is reflected in the temperature dependence of  $\lambda^{-2}$ . According to a recent theoretical calculation, the values of the small and large gaps are distributed in the range of  $1 \text{ meV} \leq \Delta_S \leq 3 \text{ meV}$  and  $6.5 \text{ meV} \leq \Delta_L \leq 7.5 \text{ meV}$  due to gap anisotropy and/or the multi-gap nature. [6]

Here we suppose two phenomenological models for gap anisotropy. In the first model, the gap is distributed uniformly for the range between  $\Delta_0(1 - \delta/2)$  and  $\Delta_0(1 + \delta/2)$ , where  $\delta$  is the numerical factor smaller than two. Thus, the distribution function in this model is simply given by  $P_u(\Delta) = (\delta\Delta_0)^{-1}$ . The inset of Fig. 3 shows the corresponding quasiparticle density of states for this model. Employing this model, we calculate the penetration depth  $\lambda^{-2}(T)$  in the cases of  $\Delta_0(0) = 2.61$  meV and 6.50 meV for  $\delta = 0.5$  as shown in Fig. 3. The value of  $\delta = 0.5$  corresponds to about  $\pm 25\%$  variation of  $\Delta$  around the average value  $\Delta_0$  on the Fermi surface. This distribution of  $\Delta$  is sufficient to account for real gap anisotropy in MgB<sub>2</sub>. In comparison with the isotropic case, the change in  $\lambda^{-2}(T)$  is not significant for this model. In the alternative model, we assume the normal distribution of the gap,  $P_G(\Delta)$ . The gap distribution with  $P_G(\Delta)$  gives negligibly small change in  $\lambda^{-2}(T)$ , and so is not shown in Fig. 3. Thus we conjecture that our analysis above is valid even though the gap anisotropy was not considered.

#### IV. SUMMARY

The magnetic penetration depth  $\lambda^{-2}(T)$  of high-quality,  $c$ -axis oriented MgB<sub>2</sub> film was obtained from mutual-inductance measurements in the linear-response regime. The exponential temperature dependence of  $\lambda^{-2}(T)$  at low temperatures suggests a nodeless gap on the Fermi surface. However, the data could not be described by the  $s$ -wave theory assuming a single gap even at low temperatures. On the other hand, the data were successfully described by the full calculation of  $\lambda^{-2}(T)$  with two distinct gap values:  $\Delta_S(0) = 2.61 \pm 0.41$  meV and  $\Delta_L(0) = 6.50 \pm 0.33$

meV. At  $T = 0$ , the contribution of the small gap to the superfluid density was found to be 21%. Finally, two phenomenological models to account for gap-size distribution on the Fermi surface were considered. It was found that gap-size distribution in  $\text{MgB}_2$  does not play a significant role in determining the temperature dependence of the penetration depth.

### ACKNOWLEDGMENTS

This work was supported in part by DoE Grant DE-FG02-90ER45427 through the Midwest Superconductivity Consortium (MSK, JAS, and, TRL) and by Creative Research Initiatives of the Korean Ministry of Science and Technology (WNK, HJK, EMC, and SIL).

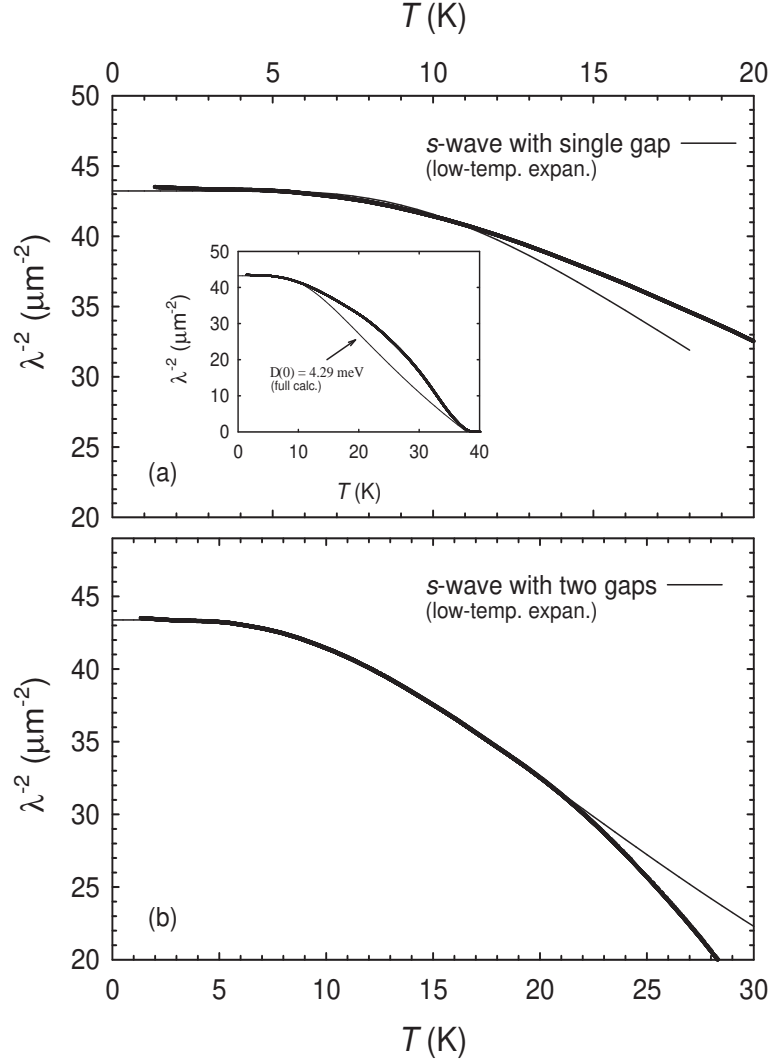


FIG. 1. (a) Penetration depth  $\lambda^{-2}(T)$  of  $\text{MgB}_2$  film at low temperatures. Thin solid line denotes a fit of Eq.(1). From this fit,  $\Delta(0) = 4.29 \text{ meV}$  ( $\Delta(0)/k_B T_c = 1.31$ ) was obtained. Inset:  $\lambda^{-2}(T)$  for temperatures below  $T_c$ . Thin solid line is a full BCS calculation assuming  $\Delta(0) = 4.29 \text{ meV}$ . (b)  $\lambda^{-2}(T)$  fitted by Eq.(2). In this fit, the values of two-distinct gaps  $\Delta_S(0) = 2.57 \text{ meV}$  and  $\Delta_L(0) = 5.82 \text{ meV}$  were obtained.

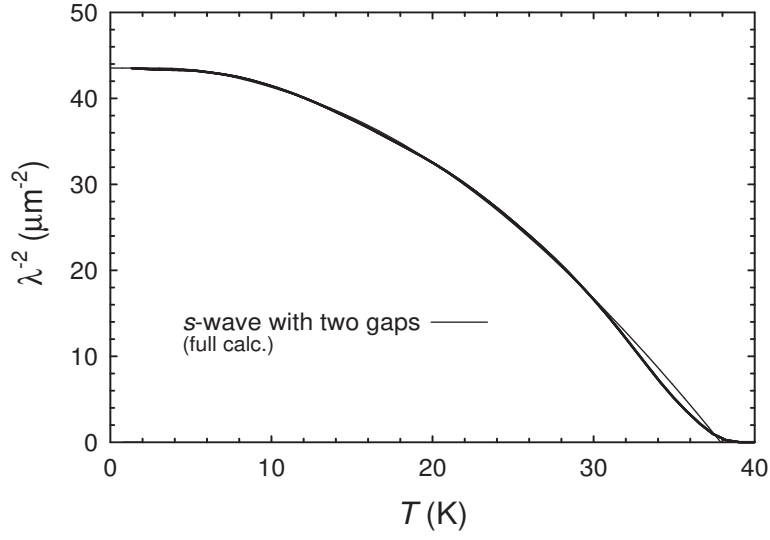


FIG. 2.  $\lambda^{-2}(T)$  for whole temperatures below  $T_c$ . Thin solid line is a full BCS calculation of  $\lambda^{-2}(T)$  assuming two-distinct gaps. From this, refined gaps values  $\Delta_S(0) = 2.61$  meV and  $\Delta_L(0) = 6.50$  meV were obtained.

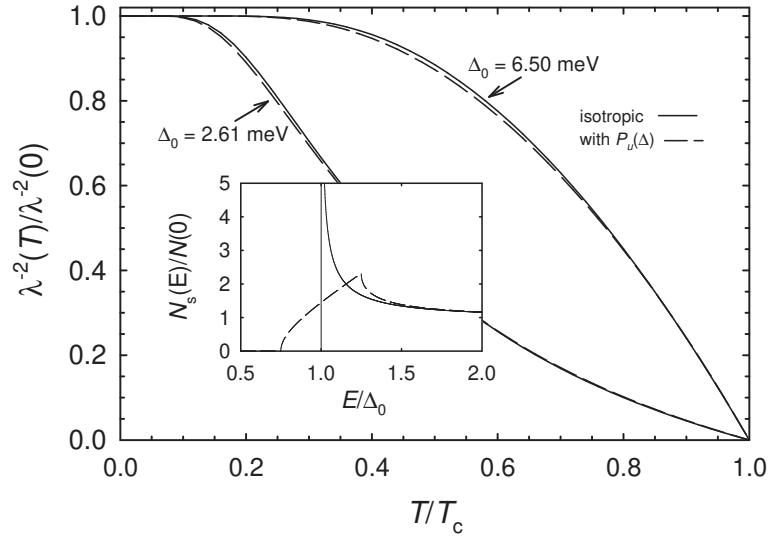


FIG. 3. Theoretical penetration depth  $\lambda^{-2}(T)$  considered the gap size distribution on the Fermi surface when average values of the two-distinct gaps,  $\Delta_0(0)$ , are 2.61 meV and 6.50 meV. Inset: Quasiparticle density of states in the model for the gap distribution. (see text.)

- 
- [1] J. Nagamatsu, N. Nakagawa, T. Muranaka, Y. Zenitani, and J. Akimitsu, *Nature* **410**, 63 (2001).
- [2] S. L. Bud'ko, G. Lapertot, C. Petrovic, C. E. Cunningham, N. Anderson, and P. C. Canfield, *Phys. Rev. Lett.* **86**, 1877 (2001).
- [3] W. L. McMillan and J. M. Rowell, in *Superconductivity*, edited by R. D. Parks (Marcel Dekker, New York, 1969), p. 561.
- [4] A. Y. Liu, I. I. Mazin, and J. Kortus, *Phys. Rev. Lett.* **87**, 087005 (2001).
- [5] H. J. Choi, D. Roundy, H. Sun, M. L. Cohen, and S. G. Louie, cond-mat/0111183, 2001.
- [6] H. J. Choi, D. Roundy, H. Sun, M. L. Cohen, and S. G. Louie, cond-mat/0111182, 2001.
- [7] A. A. Golubov, J. Kortus, O. V. Dolgov, O. Jepsen, Y. Kong, O. K. Andersen, B. J. Gibson, K. Ahn, and R. K. Kremer, cond-mat/0111262, 2001.
- [8] H. Schmidt, J. F. Zasadzinski, K. E. Gray, and D. G. Hinks, *Phys. Rev. B* **63**, 220504 (2001).
- [9] F. Giubileo, D. Roditchev, W. Sacks, R. Lamy, D. X. Thanh, J. Klein, S. Miraglia, D. Fruchart, J. Marcus, and Ph. Monod, *Phys. Rev. Lett.* **87**, 177008 (2001).
- [10] F. Laube, G. Goll, J. Hagel, H. v. Lohneysen, D. Ernst, and T. Wolf, cond-mat/0106407, 2001.
- [11] P. Szabó, P. Samuely, J. Kačmarčík, T. Klein, J. Marcus, D. Fruchart, S. Miraglia, C. Marcenat, and A. G. M. Jansen, *Phys. Rev. Lett.* **87**, 137005 (2001).
- [12] P. Seneor, C.-T. Chen, N.-C. Yeh, R. P. Vasquez, L. D. Bell, C. U. Jung, Min-Seok Park, Heon-Jung Kim, W. N. Kang, and Sung-Ik Lee, *Phys. Rev. B* **65**, 012505 (2001).
- [13] Yu. G. Naidyuk, I. K. Yanson, L. V. Tyutrina, N. L. Bobrov, P. N. Chubov, W. N. Kang, H.-J. Kim, E.-M. Choi, and S.-I. Lee, cond-mat/0112452, 2002.
- [14] F. Bouquet, R. A. Fisher, N. E. Phillips, D. G. Hinks, and J. D. Jorgensen, *Phys. Rev. Lett.* **87**, 047001 (2001).
- [15] Y. Wang, T. Plackowski, and A. Junod, *Physica C* **355**, 179 (2001).
- [16] H. D. Yang, J.-Y. Lin, H. H. Li, F. H. Hsu, C. J. Liu, S.-C. Li, R.-C. Yu, and C.-Q. Jin, *Phys. Rev. Lett.* **87**, 167003 (2001).
- [17] Ch. Wälti, E. Felder, C. Degen, G. Wigger, R. Monnier, B. Delley, and H. R. Ott, *Phys. Rev. B* **64**, 172515 (2001).
- [18] H. Kotegawa, K. Ishida, Y. Kitaoka, T. Muranaka, and J. Akimitsu, *Phys. Rev. Lett.* **87**, 127001 (2001).
- [19] S. Tsuda, T. Yokoya, T. Kiss, Y. Takano, K. Togano, H. Kito, H. Ihara, and S. Shin, *Phys. Rev. Lett.* **87**, 177006 (2001).
- [20] X. K. Chen, M. J. Konstantinovic, J. C. Irwin, D. D. Lawrie, and J. P. Franck, *Phys. Rev. Lett.* **87**, 157002 (2001).
- [21] J. Kortus, I. I. Mazin, K. D. Belashchenko, V. P. Antropov, and L. L. Boyer, *Phys. Rev. Lett.* **86**, 4656 (2001).
- [22] C. Panagopoulos, B. D. Rainford, T. Xiang, C. A. Scott, M. Kambara, and I. H. Inoue, *Phys. Rev. B* **64**, 094514 (2001).
- [23] F. Manzano, A. Carrington, N. E. Hussey, S. Lee, A. Yamamoto, and S. Tajima, *Phys. Rev. Lett.* **88**, 047002 (2002).
- [24] G. Lamura, E. Di Gennaro, M. Salluzzo, A. Andreone, J. Le Coche, A. Gauzzi, C. Cantoni, M. Paranthaman, D. K. Christen, H. M. Christen, G. Giunchi, and S. Ceresara, *Phys. Rev. B* **65**, 020506 (2002).
- [25] R. Prozorov, R. W. Giannetta, S. L. Bud'ko, and P. C. Canfield, *Phys. Rev. B* **64**, 180501 (2001).
- [26] A. V. Pronin, A. Pimenov, A. Loidl, and S. I. Krasnovobodtsev, *Phys. Rev. Lett.* **87**, 097003 (2001).
- [27] W. N. Kang, H.-J. Kim, E.-M. Choi, C. U. Jung, and S.-I. Lee, *Science* **292**, 1521 (2001).
- [28] S. J. Turneaure, E. R. Ulm, and T. R. Lemberger, *J. Appl. Phys.* **79**, 4221 (1996).
- [29] S. J. Turneaure, A. A. Pesetski, and T. R. Lemberger, *J. Appl. Phys.* **83**, 4334 (1998).
- [30] J. Halbritter, *Z. Physik* **243**, 201 (1971).
- [31] M. Tinkham, *Introduction to Superconductivity*, 2nd ed. (McGraw-Hill, New York, 1996).