

# Magnetic Properties of the Novel Low-Dimensional Cuprate $\text{Na}_5\text{RbCu}_4(\text{AsO}_4)_4\text{Cl}_2$

J. A. Clayhold

*Department of Physics and Astronomy, Kinard Laboratory, Clemson University, Clemson, SC 29634*

M. Ulutagay-Kartin and S.-J. Hwu

*Department of Chemistry, Clemson University, Clemson, SC 29634*

H.-J. Koo and M.-H. Whangbo

*Department of Chemistry, North Carolina State University, Raleigh, NC 27695-8204*

A. Voigt

*Center for Simulation Physics, Department of Physics and Astronomy, University of Georgia, Athens, GA 30602*

K. Eaiprasertsak

*Department of Materials Science, Clemson University, Clemson, SC 29634*

(Dated: December 2, 2024)

The magnetic properties of a new compound,  $\text{Na}_5\text{RbCu}_4(\text{AsO}_4)_4\text{Cl}_2$ , are reported. The material has a layered structure comprised of square  $\text{Cu}_4\text{O}_4$  tetramers. The Cu ions are divalent and the system behaves as a low-dimensional  $S=1/2$  antiferromagnet. Spin exchange in  $\text{Na}_5\text{RbCu}_4(\text{AsO}_4)_4\text{Cl}_2$  appears to be quasi-two-dimensional and non-frustrated. Measurements of the bulk magnetic susceptibility and heat capacity suggest the possible formation of a quasi-two-dimensional quantum spin liquid state as the temperature is lowered. Strong quartic spin exchange couplings, unique to this lattice structure, might play a role in stabilizing the quantum spin liquid state. The compound has an interesting, low-entropy, magnetic transition at  $T = 17$  K.

PACS numbers: 75.30.Et, 75.40.Cx, 75.50.-y, 75.50.Ee

## Introduction

Recently there has been much interest in systems of antiferromagnetically coupled spins which have stable quantum ground states without classical Néel order. In the quantum spin liquid state, the true ground state is a quantum singlet with half-integer spin excitations (spinons) and power-law spin-spin correlation functions. The most well-known physical realizations of quantum spin liquids have thus far been quasi-one-dimensional, including half-integer spin chains and the ladder compounds with odd numbers of legs. Higher-dimensional analogs have been eagerly sought. Among the materials investigated,  $\text{Cs}_2\text{CuCl}_4$  is particularly interesting because it appears to have a spin liquid phase at low temperature and high magnetic fields[1]. Here we describe a new  $S=1/2$  antiferromagnet,  $\text{Na}_5\text{RbCu}_4(\text{AsO}_4)_4\text{Cl}_2$ , whose spin exchange interactions are confined to two-dimensional layers. Its bulk thermodynamic properties bear striking similarities to what might be expected of an ungapped quantum spin liquid state.

$\text{Na}_5\text{RbCu}_4(\text{AsO}_4)_4\text{Cl}_2$  is a nearly-tetragonal insulating magnetic material with a remarkable crystal structure[2]. It is a two-dimensional, layered compound with a square-planar arrangement of copper and oxygen ions. The copper valence state is  $2+$ , so the Cu ions are magnetic with spin  $1/2$ . The copper and oxygen ions form square tetramer units,  $\text{Cu}_4\text{O}_4$ , which are connected by the  $\text{AsO}_4$  bridging units to form nearly-tetragonal two-dimensional layers, as illustrated in Fig. 1. Thus the spin exchange of

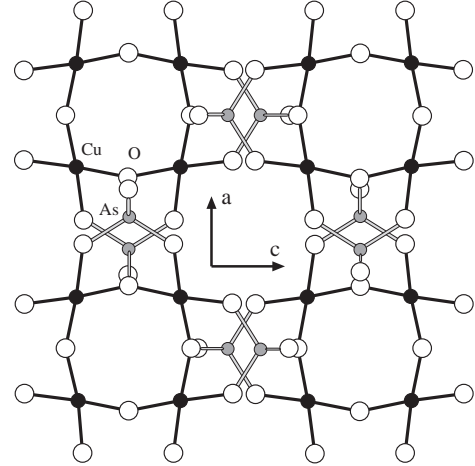


FIG. 1: Perspective view of a  $\text{Cu}_4(\text{AsO}_4)_4$  layer of  $\text{Na}_5\text{RbCu}_4(\text{AsO}_4)_4\text{Cl}_2$ . The layer is contained in the  $ac$ -plane.

$\text{Na}_5\text{RbCu}_4(\text{AsO}_4)_4\text{Cl}_2$  is expected to be essentially two-dimensional in nature (see below for details).

## Experiment

Single-crystals of  $\text{Na}_5\text{RbCu}_4(\text{AsO}_4)_4\text{Cl}_2$  were synthesized by conventional solid state reaction using molten-

salt methods. Details of the synthesis are reported elsewhere[2]. The crystals are transparent, blue and plate-like. Typical crystal dimensions are  $1\text{ mm} \times 1\text{ mm} \times 200\text{ }\mu\text{m}$ . The crystal structure was determined by employing single-crystal X-ray diffraction techniques.

The materials were characterized by specific heat and magnetization measurements. Special care was required for these measurements because of the small size of the sample materials. We used a Quantum Design SQUID magnetometer for the magnetization studies and were careful to first measure an empty sample holder—with mounting grease—each time before affixing the sample. Even with the largest sample ( $2\text{ mm} \times 2.3\text{ mm} \times 500\text{ }\mu\text{m}$ ) of  $\text{Na}_5\text{RbCu}_4(\text{AsO}_4)_4\text{Cl}_2$ , the diamagnetic background signal from the tiny amount of silicone vacuum grease was nearly 20 % of the measured signal, necessitating the careful subtraction. Nevertheless, it was possible to determine the anisotropy of the magnetization with good precision.

Susceptibility data for  $\text{Na}_5\text{RbCu}_4(\text{AsO}_4)_4\text{Cl}_2$  are shown in Fig. 2. The measurements were carried out with the magnetic field applied along different symmetry axes of the crystal. The magnetic susceptibility is slightly higher when the magnetic field is applied along the *a*-direction than along the *c*-direction. No hysteresis was detected at any temperature. Above  $T = 100\text{ K}$ , it follows a Curie-Weiss law with an antiferromagnetic Curie-Weiss temperature of  $-86\text{ K}$  with  $g = 1.97$ , consistent with crystal-field quenching of the orbital angular momentum. At  $T = 50\text{ K}$ , the susceptibility reaches a broad maximum before decreasing at lower temperatures.

The susceptibility data shows a phase transition at  $T = 17\text{ K}$ . As shown in the inset to Fig. 2, the susceptibility drops by approximately 30 to 40 % at the transition temperature and becomes much more anisotropic. Below the transition, the susceptibility is smallest when measured with the magnetic field aligned perpendicular to the layers of the crystal. It seems likely that the magnetic transition upon cooling through  $17\text{ K}$  involves the onset of antiferromagnetic order.

Specific heat measurements taken on single crystals of  $\text{Na}_5\text{RbCu}_4(\text{AsO}_4)_4\text{Cl}_2$  are shown in Fig. 3. From these data, we find a Debye temperature of  $320\text{ K}$ . We also observed a second-order phase transition at  $T = 17\text{ K}$  as seen clearly in the inset to Fig. 3. The transition temperature seen in the specific heat corresponds to the temperature at which we observe the phase transition in the magnetic susceptibility. We also find that the entropy loss per spin upon cooling through the transition amounts to only a small fraction, less than 10 %, of the total free spin entropy,  $R \ln 2$ , per  $\text{Cu}^{2+}$ .

The susceptibility was measured at  $T = 4.2\text{ K}$  in magnetic fields up to  $33\text{ T}$  at the National High Magnetic Field Laboratory with no measurable effect from the higher fields. We performed a careful search for a phase transition, magnetic or otherwise, between  $20\text{ K}$  and room temperature using ac calorimetry. No transition was found.

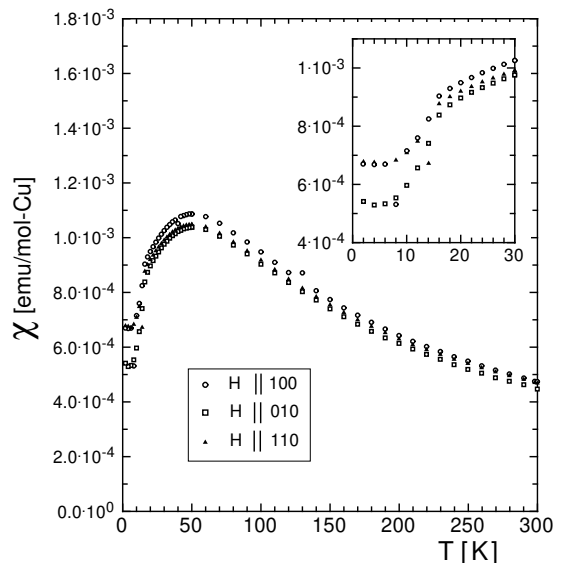


FIG. 2: The magnetic susceptibility of  $\text{Na}_5\text{RbCu}_4(\text{AsO}_4)_4\text{Cl}_2$  for different orientations of the magnetic field with respect to the crystal axes, as indicated. The inset shows the antiferromagnetic phase transition at  $T = 17\text{ K}$ .

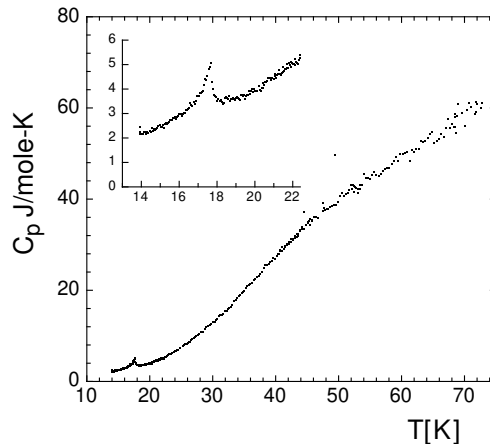


FIG. 3: Specific heat of  $\text{Na}_5\text{RbCu}_4(\text{AsO}_4)_4\text{Cl}_2$ . The data are shown per mole of  $\text{Cu}^{2+}$ . There is a second-order phase transition at  $T = 17\text{ K}$ , as shown more clearly in the inset. The total entropy involved in the transition is unusually small, amounting to less than 10 % of the free-spin entropy-per-mole,  $R \ln 2$ .

## Discussion

Because of its layered structure, the magnetic properties of  $\text{Na}_5\text{RbCu}_4(\text{AsO}_4)_4\text{Cl}_2$  should be governed primarily by the spin exchange interactions between neighboring  $\text{Cu}^{2+}$  ions within the same  $\text{Cu}_4(\text{AsO}_4)_4$  layer. Spin exchange between the layers of the compound should be very small because the interlayer  $\text{O}\cdots\text{O}$  distances are long (greater than  $6.3\text{ }\text{\AA}$ ). In addition, the stacking of the layers is staggered (see Ref. 2 for details) in a way that

frustrates inter-layer exchange.

Within a single  $\text{Cu}_4(\text{AsO}_4)_4$  layer, adjacent  $\text{Cu}_4\text{O}_4$  tetramers are connected by  $\text{AsO}_4$  bridging units. It is, however, unlikely that superexchange coupling via the As-O bonds is important because even the P-O bonds in  $(\text{VO})_2\text{P}_2\text{O}_7$  are not an efficient medium for spin exchange[3] although the P 3s/3p orbitals overlap more strongly with the O 2s/2p orbitals than do the As 4s/4p orbitals. The spin exchange within each tetramer should take place via the Cu-O-Cu superexchange paths. Thus there are two intra-tetramer coupling constants,  $J_a$  and  $J_c$ , to consider because the a- and b-directions are not equivalent (see Fig. 4).

Significant inter-tetramer interactions are possible through the Cu-O $\cdots$ O-Cu super-superexchange paths if the Cu-O $\cdots$ O-Cu bonds are close to linear and the O $\cdots$ O contact distances are short[4]. Analysis of the layer structure suggests that such super-superexchange interactions should occur between adjacent tetramers along the in-plane diagonals. There are two inter-tetramer coupling constants,  $J'_a$  and  $J'_c$ , to consider (see Fig. 4).

Values for the four different Heisenberg couplings can be estimated on the basis of spin dimer analysis[3, 4]. This method calculates the hopping integral,  $t$ , for the spin dimer[5] (i.e., the structural unit containing two adjacent spin sites) corresponding to an exchange path on the basis of tight-binding molecular orbital calculations. For antiferromagnetic spin exchange, the coupling constant  $J$  is given by  $J = \frac{4t^2}{U_{\text{eff}}}$ , where  $U_{\text{eff}}$  is the effective onsite repulsion. It was possible to estimate the value of  $U_{\text{eff}} = 1.5$  eV for our calculations involving Cu  $d_{x^2-y^2}$  orbitals by comparing a set of experimental  $J$  values with the corresponding calculated  $t^2$  values for  $\text{Nd}_2\text{CuO}_4$  and  $\text{La}_2\text{CuO}_4$ . [6] Thus from the hopping integrals calculated for the four exchange paths shown in Fig. 4, their spin-exchange coupling constants are estimated as follows:  $J_a \approx 6$  meV,  $J_c \approx 3$  meV,  $J'_a \approx 6$  meV, and  $J'_c \approx 5$  meV.

Our calculations indicate that inter-tetramer interactions are as important as the intra-tetramer interactions. We found that the spin exchange interactions through other spin exchange paths are negligible. Thus the spin exchange interactions in  $\text{Na}_5\text{RbCu}_4(\text{AsO}_4)_4\text{Cl}_2$  cannot be approximated by a model of weakly interacting tetramers. The calculations indicate that spin-exchange in  $\text{Na}_5\text{RbCu}_4(\text{AsO}_4)_4\text{Cl}_2$  is quasi-two-dimensional and non-frustrated.

Finally, we note that the unique lattice structure of  $\text{Na}_5\text{RbCu}_4(\text{AsO}_4)_4\text{Cl}_2$  might allow for non-negligible quartic spin interactions between adjacent tetramers. As shown in Fig. 5, the magnetic exchange between tetramers involves two separate paths for each coupling, for which the hopping *amplitudes* are additive. The hopping amplitudes involving  $\vec{S}_1$  and  $\vec{S}_4$  interfere with the  $\vec{S}_2 \leftrightarrow \vec{S}_3$  exchange process because both exchange processes include the same, shared oxygen sites. The resulting magnetic exchange matrix elements are expected to have terms involving all four spins. Detailed calculation

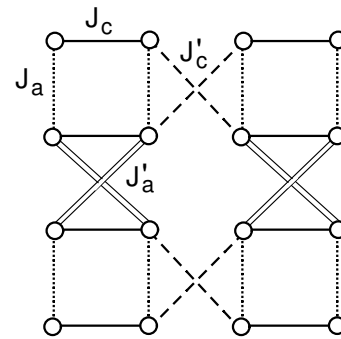


FIG. 4: Non-frustrated Heisenberg antiferromagnetic spin exchange interactions between neighboring  $\text{Cu}^{2+}$  ions in the  $\text{Cu}_4(\text{AsO}_4)_4$  layers of  $\text{Na}_5\text{RbCu}_4(\text{AsO}_4)_4\text{Cl}_2$ .  $J_a$  and  $J_c$  are antiferromagnetic superexchange couplings within a single tetramer;  $J'_a$  and  $J'_c$  are antiferromagnetic super-superexchange couplings between adjacent tetramers.

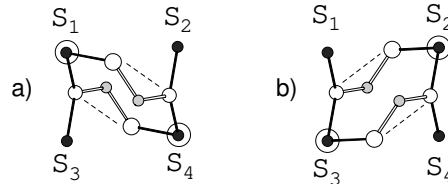


FIG. 5: Possibility of quartic spin couplings between adjacent tetramers in  $\text{Na}_5\text{RbCu}_4(\text{AsO}_4)_4\text{Cl}_2$ . The diagrams show the Cu-O $\cdots$ O-Cu super-superexchange paths between spins, a)  $\vec{S}_1$  and  $\vec{S}_4$  b)  $\vec{S}_2$  and  $\vec{S}_3$ . The dashed lines indicate the interaction between non-bonded oxygens. Each process involves two distinct paths for which the hopping *amplitudes* are additive. The hopping amplitudes of a) and b) are linked via interactions on shared oxygens so that the resulting matrix elements involve quantum states of all four spins.

of these terms is beyond the scope of this article and is deferred for later work. Several different theoretical models of magnetic systems with four-spin interactions have been shown to have stable quantum spin liquid phases[7, 8, 9].

Our experimental data suggest that the magnetic spins at the Cu sites in  $\text{Na}_5\text{RbCu}_4(\text{AsO}_4)_4\text{Cl}_2$  might be forming a degenerate quantum liquid state as the temperature is lowered. The magnetic susceptibility of  $\text{Na}_5\text{RbCu}_4(\text{AsO}_4)_4\text{Cl}_2$  displays a typical Bonner-Fisher[10] type of temperature dependence, familiar from studies of one-dimensional half-integer spin-chains: a Curie-Weiss behavior at high temperatures, consistent with weakly-interacting spins, increasing to a broad maximum as the material is cooled through the spinon degeneracy temperature. Below the maximum of  $\chi(T)$ , the susceptibility decreases further with decreasing temperature until a constant, Pauli-like susceptibility of the degenerate spin liquid is attained at the lowest temperatures. The susceptibility data from  $\text{Na}_5\text{RbCu}_4(\text{AsO}_4)_4\text{Cl}_2$  fit this general picture, with  $\chi(T)$  decreasing below a broad maximum at  $T = 59$  K.

It is more revealing to plot the product of the suscep-

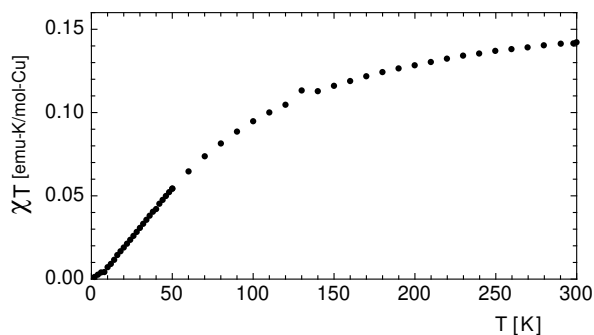


FIG. 6: Temperature variation of  $\chi T$  for  $\text{Na}_5\text{RbCu}_4(\text{AsO}_4)_4\text{Cl}_2$  ( $\vec{H} \parallel \text{a-axis}$ ). At high temperatures,  $\chi T$  approaches a temperature-independent constant. A linear temperature dependence, here evident below  $T = 50$  K, is a characteristic of degenerate quantum spin liquids[11].

tibility and the absolute temperature,  $\chi T$ , as a function of temperature (Fig. 6), because  $\chi T$  is more directly related to the temperature dependence of the free energy of the magnetic spins. For non-interacting spins, the value of  $\chi T$  would be constant; whereas, a degenerate spin liquid—like a degenerate electron gas—would have  $\chi T$  varying linearly with the temperature[11]. This is precisely what Fig. 6 shows: an asymptotically constant  $\chi T$  at high temperature crossing over to a linear dependence below  $T = 50$  K.

As described above, ac calorimetry confirmed the absence of any cooperative phase transition above 20 K. Only when the material was cooled below 17 K were the spins observed to order magnetically. This phase transition at 17 K has some peculiar features which appear to distinguish it from conventional antiferromagnetic transitions. The first is that the observed ordering temperature is much smaller, by a factor of five, than the measured Curie-Weiss temperature,  $|\theta| = 86$  K. This is probably understandable because of the anisotropy of the spin-exchange in  $\text{Na}_5\text{RbCu}_4(\text{AsO}_4)_4\text{Cl}_2$ : the magnetic ordering necessarily involves the much weaker magnetic coupling along the b-direction.

It is also significant that the total entropy involved in the second-order transition is far smaller—by an order of magnitude—than is expected for antiferromagnetic-

ordering transitions. It is obvious that the transition *does* involve some sort of spin ordering because of its effects on the magnetic susceptibility (Fig. 2, inset), which means that the low entropy must be accounted for. One possible explanation would be that most of the spin degeneracy had already been lifted at higher temperatures as the spin excitations were forming a degenerate liquid upon cooling. Indeed, the gradual quenching of the spin degrees of freedom with decreasing temperature is apparent in Fig. 6.

In summary,  $\text{Na}_5\text{RbCu}_4(\text{AsO}_4)_4\text{Cl}_2$  is a new layered cuprate antiferromagnet, in which spin exchange interactions are largely confined to well-separated layers. The bilinear, Heisenberg spin exchange interactions appear to be non-frustrated. The measured data suggest the possibility of a quantum spin liquid state forming at low temperatures. The temperature dependence of the magnetic susceptibility is in accordance with the behavior of quantum spins crossing over from a non-degenerate to a degenerate state at low temperature. The specific heat data suggest that, at the quite low temperature where the spins finally order, most of the free-spin entropy has already been removed by the spin liquid degeneracy. Taken together, our results suggest that  $\text{Na}_5\text{RbCu}_4(\text{AsO}_4)_4\text{Cl}_2$  might display an ungapped two-dimensional quantum spin liquid state.

### Acknowledgments

The authors are indebted to Drs. Stephen Nagler (Oak Ridge National Laboratory), Malcolm Skove (Clemson University), and Roman Movshovich (Los Alamos National Laboratory) for useful conversations. Financial support from National Science Foundation (CHE-9808044) for the purchase of SQUID magnetometer is gratefully acknowledged. In addition, the authors wish to thank Bruce Brandt and Donavan Hall for valuable assistance at the National High Magnetic Field Laboratory (NHMFL). The NHMFL is supported by the NSF and the State of Florida. The work at North Carolina State University was supported by the Office of Basic Energy Sciences, Division of Materials Sciences, U. S. Department of Energy, under Grant DE-FG05-86ER45259.

- 
- [1] R. Coldea, D. A. Tennant, A. M. Tsvetlik, and Z. Tylczynski, Phys. Rev. Lett. **86**, 1335 (2001).
  - [2] S.-J. Hwu, M. Ulutagay-Kartin, J. A. Clayhold, R. M. T. A. Wardoji, C. T. O'Connor, and M.-H. Whangbo, J. Am. Chem. Soc, submitted (2001).
  - [3] H.-J. Koo and M.-H. Whangbo, Inorg. Chem. **39**, 3599 (2000).
  - [4] H.-J. Koo and M.-H. Whangbo, Inorg. Chem. **40**, 2169 (2001).
  - [5] In refs. 3, 4, and 6, the variable,  $\Delta e = 2t$ , is used.
  - [6] H.-J. Koo and M.-H. Whangbo, J. Solid State Chem. **151**, 96 (2000).
  - [7] S. S. Aplesnin, Phys. Solid State **39**, 1246 (1997).
  - [8] G. Santoro, S. Sorella, L. Guidoni, A. Parola, and E. Tosatti, Phys. Rev. Lett. **83**, 3065 (1999).
  - [9] W. LiMing, G. Misguich, P. Sindzingre, and C. Lhuillier, Phys. Rev. B **62**, 6372 (2000).
  - [10] J. C. Bonner and M. E. Fisher, Phys. Rev **135A**, 640 (1964).
  - [11] T. Niemeijer, Physica **36**, 337 (1967).