

Stiff polymer in monomer ensemble

K. K. Müller-Nedebock,^{1,*} H. L. Frisch,^{2,1} and J. K. Percus^{3,4}

¹*Department of Physics, University of Stellenbosch, Private Bag X1, Matieland, 7602 South Africa*

²*Department of Chemistry, State University of New York at Albany, Albany 12222, NY, USA*

³*Courant Institute, New York University, New York, 10012, NY, USA*

⁴*Physics Department, New York University, New York, 10012, NY, USA*

(Dated: 2002.01.14)

We make use of the previously developed formalism for a monomer ensemble and include angular dependence of the segments of the polymer chains thus described. In particular we show how to deal with stiffness when the polymer chain is confined to certain regions. We investigate the stiffness from the perspectives of a differential equation, integral equations, or recursive relations for both continuum and lattice models. Exact analytical solutions are presented for two cases, whereas numerical results are shown for a third case.

PACS numbers: 36.20.Ey, 82.35.Lr

Keywords: Conformation of polymers; Chain stiffness

I. INTRODUCTION

In two previous papers [1, 2] a grand canonical partition function for non-interacting polymer chains was introduced in order to compute the chain segment density in the context of an ordered monomer ensemble. Here we introduce an angular dependence between polymer segments in this formalism. In particular, we illustrate computations relating to the stiffness of such a chain in constraining geometries. Interest in the effects of stiffness on such polymers extends from biopolymers to liquid crystalline behavior as well as synthetic stiff and short polyamides [3, 4, 5, 6, 7, 8, 9].

In this paper we present three different models of confined chains with stiffness. These all involve specific formulations of the stiffness and nature of the chains in the monomer ensemble. In one case analytic expressions for a polymer on a cubic lattice can be obtained. For chains in a continuum we show that torsional and flexural rigidities can be incorporated naturally by the monomer ensemble. In a spherical confining region it is possible to solve the associated integral equations numerically.

We use the previously introduced concepts [1, 2]. By characterizing a bond position by a vector \mathbf{r} specifying its geometrical center and orientation, a bond fugacity $z(\mathbf{r}) = \langle \mathbf{r} | z | \mathbf{r} \rangle$ and interaction weight $w(\mathbf{r}, \mathbf{r}') = \langle \mathbf{r} | w | \mathbf{r}' \rangle$, i.e. a Boltzmann factor, can be defined. The partition function for N bonds

$$\Xi_N = \int [d\mathbf{r}_1 d\mathbf{r}_2 \dots d\mathbf{r}_N] \langle \mathbf{r}_1 | z | \mathbf{r}_1 \rangle \langle \mathbf{r}_1 | w | \mathbf{r}_2 \rangle \dots \dots \times \langle \mathbf{r}_{N-1} | w | \mathbf{r}_N \rangle \langle \mathbf{r}_N | z | \mathbf{r}_N \rangle. \quad (1.1)$$

This is used in order to write the expression for the grand

canonical partition function as follows:

$$\begin{aligned} \Xi &= 1 + \sum_{N=1}^{\infty} \langle \mathbf{1} | z (wz)^{N-1} | \mathbf{1} \rangle \\ &= 1 + \langle \mathbf{1} | z (I - wz)^{-1} | \mathbf{1} \rangle. \end{aligned} \quad (1.2)$$

The vector $|\mathbf{1}\rangle$ is the vector of ones, resulting in the sum/integral over all spatial (and angular) locations. One can write for the number density:

$$n(\mathbf{r}) = \frac{1}{\Xi} z(\mathbf{r}) \frac{\delta \Xi}{\delta z(\mathbf{r})} \quad (1.3)$$

which gives

$$n(\mathbf{r}) = \frac{1}{\Xi} \langle \mathbf{1} | (I - zw)^{-1} | \mathbf{r} \rangle z(\mathbf{r}) \langle \mathbf{r} | (I - wz)^{-1} | \mathbf{1} \rangle. \quad (1.4)$$

By defining ψ and $\hat{\psi}$

$$\psi(\mathbf{r}) = \langle \mathbf{r} | (I - wz)^{-1} | \mathbf{1} \rangle, \quad (1.5a)$$

$$\hat{\psi}(\mathbf{r}) = \langle \mathbf{1} | (I - zw)^{-1} | \mathbf{r} \rangle, \quad (1.5b)$$

one can simplify the expression for the density:

$$\frac{n(\mathbf{r})}{z(\mathbf{r})} = \frac{\psi(\mathbf{r})\hat{\psi}(\mathbf{r})}{\Xi}. \quad (1.6)$$

The grand canonical partition function is calculated from equation (1.2) as

$$\Xi = 1 + \int d\mathbf{r} z(\mathbf{r})\psi(\mathbf{r}). \quad (1.7)$$

The average degree of polymerization is given by

$$\xi = \int d\mathbf{r} n(\mathbf{r}). \quad (1.8)$$

*Author to whom correspondence should be addressed. E-mail: kkmn@physics.sun.ac.za

The solution of expressions (1.5a) and (1.5b) plays the central role in our calculations of the density.

Whereas in the previous works [1, 2] the physical interpretation of the vector \mathbf{r} represented the location of the junction between any two segments of the polymer chains, the formalism is identical when a larger degree of freedom is represented by a vector of such a kind.

The different approaches in this paper involve specific formulations of the stiffness which are incorporated into equations (1.5a) and (1.5b) for the functions ψ in order to determine an expression for the density function (1.6). Section II shows the computation for the density of a discrete polymer confined between two parallel plates. In the subsequent Section III a general form for the integral equations for ψ of a chain with bending rigidity and torsion is derived. This method is illustrated by numerical results for the solution of the integral equations for a chain in a spherical container. Finally, a simple example for a differential equation formalism is presented in Section IV.

II. POLYMER ON A CUBIC LATTICE

We make use of a discrete formalism for stiff chains. (A similar model was developed in [10]. It was treated in a canonical ensemble without any confinement.) In addition to associating a position on a cubic lattice, each segment also has one of six possible directions along the lattice. The bond direction is added to the previous bond position to give the next bond position for the chain. We map the states for the directions onto real-space unit vectors

$$\langle \sigma | \in \{ \langle 1 |, \dots, \langle 6 | \} \leftrightarrow \{ \hat{x}, \hat{y}, \hat{z}, -\hat{x}, -\hat{y}, -\hat{z} \} = \{ \hat{t}_\sigma \} \quad (2.1)$$

in a cartoon representation in which all bonds lie along coordinate axes and assign to each pair of bonds the weight

$$w(\mathbf{r}_1, \sigma_1; \mathbf{r}_2, \sigma_2) = \delta \left[\mathbf{r}_2 - \left(\mathbf{r}_1 + \frac{1}{2} \hat{t}_{\sigma_1} + \frac{1}{2} \hat{t}_{\sigma_2} \right) \right] \times \begin{cases} 1 & , \text{ if } \hat{t}_{\sigma_1} \cdot \hat{t}_{\sigma_2} = 1 \\ a & , \text{ if } \hat{t}_{\sigma_1} \cdot \hat{t}_{\sigma_2} = 0 \\ b & , \text{ if } \hat{t}_{\sigma_1} \cdot \hat{t}_{\sigma_2} = -1 \end{cases} \quad (2.2)$$

The first factor in the expression above constrains the segments of the polymer; the second factor is responsible for the bending energetics. We express all lengths in terms of the step-length of the walk. Due to asymmetry under exchange of \mathbf{r}_1 and \mathbf{r}_2 of this interaction, two functions ψ , as defined earlier in equations (1.5a) and (1.5b), are invoked:

$$\hat{\psi}(\mathbf{r}, \sigma) = \left\langle \mathbf{1} \left| (I - zw)^{-1} \right| \mathbf{r}, \sigma \right\rangle \quad (2.3a)$$

$$\psi(\mathbf{r}, \sigma) = \left\langle \mathbf{r}, \sigma \left| (I - wz)^{-1} \right| \mathbf{1} \right\rangle \quad (2.3b)$$

such that

$$1 = - \sum_{\sigma'} \int d^3 r' \langle \mathbf{r}, \sigma | w^T | \mathbf{r}', \sigma' \rangle z(\mathbf{r}', \sigma') \hat{\psi}(\mathbf{r}', \sigma') + \hat{\psi}(\mathbf{r}, \sigma) \quad (2.4a)$$

$$1 = - \sum_{\sigma'} \int d^3 r' \langle \mathbf{r}, \sigma | w | \mathbf{r}', \sigma' \rangle z(\mathbf{r}', \sigma') \psi(\mathbf{r}', \sigma') + \psi(\mathbf{r}, \sigma) \quad (2.4b)$$

where $d^3 r'$ is here a delta-function measure that converts integrals to sums over half-space lattices.

We investigate this polymer located between two parallel plates located at $r_z = \pm r_z^0 = \pm N$. *At the plates* the boundary conditions require that a segment of the polymer be oriented in parallel to the plate or perpendicularly away from it, but not perpendicularly into it:

$$z(r_z, \sigma) = \begin{cases} 0, & |r_z| > r_z^0 \\ 0, & r_z = r_z^0 \text{ and } \sigma = 3 \\ 0, & r_z = -r_z^0 \text{ and } \sigma = 6 \\ z_0, & \text{otherwise} \end{cases} \quad (2.5)$$

Due to symmetry the functions ψ and $\hat{\psi}$ depend only on the z -component of position and on σ . The x and y components are confined to a fixed large length and all thermodynamic potentials normalized appropriately. Furthermore, by comparing equations (2.4a) and (2.4b) for ψ and $\hat{\psi}$ with the weight (2.2) substituted, we conclude that

$$\hat{\psi}(r_z, \sigma) = \psi(r_z, (\sigma + 3) \bmod 6), \quad (2.6)$$

with the convention that $\hat{\psi}(r_z, 6) = \hat{\psi}(r_z, 0)$. Under the abovementioned conditions we introduce the convenient notation:

$$\psi(r_z, \sigma) = \begin{cases} \psi_{\parallel}(r_z), & \sigma = 1, 2, 4, 5 \\ \psi_{\uparrow}(r_z), & \sigma = 3 \\ \psi_{\downarrow}(r_z), & \sigma = 6 \end{cases} \quad (2.7)$$

Symmetry dictates that

$$\psi_{\parallel}(r_z) = \psi_{\parallel}(-r_z) \text{ and} \quad (2.8a)$$

$$\psi_{\uparrow}(r_z) = \psi_{\downarrow}(-r_z). \quad (2.8b)$$

Since ψ is defined in half lattice constants through the weight (2.2) we shall also use the notation $\psi_{\uparrow}(r_z) = \psi_{\uparrow, m}$, where m is an integer or half-integer, etc., interchangeably.

The following two subsections IIA and IIB contain the information required to solve the equations (2.4a) and (2.4b) for ψ and $\hat{\psi}$. The reader not interested in the procedure for solution may skip to subsection IIC.

A. System of equations

By inserting the bending energy and chain position, $-r_z^0 + 1 \leq r_z \leq r_z^0 - 1$, the factor w of equation (2.2)

into the condition for ψ , equation (2.4b), the following equations are obtained after suitable translations:

$$1 = \psi_{\parallel}(r_z) [1 - z_0(1 + 2a + b)] - az_0\psi_{\uparrow}(r_z + \frac{1}{2}) - az_0\psi_{\downarrow}(r_z - \frac{1}{2}) \quad (2.9a)$$

$$1 = \psi_{\uparrow}(r_z - \frac{1}{2}) - bz_0\psi_{\downarrow}(r_z - \frac{1}{2}) - z_0\psi_{\uparrow}(r_z + \frac{1}{2}) - 4az_0\psi_{\parallel}(r_z) \quad (2.9b)$$

$$1 = \psi_{\downarrow}(r_z + \frac{1}{2}) - bz_0\psi_{\uparrow}(r_z + \frac{1}{2}) - z_0\psi_{\downarrow}(r_z - \frac{1}{2}) - 4az_0\psi_{\parallel}(r_z). \quad (2.9c)$$

These equations are valid away from the two plates acting as boundaries to the system. Consequently we shall refer to calculations relating to the above conditions as those pertaining to the “bulk.” By using the expressions from the above system (equations (2.9a) – (2.9c)) $\psi_{\parallel}(r_z)$ can be eliminated, leaving equations expressing $\psi_{\uparrow}(r_z + 1/2)$ and $\psi_{\downarrow}(r_z + 1/2)$ in terms of $\psi_{\downarrow}(r_z - 1/2)$ and $\psi_{\uparrow}(r_z - 1/2)$. By defining the column vector

$$\psi(r) = \begin{pmatrix} \psi_{\uparrow}(r) \\ \psi_{\downarrow}(r) \end{pmatrix} \quad (2.10)$$

it is possible to relate functions of ψ at different steps by

$$\psi(r + 1/2) = \mathbf{C} \cdot \psi(r - 1/2) + \mathbf{D} \quad (2.11)$$

with the matrices

$$\mathbf{C} = \begin{pmatrix} C_1 & C_2 \\ C_3 & C_4 \end{pmatrix} \quad (2.12a)$$

$$\mathbf{D} = \begin{pmatrix} D_1 \\ -z_0(1 - b)D_1 \end{pmatrix} \quad (2.12b)$$

with

$$C_1 = \frac{1 - z_0(1 + 2a + b)}{z_0[1 - z_0(1 + 2a + b) + 4a^2z_0]} \quad (2.12c)$$

$$= \frac{(1 + C_2)}{z_0(1 - b)} \quad (2.12d)$$

$$C_2 = -\frac{b(1 - z_0(1 + 2a + b)) + 4a^2z_0}{[1 - z_0(1 + 2a + b) + 4a^2z_0]} \quad (2.12e)$$

$$C_3 = -C_2 \quad (2.12f)$$

$$C_4 = z_0(1 - b)(1 - C_2) \quad (2.12g)$$

$$D_1 = -\frac{1 - z_0(1 + 2a + b) + 4az_0}{z_0[1 - z_0(1 + 2a + b) + 4a^2z_0]} \quad (2.12h)$$

As a consequence any “bulk” values of ψ can be calculated given the values of ψ at a point (integer and half-integer) on the lattice:

$$\psi_{n+m} = \mathbf{C}^n \psi_m + (\mathbf{C} - \mathbf{1})^{-1} (\mathbf{C}^n - \mathbf{1}) \mathbf{D} \quad (2.13a)$$

$$\psi_{n+m+1/2} = \mathbf{C}^n \psi_{m+1/2} + (\mathbf{C} - \mathbf{1})^{-1} (\mathbf{C}^n - \mathbf{1}) \mathbf{D} \quad (2.13b)$$

Before commencing on further calculations we note:

- According to equation (2.9a) $\psi_{\parallel}(r)$ can be computed with the knowledge of $\psi(r \pm 1/2)$.
- The matrix \mathbf{C} can be written in terms of C_2 as follows:

$$\mathbf{C} = \begin{pmatrix} \frac{1+C_2}{z_0(1-b)} & C_2 \\ -C_2 & z_0(1-b)(1-C_2) \end{pmatrix}. \quad (2.14)$$

A simple calculation shows that the determinant of the matrix is 1, which means that its two eigenvalues are inverses of one another.

B. Boundary conditions and solution

To determine values of ψ it is necessary to use the equations (2.13a) and (2.13b) in conjunction with the conditions at the plates confining the polymer. When $r_z \geq N - \frac{1}{2}$ it is necessary to refer to the full equations for ψ (2.4b) rather than the bulk values used in the preceding subsection. Equations at the upper plate, for example, are readily derived and recorded in Appendix A.

Equations (A4b) and (A5) relate $\psi_{\uparrow N-1}$ to $\psi_{\downarrow N-1}$ and equations (A3c) and (A4a) relate $\psi_{\uparrow N-1/2}$ to $\psi_{\downarrow N-1/2}$.

$$1 = -\frac{4az_0}{1 - z_0(1 + 2a + b)} + \psi_{\uparrow, N-1} - \left(\frac{4a^2z_0^2}{1 - z_0(1 + 2a + b)} + bz_0 \right) \psi_{\downarrow, N-1} \quad (2.15a)$$

$$1 = -\frac{4az_0}{1 - z_0(1 + 2a + b)} + \psi_{\uparrow, N-1/2} - \left(\frac{4a^2z_0^2}{1 - z_0(1 + 2a + b)} + bz_0 \right) \psi_{\downarrow, N-1/2} \quad (2.15b)$$

Similarly, one can derive for the bottom plate:

$$1 = -\frac{4az_0}{1 - z_0(1 + 2a + b)} + \psi_{\downarrow, -N+1} - \left(\frac{4a^2z_0^2}{1 - z_0(1 + 2a + b)} + bz_0 \right) \psi_{\uparrow, -N+1} \quad (2.15c)$$

$$1 = -\frac{4az_0}{1 - z_0(1 + 2a + b)} + \psi_{\downarrow, -N+1/2} - \left(\frac{4a^2z_0^2}{1 - z_0(1 + 2a + b)} + bz_0 \right) \psi_{\uparrow, -N+1/2} \quad (2.15d)$$

A solvable system of equations now remains. We know from the boundary conditions given above that the two component of the column vector ψ_{N-1} are not independent and we also know from equation (2.13a) that ψ_{N-1} is related to ψ_{-N+1} . All remaining values for the function ψ can be determined from the expressions in appendix A and from the results of the preceding subsection.

The relationship between ψ_{N-1} and ψ_{-N+1} is

$$\psi_{N-1} = \mathbf{C}^{2N-2} \psi_{-N+1} + (\mathbf{C} - \mathbf{1})^{-1} (\mathbf{C}^{2N-2} - \mathbf{1}) \mathbf{D}. \quad (2.16)$$

Together with the boundary conditions (2.15a) and (2.15b) it is straightforward to determine the value of ψ_{N-1} from which all other values of ψ can be calculated.

The left and right matrices, \mathbf{L} and \mathbf{R} , of \mathbf{C} diagonalize \mathbf{C} :

$$\mathbf{LCR} = \begin{pmatrix} \lambda_+ & 0 \\ 0 & \lambda_- \end{pmatrix} \equiv \begin{pmatrix} \lambda & 0 \\ 0 & \lambda^{-1} \end{pmatrix} \quad (2.17)$$

$$\text{where } \mathbf{LR} = \mathbf{RL} = \mathbf{1} \quad (2.18)$$

$$\text{with } \mathbf{L} \equiv \begin{pmatrix} L_1 & L_2 \\ L_3 & L_4 \end{pmatrix} \quad (2.19)$$

$$\begin{aligned} \text{and } \lambda_{\pm} &= \frac{1}{2} \left[z_0(1-b)(1-C_2) + \frac{1+C_2}{z_0(1-b)} \right] \\ &\quad \pm \frac{1}{2} \sqrt{\left(z_0(1-b)(1-C_2) + \frac{1+C_2}{z_0(1-b)} \right)^2 - 4} \end{aligned} \quad (2.20)$$

Equation (2.16) becomes:

$$\mathbf{L}\psi_{N-1} = \begin{pmatrix} \lambda_+^{2N-2} & 0 \\ 0 & \lambda_-^{2N-2} \end{pmatrix} \mathbf{L}\psi_{-N+1} + \begin{pmatrix} \frac{\lambda_+^{2N-2}-1}{\lambda_+-1} & 0 \\ 0 & \frac{\lambda_-^{2N-2}-1}{\lambda_- -1} \end{pmatrix} \mathbf{LD}. \quad (2.21)$$

The solution is:

$$\begin{aligned} \psi_{\downarrow, N-1} &= \left\{ \left[L_3 X_1 - \lambda^{-2N+2} L_4 X_1 - \frac{\lambda^{-2N+2}-1}{\lambda^{-1}-1} (L_3 D_1 + L_4 D_2) \right] \right. \\ &\quad \times (\lambda^{-2N+2} L_3 + \lambda^{-2N+2} L_4 X_3)^{-1} (\lambda^{2N-2} L_1 + \lambda^{2N-2} L_2 X_2) \\ &\quad \left. + \left[\lambda^{2N-2} L_2 X_1 - L_1 X_1 + \frac{\lambda^{2N-2}-1}{\lambda-1} (L_1 D_1 + L_2 D_2) \right] \right\} / \\ &\quad \left\{ L_1 X_2 + L_2 - \lambda^{4N-4} (L_1 + L_2 X_2) (L_3 + L_4 X_2)^{-1} (L_3 X_2 + L_4) \right\} \end{aligned} \quad (2.22)$$

where we have defined

$$X_1 = 1 + \frac{4az_0}{1 - z_0(1+2a+b)} \quad \text{and} \quad (2.23)$$

$$X_2 = \frac{4a^2 z_0^2}{1 - z_0(1+2a+b)} + bz_0. \quad (2.24)$$

(They are the constant and coefficient in the boundary condition equations.) Standard methods can be used to find complete (albeit lengthy) expressions for L_1, \dots, L_4 .

Clearly, the solution (2.22) is lengthy to write out in full, although it is given explicitly. It is simpler to consider limiting expressions. For the purposes of this we shall choose a specific case where $b = a^2$ and $0 < a < 1$, and expand to first order in $\epsilon = a$, i.e. the case of an extremely stiff polymer. Functions for this scenario are labeled by a superscript “S”.

For the stiff case and for $n \in \mathbb{Z}^+$ we have:

$$\mathbf{C}^n \simeq \begin{pmatrix} z_0^{-n} & 0 \\ 0 & z_0^n \end{pmatrix} + \mathcal{O}(\epsilon^2) \quad (2.25)$$

$$\mathbf{E}_n \simeq \begin{pmatrix} \frac{z_0}{1-z_0} (z_0^{-n} - 1) & 0 \\ 0 & \frac{1}{z_0-1} (z_0^n - 1) \end{pmatrix} \times \begin{pmatrix} -\frac{1}{z_0} - \frac{4}{1-z_0} \epsilon \\ 1 + \frac{4z_0}{1-z_0} \epsilon \end{pmatrix} + \mathcal{O}(\epsilon^2) \quad (2.26)$$

$$\text{where } \mathbf{E}_n \equiv (\mathbf{C} - \mathbb{1})^{-1} (\mathbf{C}^n - \mathbb{1}) \mathbf{D} \quad (2.27)$$

$$\psi_{\downarrow, N-1}^S = \psi_{\uparrow, -N+1}^S \simeq z_0^{2N-2} + \frac{1}{z_0-1} (z_0^{2N-2} - 1) + \epsilon \left(\frac{4z_0}{1-z_0} \right) \left[z_0^{2N-2} + \frac{z_0^{2N-2} - 1}{z_0 - 1} \right]. \quad (2.28)$$

$$\psi_{\downarrow, 0}^S = \psi_{\uparrow, 0}^S \simeq z_0^{N-1} \left(1 - \frac{1}{1-z_0} \right) + \frac{1}{1-z_0} + \epsilon \frac{4z_0}{1-z_0} \left[\frac{1}{1-z_0} + z_0^{N-1} \left(1 - \frac{1}{1-z_0} \right) \right] \quad (2.29)$$

$$\psi_{\parallel, 0}^S = \frac{1}{1-z_0} + \epsilon \frac{2z_0}{1-z_0} \left[\frac{1}{1-z_0} + z_0^{N-1} + \frac{1}{1-z_0} (1 - z_0^{N-1}) \right] \quad (2.30)$$

Similarly we have the following approximation for the floppy (“F”) case where $a = b = 1$:

$$\mathbf{C}^F = \begin{pmatrix} \frac{1-4z_0}{z_0} & -1 \\ 1 & 0 \end{pmatrix}. \quad (2.31)$$

C. The grand canonical partition function, the density, and average degree of polymerization

The grand canonical partition function, which also features in the expression for the density (1.6), for the discrete model is given as usual by:

$$\begin{aligned} \Xi &= 1 + \sum_{\sigma} \sum_{\{\mathbf{r}\}} z(\mathbf{r}, \sigma) \psi(\mathbf{r}, \sigma) \\ &= 1 + 2z_0 (4\psi_{\parallel, -N} + \psi_{\uparrow, -N}) \\ &\quad + z_0 (1, 1) \cdot (\mathbb{1} - \mathbf{C})^{-1} \{ (\mathbb{1} - \mathbf{C}^{2N}) \psi_{-N+1/2} \\ &\quad + (\mathbb{1} - \mathbf{C}^{2N-1}) \psi_{-N+1} \\ &\quad + [(\mathbb{1} - \mathbf{C})^{-1} (\mathbb{1} - \mathbf{C}^{2N}) - 2N\mathbb{1}] \cdot \mathbf{D} \\ &\quad + [(\mathbb{1} - \mathbf{C})^{-1} (\mathbb{1} - \mathbf{C}^{2N-1}) - (2N-1)\mathbb{1}] \cdot \mathbf{D} \} \end{aligned} \quad (2.32)$$

$$\frac{n(0, \uparrow)}{n(0, \parallel)} = \frac{\psi_0^2}{\psi_{\parallel}^2(0)} \quad (2.33)$$

It is a number dependent on N , z_0 , a , and b .

The parameters of the present model can be understood to give two different types of behavior when considering, for example, the parallel and perpendicular orientations at the center of the two plates. We wish to investigate the ratio of the probability that the segments in the middle of the plates have a perpendicular orientation with respect to the plates to the probability that they are parallel to the plates using equation (1.6)

The values of $\psi_{\uparrow}(0)$ and $\psi_{\parallel}(0)$ at the center are easily calculated according to the scheme in Appendix A and in preceding sections of the paper.

We calculate the ratio $n(0, \uparrow)/n(0, \parallel)$ for the limiting case where a and $b \equiv a^2$ are almost equal to 0 using equations (2.29) and (2.30) (the “stiff” case labeled by “S”).

$$\frac{n^S(0, \uparrow)}{n^S(0, \parallel)} \simeq \frac{z_0^{N-1} \left(1 - \frac{1}{1-z_0} \right) + \frac{1}{1-z_0} + \epsilon \frac{4z_0}{1-z_0} \left[\frac{1}{1-z_0} + z_0^{N-1} \left(1 - \frac{1}{1-z_0} \right) \right]}{\frac{1}{1-z_0} + \epsilon \frac{2z_0}{1-z_0} \left[\frac{1}{1-z_0} + z_0^{N-1} + \frac{1}{1-z_0} (1 - z_0^{N-1}) \right]} \quad (2.34)$$

For chains with a low fugacity and plates which are far apart, this ratio approaches 1, indicating that the chain segments are isotropic in the center. For the stiff case it can be seen clearly that for long chains and small plate spacing most of the polymer is parallel to the plates.

The degree of polymerization (1.8) can also be evaluated

$$\begin{aligned} \xi &= \frac{2z_0}{\Xi} \left\{ \left[\psi_0^2 + 2\psi_{\parallel}^2 \right] \right. \\ &\quad \left. + 2 \sum_{i=1}^N \left(\psi_{\uparrow, i} \psi_{\downarrow, i} + 2\psi_{\parallel, i}^2 \right) \right\}. \end{aligned} \quad (2.35)$$

The summation above also contains the non-bulk contributions at the edges of the system.

The Potts-type model which has been discussed in the present section can also be investigated from the viewpoint of a set of differential equations. The discrete “bulk equations” can be converted into differential equations by expanding around r_z to second order. The coupled set of differential equations can be solved by Laplace transformation. The need to solve for the roots of a fourth-order polynomial for the inverse Laplace transform means that this method does not bring about much of a simplification of the system.

III. INTEGRAL EQUATION

To obtain an integral equation for a system with stiffness one can employ a system of double labeling of successive bonds. Thus one can write for the partition function

$$\Xi_N = \int da da' db db' \dots \langle a | w | a' \rangle \langle a' | z | b \rangle \langle b | w | b' \rangle \dots \quad (3.1)$$

where the a, a', b, b', \dots denote successive bonds. The scheme is illustrated in Figure 1. For the bond labeled either 3 or 2' in Figure 1 the unit vector for the bend can be computed by means of $(\mathbf{r}_2 - \mathbf{r}_3)$ and $(\mathbf{r}_3 - \mathbf{r}_4)$. The torsional angle must be computed by taking more vectors into account and can be constructed by investigating, for example, $(\mathbf{r}_1 - \mathbf{r}_2) \times (\mathbf{r}_2 - \mathbf{r}_3)$ in relation to $(\mathbf{r}_3 - \mathbf{r}_4) \times (\mathbf{r}_4 - \mathbf{r}_5)$. The full torsional and bending energy at position 3 in Figure 1 is then expressed through a potential $V(\mathbf{r}_1, \mathbf{r}_2, \mathbf{r}_3, \mathbf{r}_4, \mathbf{r}_5) = V(\mathbf{r}_3)$ which can be written as a weight in the chemical potential factor $z = z(\mathbf{r}_3) = \exp(-\beta V(\mathbf{r}_3))$, with \mathbf{r}_3 representing the supervector centered around position 3. The role of w lies in connecting the other points correctly for the preceding and succeeding bond-related angles. It does this as follows:

$$\begin{aligned} & \dots \langle \vec{r} | z | \vec{r} \rangle \langle \vec{r} | w | \vec{r}' \rangle \langle \vec{r}' | z | \vec{r}'' \rangle \dots \\ & = \dots \langle \vec{r} | z | \vec{r} \rangle \delta(\mathbf{r}'_1 - \mathbf{r}_2) \delta(\mathbf{r}'_2 - \mathbf{r}_3) \delta(\mathbf{r}'_3 - \mathbf{r}_4) \\ & \quad \times \delta(\mathbf{r}'_4 - \mathbf{r}_5) \langle \vec{r}' | z | \vec{r}'' \rangle \dots \end{aligned}$$

Part (b) of Figure 1 shows how the preceding mathematical prescription of labeling follows when the monomers are viewed as having internal structure, with appropriate weights for internal conformations. The monomers interact so that appropriate parts of the substructure coincide. This fixes z and w , respectively. We remark that there are several possibilities to incorporate flexural and bending terms in the integral equation formalism; we shall illustrate one such way.

The equation for $\psi(\vec{r})$ becomes

$$\psi(\vec{r}) = \left\langle \vec{r} \left| (I - wz)^{-1} \right| \mathbf{1} \right\rangle \quad (3.2)$$

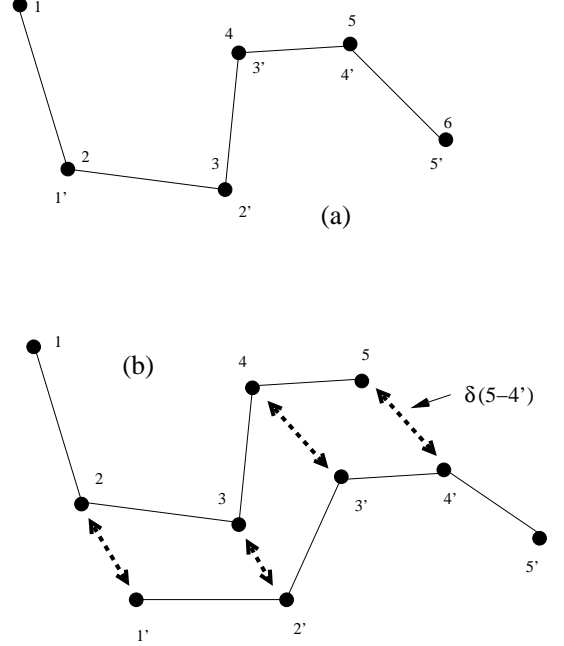


FIG. 1: The figure depicts the double labeling scheme in part (a). This scheme can also be seen to emerge from δ -function Boltzmann factors connecting “monomers” with five-segment structures, as depicted in part (b) of the figure. The dashed double arrows indicate which parts of the “monomer” 12345 must be the same physical locations on the “monomer” 1'2'3'4'5'. In this way the dashed double arrows are delta functions of the respective positions. We show one such delta function joining points 5 and 4'.

leading to

$$1 = \psi(\mathbf{r}_1 \mathbf{r}_2 \mathbf{r}_3 \mathbf{r}_4 \mathbf{r}_5) - \int d^3 r'_5 z(\mathbf{r}_2 \mathbf{r}_3 \mathbf{r}_4 \mathbf{r}_5 \mathbf{r}'_5) \psi(\mathbf{r}_2 \mathbf{r}_3 \mathbf{r}_4 \mathbf{r}_5 \mathbf{r}'_5). \quad (3.3)$$

By assuming simple bending without torsional effects, the description can be simplified by making use of three consecutive position coordinates:

$$\psi(\mathbf{r}_1 \mathbf{r}_2 \mathbf{r}_3) = 1 + \int d^3 r' z(\mathbf{r}_2 \mathbf{r}_3 \mathbf{r}') \psi(\mathbf{r}_2 \mathbf{r}_3 \mathbf{r}') \quad (3.4a)$$

and

$$\hat{\psi}(\mathbf{r}_1 \mathbf{r}_2 \mathbf{r}_3) = 1 + \int d^3 r' z(\mathbf{r}' \mathbf{r}_1 \mathbf{r}_2) \hat{\psi}(\mathbf{r}' \mathbf{r}_1 \mathbf{r}_2) \quad (3.4b)$$

A model which lends itself readily to an iterative numerical solution is that of the chain of segments of fixed length which is confined to a spherical region. A bending probability for two adjacent segments labeled 12 and 23, with unit vectors \hat{n}_{12} and \hat{n}_{23} , can be assigned

$$P(\hat{n}_{12}, \hat{n}_{23}) = p(1 + \hat{n}_{12} \cdot \hat{n}_{23}). \quad (3.5)$$

This causes the forward direction to be favored, with $p > 0$. The function of $z = z(\mathbf{r}_1, \mathbf{r}_2, \mathbf{r}_3)$ in this model is to restrict $\mathbf{r}_1 - \mathbf{r}_2 = \hat{n}_{12}$ and $\mathbf{r}_2 - \mathbf{r}_3 = \hat{n}_{23}$ to unit vectors, and to keep the vectors for the spatial locations of bonds \mathbf{r}_1 , \mathbf{r}_2 , and \mathbf{r}_3 from going out of the confines of the sphere. Consequently, one can write

$$z(\mathbf{r}_1, \mathbf{r}_2, \mathbf{r}_3) = p(1 + \hat{n}_{12} \cdot \hat{n}_{23}) \delta(|\hat{n}_{12}| - 1) \delta(|\hat{n}_{23}| - 1) \times \vartheta(R - |\mathbf{r}_1|) \vartheta(R - |\mathbf{r}_2|) \vartheta(R - |\mathbf{r}_3|) \quad (3.6)$$

where R is the radius of the confining sphere and ϑ is the Heavyside step function.

The spherical symmetry and equations (3.6) and (3.4a) require the following dependence

$$\psi(\mathbf{r}_1 \mathbf{r}_2 \mathbf{r}_3) = \psi(|\mathbf{r}_2|, n_{23,r}) \quad (3.7)$$

where $n_{23,r}$ is the radial component of the unit vector \hat{n}_{23} .

A. Results

In a numerical scheme to solve the equations, it is possible to iterate equation (3.4a) at different values of the parameters. By rewriting the basic integral equation with P , given by (3.5), one has

$$\psi(\mathbf{r}, n_r) = 1 + \int d\hat{n}' p(1 + \hat{n} \cdot \hat{n}') \tilde{z} \psi(\mathbf{r} + \hat{n}, \hat{n}'). \quad (3.8)$$

In this equation \tilde{z} ensures that the positions of the bonds remain within the spherical region. We find (App. B) that ψ can be split into a sum of two parts in successive spherical shells, one of which is only a function of the radial distance r and another which is directly proportional to the radial component of the unit vector n_r , multiplied by a function of r only. Therefore, to integrate from one spherical shell to the next we write:

$$\psi(r, n_r) \equiv \phi_1(r) + n_r \phi_2(r). \quad (3.9)$$

With this manner of splitting the function ψ it is possible to divide the system into a number of spherical shells for each of which a ϕ_1 and ϕ_2 have been defined. Equation (3.8) for ψ can be iterated until the values converge. The integration scheme for the different shells is discussed in Appendix B.

With the knowledge of ψ the value of Ξ can be computed, and the density expression is:

$$n(\hat{n}_{12}, |\mathbf{r}_2|, \hat{n}_{23}) = \frac{1}{\Xi} p(1 + \hat{n}_{12} \cdot \hat{n}_{23}) \psi(r_2, n_{12,r}) \times \psi(r_2, n_{23,r}). \quad (3.10)$$

This five-dimensional quantity can be plotted in a variety of manners. In Figure 2 we plot the density at three different radii in dependence on the r -component of \hat{n}_{23} and both unit vectors lying in the same plane. The other

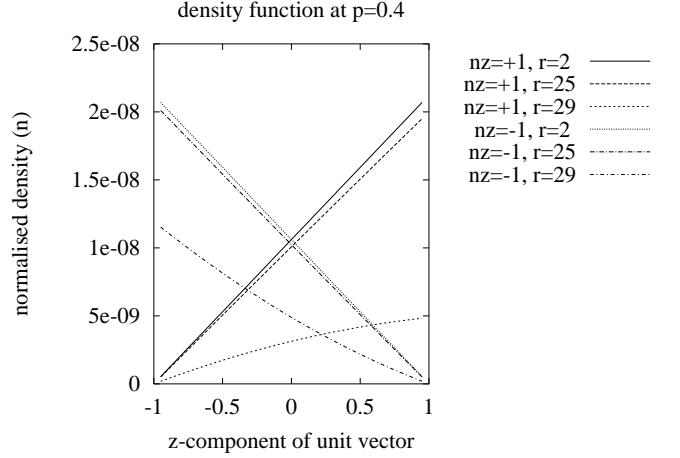


FIG. 2: Plot of the density at different radii for $R = 30$ and $p = 0.4$. Right and left-sloping lines represent forward and backward directions, respectively.

directional component is chosen as lying either radially outward $n_z = +1$ or radially inward $n_z = -1$. For central regions of the sphere we see that the straight configuration is favored and that the angular distribution is more-or-less isotropic, i.e. that both unit vectors lying inwards-pointing or outwards-pointing is almost equally probable. This changes appreciably at the sides, where the radially outward density is considerably lower than the inwards-facing case.

In Figure 3 the density for a both unit vectors tangential to the radial direction and the bond being straight is plotted as a function of the radius and the probability p . The density decreases towards the boundary of the system, located at $R = 30$, and increases with p . Note that the chemical potential is built in through p .

From these graphs a clear picture emerges of a chain which is homogeneous in the center of the confining sphere and which becomes depleted at the boundaries. At these boundaries a tangential orientation of the segments is considerably favored above the perpendicular (radial) case.

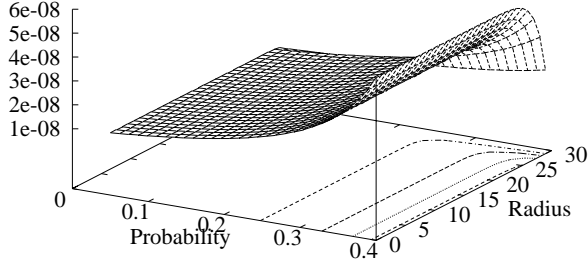
Figures 4 and 5 indicate aspects of the normalization and dependences on orientation. In Figure 4 the dependence of the degree of polymerization on the combined probability and chemical potential p is shown.

B. Possible alternative methods for solution

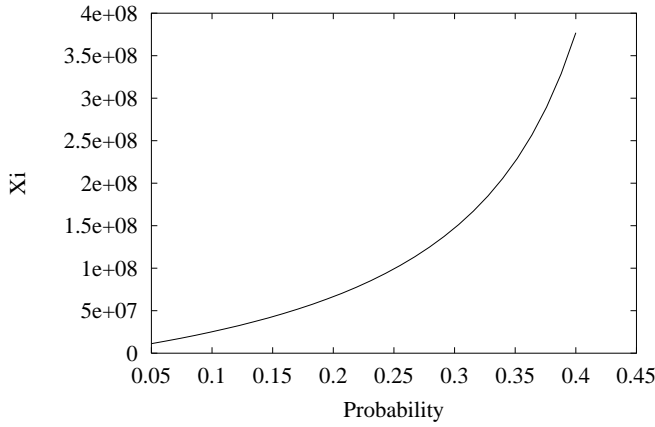
Another method to solve the integral equation is making use of an expansion in terms of eigenfunctions, and using successive substitutions to determine coefficients.

Density as function of radius and probability

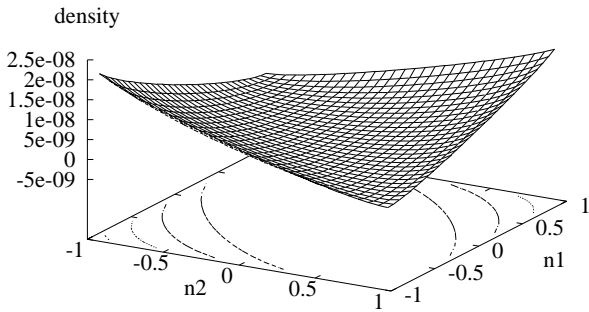
density, n1=x, n2=x

FIG. 3: Plot of the density at different radii for $R = 30$ and various values of p .

Xi or degree of polymerization as function of p, R=30

FIG. 4: Plot of the degree of polymerization at a function of p .

Density as function of unit vector z-projections

FIG. 5: Density for different z -direction projections at $p = 0.4$.

For the case of equation (3.4a) a weight

$$z(\mathbf{r}_1 \mathbf{r}_2 \mathbf{r}_3) = \mathcal{N} \tilde{\vartheta} [(\mathbf{r}_2 - \mathbf{r}_1) \cdot (\mathbf{r}_3 - \mathbf{r}_2)]^2 \\ \times (\mathbf{r}_2 - \mathbf{r}_1)^2 \exp\left(-\frac{1}{\ell^2} (\mathbf{r}_2 - \mathbf{r}_1)^2\right) \\ \times (\mathbf{r}_3 - \mathbf{r}_2)^2 \exp\left(-\frac{1}{\ell^2} (\mathbf{r}_3 - \mathbf{r}_2)^2\right) \quad (3.11)$$

could be introduced. The first factor after $\tilde{\vartheta}$ [which, as in (3.6), confines points to an appropriate region] represents the bending interaction term of the type $\cos^2 \theta$ between two bonds, while the peaked functions $x^2 \exp(-x^2)$ set a length scale to the segments. \mathcal{N} is a normalization.

The weight z and ψ can be expressed as a sum of (generalized) Hermite polynomials [11]

$$z(\mathbf{r}_1 \mathbf{r}_2 \mathbf{r}_3) = \sum_n q_n \langle H_n | \mathbf{r}_1 \mathbf{r}_2 \mathbf{r}_3 \rangle \quad (3.12)$$

$$\psi(\mathbf{r}_1 \mathbf{r}_2 \mathbf{r}_3) = \sum_m y_m \langle \mathbf{r}_1 \mathbf{r}_2 \mathbf{r}_3 | H_m \rangle. \quad (3.13)$$

These functions could be inserted into the bending integral equation (3.4a) and terms compared.

IV. DIFFERENTIAL EQUATION FORM

In [1] the density distribution for a polymer confined to a spherical cavity was computed by expressing ψ in equation (1.5a) as

$$z\psi = w^{-1}(\psi - 1) \quad (4.1)$$

and by making the appropriate choices for the fugacity inside and outside the cavity. The inverse Boltzmann factor w^{-1} was taken to be the differential operator of which w is the Green function. A suitable choice was that of a Yukawa form leading to a Helmholtz operator:

$$\delta(\mathbf{r} - \mathbf{r}') = w^{-1} \frac{A e^{-K|\mathbf{r} - \mathbf{r}'|}}{|\mathbf{r} - \mathbf{r}'|} \\ = \frac{-1}{4\pi A} (\nabla^2 - K^2) w. \quad (4.2)$$

A solution can be found readily for this system.

In order to introduce stiffness a segment of the polymer chain is now described by the positions of its ends \mathbf{x}, \mathbf{x}' and the orientation of those ends \hat{n}, \hat{n}' . Clearly, for a rod $(\mathbf{x} - \mathbf{x}')$, \hat{n} and \hat{n}' are related. The vector $|\mathbf{r}\rangle$ then has the dependence $|\mathbf{r}\rangle = |\mathbf{x}, \vartheta, \phi\rangle$. By noting that

$$\left(\frac{-1}{a^2}\right) \left(\frac{\partial^2}{\partial \alpha^2} - a^2\right) \left[\frac{a}{2} e^{-a|\alpha - \alpha'|}\right] = \delta(\alpha - \alpha') \quad (4.3)$$

a simple multiplicative, bending ‘‘Boltzmann’’ factor is introduced:

$$w(\mathbf{x}, \vartheta, \phi; \mathbf{x}', \vartheta', \phi') = \frac{Aab}{4|\mathbf{x} - \mathbf{x}'|} e^{-a|\vartheta - \vartheta'| - b|\phi - \phi'| - K|\mathbf{x} - \mathbf{x}'|}. \quad (4.4)$$

The substitution

$$\psi - 1 = \frac{\eta(\mathbf{r})}{|\mathbf{r}|} \xi(\vartheta) \zeta(\phi) \quad (4.5)$$

will separate the variables. For the spherical container we need to solve

$$\left(\frac{\partial^2}{\partial \vartheta^2} - a^2 \right) \left(\frac{\partial^2}{\partial \phi^2} - b^2 \right) (\nabla^2 - K^2) \eta(x) \xi(\vartheta) \zeta(\phi) = 0 \quad (4.6)$$

for the outside and

$$z_0 = \left(\frac{\partial^2}{\partial \vartheta^2} - a^2 \right) \left(\frac{\partial^2}{\partial \phi^2} - b^2 \right) (\nabla^2 - K^2) \frac{\eta}{x} \xi \zeta + 4\pi a^2 b^2 z_0 \frac{\eta}{x} \xi \zeta \quad (4.7)$$

for the inside. For the outside the usual radial solution is obtained, whereas for the inside of the sphere we have:

$$\left(\frac{\partial^2}{\partial \vartheta^2} - a^2 \right) \xi = c_\xi \xi \quad (4.8)$$

$$\left(\frac{\partial^2}{\partial \phi^2} - b^2 \right) \zeta = c_\zeta \zeta \quad (4.9)$$

$$\left(\frac{\partial^2}{\partial x^2} - K^2 \right) \eta = c_\eta \eta \quad (4.10)$$

where

$$c_\xi c_\zeta c_\eta = -4\pi A a^2 b^2. \quad (4.11)$$

Here the radial distance and orientation of parts of the chain are completely decoupled. This is physically acceptable. We impose the fact that the boundary conditions are cyclic in that $\xi(\vartheta + 2\pi) = \xi(\vartheta)$ and $\zeta(\phi + \pi) = \zeta(\phi)$. For the polymer confined to the spherical cavity the external solution for r only is required. The results for r are identical to the results in [1]:

$$r(\psi(r) - 1) = \frac{K^2 - K'^2}{K'^2} (r - \frac{(1 + KR) \sinh K'r}{K \sinh K'R + K' \cosh K'R}) , r \leq R. \quad (4.12)$$

Since the solutions to equations (4.8) and (4.9) have to be periodic or constant, the condition on the constants c_ξ and c_ζ are that

$$c_\xi + a^2 \leq 0 \text{ and} \quad (4.13)$$

$$c_\zeta + b^2 \leq 0. \quad (4.14)$$

With (4.11) c_η must be negative.

V. CONCLUSIONS

We have demonstrated how the formalism accommodates potentials with angular dependence in three different ways. The formalism is quite generally applicable to

a variety of problems with more than positional degrees of freedom.

In subsequent work we shall develop this formalism for a path integral formulation to include investigation of the effects of lateral interactions.

Acknowledgements

HLF acknowledges the financial support of NSF Grant DMR 9628224 and a Fulbright Fellowship. KKMN acknowledges the financial support of the National Research Foundation of South Africa.

APPENDIX A: LATTICE BOUNDARY CONDITION AND CENTRAL VALUE EQUATIONS

Here we employ equation (2.4b) for different values of r_z and σ near the boundaries.

- For $r_z = r_z^0 + 1$, and for $\sigma = \uparrow, \downarrow$, and \parallel , respectively:

$$1 = \psi_\uparrow(r_z^0 + 1) \quad (A1a)$$

$$1 = -z_0 \psi_\downarrow(r_z^0) + \psi_\downarrow(r_z^0 + 1) \quad (A1b)$$

$$1 = \psi_\parallel(r_z^0 + 1) \quad (A1c)$$

- For $r_z = r_z^0 + \frac{1}{2}$, and for $\sigma = \uparrow, \downarrow$, and \parallel , respectively:

$$1 = \psi_\uparrow(r_z^0 + \frac{1}{2}) \quad (A2a)$$

$$1 = -4az_0 \psi_\parallel(r_z^0) - z_0 \psi_\downarrow(r_z^0 - \frac{1}{2}) + \psi_\downarrow(r_z^0 + \frac{1}{2}) \quad (A2b)$$

$$1 = -az_0 \psi_\downarrow(r_z^0) + \psi_\parallel(r_z^0 + \frac{1}{2}) \quad (A2c)$$

- For $r_z = r_z^0$, and for $\sigma = \uparrow, \downarrow$, and \parallel , respectively:

$$1 = -bz_0 \psi_\downarrow(r_z^0) + \psi_\uparrow(r_z^0) \quad (A3a)$$

$$1 = -4az_0 \psi_\parallel(r_z^0 - \frac{1}{2}) - z_0 \psi_\downarrow(r_z^0 - 1) + \psi_\downarrow(r_z^0) \quad (A3b)$$

$$1 = -az_0 \psi_\downarrow(r_z^0 - \frac{1}{2}) + [1 - z_0(1 + 2a + b)] \psi_\parallel(r_z^0) \quad (A3c)$$

- For $r_z = r_z^0 - \frac{1}{2}$, and for $\sigma = \uparrow$ and \parallel , respectively:

$$1 = -4az_0 \psi_\parallel(r_z^0) - bz_0 \psi_\downarrow(r_z^0 - \frac{1}{2}) + \psi_\uparrow(r_z^0 - \frac{1}{2}) \quad (A4a)$$

$$1 = [1 - z_0(1 + 2a + b)] \psi_\parallel(r_z^0 - \frac{1}{2}) - az_0 \psi_\downarrow(r_z^0 - 1) \quad (A4b)$$

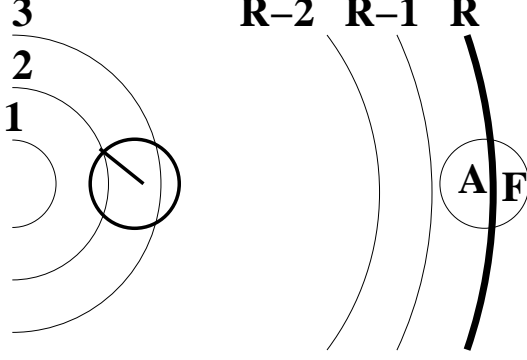


FIG. 6: Schematic representation of the integration procedure over shells. The shell numbering is illustrated, as well as the mixing between different shells. “F” represents the forbidden region for any bond of the polymer.

- For $r_z = r_z^0 - 1$ and $\sigma = \uparrow$:

$$1 = -4az_0\psi_{\parallel}(r_z^0 - \frac{1}{2}) - bz_0\psi_{\downarrow}(r_z^0 - 1) + \psi_{\uparrow}(r_z^0 - 1) \quad (\text{A5})$$

Halfway between the plates the symmetry dictates that

$$\psi_{\uparrow,0} = \psi_{\downarrow,0}. \quad (\text{A6})$$

APPENDIX B: NUMERICAL INTEGRATION SCHEME FOR SPHERE-CONSTRAINED WALK

In order to elucidate the integration scheme used for the numerical calculations we refer to Figure 6. The spherical geometry of the system is shown here up to the edge of the system. For each shell of thickness 1 we calculate $\psi_i = \phi_i^{(1)} + n_z\phi_i^{(2)}$. Since the shells have the thickness of the radius of the bond, at each stage there are contributions from the two adjoining shells, according to equation (3.8). These can be summed if we assume that the values of $\phi_i^{(1)}$ and $\phi_i^{(2)}$ are constant and approximately equal to the value of the ϕ 's in the *middle* of each shell. In the final shell ending at the radius R , the bond vector is permitted to move only in the allowed region A with zero weight in the forbidden region F of Figure 6. The set of $\{\phi_i^{(1)}, \phi_i^{(2)}\}$ is iterated through equation (3.8) until the values no longer change.

-
- [1] H.L. Frisch and J.K. Percus, Phys. Rev. E **64**, 011805 (2001).
 - [2] H.L. Frisch and J.K. Percus, J. Phys. Chem. B (2001), in press.
 - [3] K. Kroy and E. Frey, Phys. Rev. Lett. **77**, 306 (1996).
 - [4] J. Wilhelm and E. Frey, Phys. Rev. Lett. **77**, 2581 (1996).
 - [5] S.M. Aharoni and S.F. Edwards, Macromolecules **22**, 3361 (1989).
 - [6] K.K. Müller-Nedebock, S.M. Aharoni, and S.F. Edwards, Macromol. Symp. **98**, 701 (1995).
 - [7] T.B. Liverpool, R. Golestanian, and K. Kremer, Phys. Rev. Lett. **80**, 405 (1998).
 - [8] R. Golestanian and T.B. Liverpool, Phys. Rev. E **62**, 5488 (2000).
 - [9] P.J. Flory, *Statistical mechanics of chain molecules* (Wiley Interscience, New York, 1969).
 - [10] K.K. Müller-Nedebock and H.L. Frisch, Submitted (2001).
 - [11] A. Erdélyi, ed., *Higher Transcendental Functions*, vol. II (McGraw-Hill Book Company, Inc., New York, 1953).